

CANADIAN COMMONWEALTH TRIALS

WORLD SC CHAMPIONSHIPS

SwimNews

NUMBER 270

www.swimnews.com

MAR-APR 2002

\$ 4.95 USA
\$ 4.95 CAN

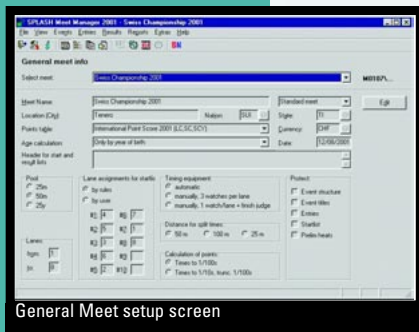


ELIZABETH WARDEN
TRIPLE TRIALS WINNER

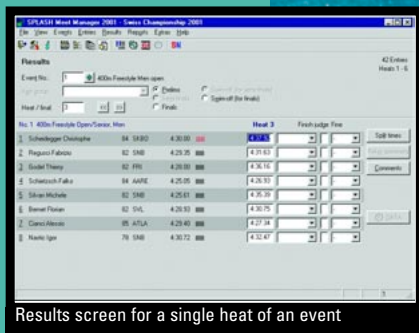
SwimNews

Splash 2002

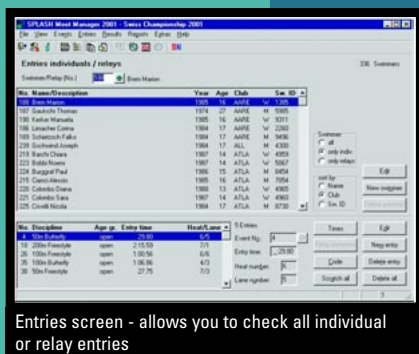
Meet & Team Management Software



General Meet setup screen



Results screen for a single heat of an event



Entries screen - allows you to check all individual or relay entries



Operate the interface in one of 9 languages, while outputting results in another

Splash Software The Future of Swim Meet Management Has Arrived!

- Advanced data formats that are optimized to integrate into the Swimnews World Rankings database
- Works with all major timing systems including Omega, Daktronics, Colorado, Alge and Longines
- Uses the latest IPS International Point Score tables to assign point values to all performances - the same point tables used on the FINA World Cup series
- Accepts electronic meet entries in several formats including Commlink, SDIF, WSV, Lenex & Aquabec
- Save meet results in several popular formats including SDIF, Splash, WSV, Lenex & Aquabec
- Operate the software in any number of languages including: English, French, German, Spanish, Italian, Portuguese, Dutch, Polish and Icelandic

splash.swimnews.com

N. J. Thierry, *Editor & Publisher*
Marco Chiesa, *Business Manager*
Karin Helmstaedt, *International Editor*
Russ Ewald, *USA Editor*
Paul Quinlan, *Australian Editor*
Cecil Colwin, *Features Editor*
Anita Smale, *Copy Editor*
Feature Writers
Nikki Dryden, New York
Wayne Goldsmith, Australia
Anita Lonsbrough, England
International Statistical Support Group:
Rumen Atanasov, Bulgaria
Chaker Belhadj, Tunisia
Szabolcs Fodor, Hungary
Gerd Heydn, Germany
Franck Jensen, Denmark
Berth Johansson, Sweden
Daniel Pichon / Michel Salles, France
Juan Antonio Sierra, Spain
Neville Smith, South Africa
Fratisek Stochl, Czech Republic
Nelson Vargas, Mexico
Janusz Wasko, Poland
Sumire Watanabe, Japan

SWIMNEWS established in 1974
Published ten times yearly (January to October)
Contents copyright © No portion of this magazine
may be reprinted without permission of the
publisher.

The following names: *SWIM, TAG, TOP* and *Making Waves* are registered trademarks and their unauthorized use is strictly prohibited. All rights reserved.

Subscription rates:
Canada \$35 yearly

Inquire about bulk discounts to club teams.
Foreign (air mailed) \$45 US
United States \$35 US

Single issues \$4.95 CAN \$4.95 USA
Payments by cheque, bank money orders and VISA
VISA payments require card number and expiry date
All Canadian subscriptions include 7% Federal GST
International Standard Serial Number ISSN 1209-5966

Publications Mail Registration No. 09981
Gateway Postal Facility, Mississauga.

We acknowledge the financial support of the
Government of Canada, through the Publications
Assistance Program (PAP), toward our mailing costs.
SWIMNEWS (USPS #015-207) is published monthly for
US \$35 per year. Periodicals postage paid at Champlain,
N.Y. and additional mailing offices. Address changes
should be sent to:

SWIMNEWS, 356 Sumach Street, Toronto, ON, M4X 1V4 or
(USA and International only)

IMS of N.Y., 100 Walnut St. #3, P.O.Box 1518,
Champlain, N.Y. 12919-1518. For details call: IMS at
1 (800) 428-3003

Editorial Offices:

SWIMNEWS,

**356 Sumach St., Toronto, Ontario,
M4X 1V4, CANADA**

Tel: (416) 963-5599 Fax: (416) 963-5545

E-mail: swimnews@swimnews.com

<http://www.swimnews.com>

FEATURES

- 6-9 Canadian Commonwealth Trials** **Nikki Dryden**
Commentary
Personality: Liz Warden, Her Moment in the Spotlight
Personality: Brent Hayden, Canada's New Sprint Hopeful
- 12 Women's NCAA Championships** **Nikki Dryden**
Auburn Wins Women's Team Title
- 12-13 Adam Sioui Wins NCAA Title** **Nikki Dryden**
Newfound Love of Sometimes-Insane Hard Work Pays Off
- 13 Men's NCAA Championships** **Nikki Dryden**
Texas Wins Men's Team Title
- 16 2001 NAIA Championships** **Jeremy Dunn**
Simon Fraser Makes It Three In a Row
- 33-35 World Short Course Championships** **Anita Lonsbrough**
Seven World Records
Australia Wins Most Golds, USA Most Medals
- 38 Phillips 66 USA Spring Nationals**
Peirsol Stars With World Record for 200 Backstroke
- 42 Australian Championships** **Paul Quinlan**
Petria Thomas and Ian Thorpe to Lead Australians
- 44 British Commonwealth Trials** **Anita Lonsbrough**
Commonwealth Records For James Gibson and Alison Sheppard



Cover photo: Marco Chiesa



Morgan Knabe



Adam Sioui



Jennifer Carroll



Aaron Peirsol

DEPARTMENTS

- | | | | |
|-------|---|-------|-------------------------------------|
| 3 | Contents | 36-37 | World SC Championship Results |
| 4 | About This Issue, Calendar | 40 | US Spring National Results |
| 10-11 | Canadian Trials Results | 40-41 | Australian Championship Results |
| 14-15 | TOP (Tiny Olympic Prospects) | 41 | British Commonwealth Trials Results |
| 17-32 | TAG (Top Age Group Times)
10&Under, 11, 12, 13, 14, 15, 16, 17 | 46 | Making Waves |

ABOUT THIS ISSUE

After much delay here we are with the Commonwealth Trials issue including Canada and all the major competing countries as well as coverage of the World Short Course Championships.

It was an exciting period with great performances from many fine athletes.

Brian Johns was terrific in winning the 200-400 individual medley in Winnipeg and adding a World SC Championships silver in the 400 IM. He might have added a second medal in the 200 IM but was sick and scratched the finals.

Jennifer Carroll won the 50 backstroke in Moscow, having perfected the undewater kick in the short course pool. She also won the same event at the Canadian Trials and should be one of the favourites to win at the Commonwealth Games.

Everything that you need to know about the trials of our major rivals is also included in this issue.

TAG is complete for the short course season. We even scored it using the IPS points. Having expanded the categories to single years and added four individual events to each category we only have room for 20 deep rankings in the magazine, but unlimited length on our website.

Sorry if we're missing meets, but we need to be sent comlink files rather than print outs.

A ranking of provinces is as follows:

- 1) 1,573,721 Ontario
- 2) 795,811 Quebec
- 3) 681,237 Alberta
- 4) 485,710 British Columbia
- 5) 111,249 Saskatchewan
- 6) 84,110 Nova Scotia
- 7) 79,036 Manitoba
- 8) 50,985 New Brunswick
- 9) 12,344 Newfoundland
- 10) 5,879 Yukon
- 11) 1,013 Prince Edward Island

RECORD SETTERS

WORLD LONG COURSE

Men's 200 backstroke:

1:55.15 Aaron Peirsol, USA, Minneapolis, Mar 20
 Better's old record of 1:55.87 Lenny Krayzelburg, USA, 2000.
 FINA Ratified Apr 18.

COMMONWEALTH LONG COURSE

Men's 50 breaststroke:

27.51 James Gibson, ENG, Manchester, Apr 13, 2002
 Better's own record of 27.71 from July 2001

Men's 100 breaststroke:

1:01.22 Morgan Knabe, CAN, Winnipeg, Mar 20, 2002
 1:00.95 Morgan Knabe, CAN, Winnipeg, Mar 21, 2002
 Better's own record of 1:01.25 from 2001.

1:00.69 James Gibson, ENG, Manchester, Apr 12
 Better's old record of 1:00.95 Morgan Knabe, Mar. 21

Men's 200 breaststroke:

2:10.88 Jim Piper, AUS, Brisbane, Mar 23, 2002
 Better's old record of 2:11.29 Nick Gillingham, ENG, 1992

Women's 50 freestyle:

24.96 Alison Sheppard, SCO, Manchester, Apr 13, 2002

CANADIAN LONG COURSE

Men's 100 breaststroke:

1:01.22 Morgan Knabe, UCSA, Winnipeg, Mar 20, 2002
 1:00.95 Morgan Knabe, UCSA, Winnipeg, Mar 21, 2002
 Better's own record of 1:01.25 from 2001.

Men's 200 breaststroke:

2:13.29 Morgan Knabe, UCSA, Winnipeg, Mar 24, 2002
 Better's old record of 2:13.34 Victor Davis, ROW, 1984

Women's 50 backstroke:

28.98 Jennifer Carroll, MAA, Winnipeg, Mar 20, 2002
 28.94 Jennifer Carroll, MAA, Winnipeg, Mar 20, 2002
 Better's own record of 29.11 from 2001.

WORLD SHORT COURSE

Men's 200 backstroke:

1:51.17 Aaron Peirsol, USA, Moscow, Apr 7, 2002
 Better's old record of 1:51.62 by Matt Welsh, AUS, 2000 and Gordan Kozulj, CRO, 2001.

Men's 4x100 medley relay:

3:29.00 United States, USA, Moscow, Apr 7, 2002
 Better's old record of 3:29.88 Australia, AUS, 1999

Women's 200 freestyle:

1:54.04 Lindsay Benko, USA, Moscow, Apr 7, 2002
 Better's old record of 1:54.17 Claudia Poll, CRC, 1997

Women's 800 freestyle:

8:14.35 Sachiko Yamada, JPN, Tokyo, Apr 2, 2002
 Better's old record of 8:15.16 Hua Chen, CHN, Dec 2, 2001.

Women's 50 breaststroke:

29.96 Emma Igelstrom, SWE, Moscow, Apr 4, 2002
 Better's her own previous record of 30.24 from Mar 14, 2002

Women's 100 breaststroke:

1:05.38 Emma Igelstrom, SWE, Moscow, Apr 6, 2002
 Better's old record of 1:05.40 Penny Heyns, RSA, 1999

Women's 4x100 medley:

3:55.78 Sweden, SWE, Moscow, Apr 5, 2002
 Better's old record of 3:57.46 University of Georgia, USA, 2000

Women's 4x200 free:

7:46.30 China, CHN, Moscow, Apr 4, 2002
 Better's old record of 7:47.14 Great Britain, GBR, 2001

COMMONWEALTH SHORT COURSE

Men's 100 freestyle:

46.99 Ashley Callus, AUS, Moscow, Apr 7, 2002
 Better's old record of 47.49 Michael Klim, AUS, 1999

Men's 50 backstroke:

23.76 Matthew Welsh, AUS, Moscow, Apr 5, 2002
 23.66 Matthew Welsh, AUS, Moscow, Apr 6, 2002
 Better's his own record of 23.82 from 2001

Women's 50 freestyle:

24.26 Alison Sheppard, SCO, Moscow, Apr 6, 2002
 Equals her own record of 24.26 from 2000.

Women's 50 butterfly:

26.36 Petria Thomas, AUS, Moscow, Apr 5, 2002
 Better's her own record of 26.43 from 2001

Women's 100 ind. medley:

1:00.88 Alison Sheppard, SCO, Moscow, Apr 5, 2002
 Better's old record of 1:00.93 Marianne Limpert, CAN, 2000

Women's 4x100 medley:

3:57.70 Australia, AUS, Moscow, Apr 5, 2002
 Better's old record of 4:00.17 Australia, AUS, 1993

Women's 4x100 free:

3:35.97 Australia, AUS, Moscow, Apr 6, 2002
 Better's old record of 3:38.72 Australia, AUS, 1995

CANADIAN SHORT COURSE

Men's 100 freestyle:

48.79 Michael Mintenko, UBCD, Moscow, Apr 6, 2002
 Better's old record of 48.97 Alex Baumann, LUSC, 1983

Men's 100 butterfly:

51.61 Michael Mintenko, UBCD, Moscow, Apr 3, 2002
 51.45 Michael Mintenko, UBCD, Moscow, Apr 4, 2002
 Better's own previous record of 51.97 from Jan 27, 2002

Men's 200 ind. medley:

1:57.53 Brian Johns, UBCD, Moscow, Apr 5, 2002
 Better's own previous record of 1:57.55 from Feb 24, 2002

Men's 400 ind. medley:

4:06.85 Brian Johns, UBCD, Moscow, Apr 4, 2002
 Better's old record of 4:08.50 Curtis Myden, UCSC, 1998

ALL TAG SCORING CLUBS

1) CASC 173330	33) TO 36238	65) EXST 15980	97) AQUA 8531	129) LEDUC 4515	161) WLBFB 2206	193) GLSC 715
2) ESWM 172422	34) WTSC 34707	66) TMSO 15942	98) EAST 8329	130) VKSC 4416	162) YVW 2153	194) KLAC 714
3) UBCD 150990	35) PSW 32658	67) NCSA 15922	99) DUCKS 8168	131) VEW 4361	163) KMSC 2125	195) UOFA 714
4) EKSC 127863	36) HWAC 30360	68) CNNG 15714	100) SPART 8111	132) GGST 4201	164) CSL 2015	196) CAG 695
5) NKB 110481	37) UCSC 29237	69) PN 15499	101) AMAC 8015	133) STARS 4030	165) CNSJ 1943	197) KBM 694
6) DDO 98614	38) GOLD 28021	70) WVOSC 15259	102) SKYAC 7961	134) ALB 3951	166) LSC 1938	198) NSJ 682
7) MSSAC 90354	39) TRENT 27744	71) DYNAM 15149	103) LOSC 7821	135) PHENI 3910	167) CASE 1731	199) GAC 677
8) CAMO 90340	40) CAJ 27004	72) CNPPO 15093	104) FAST 7789	136) LUSC 3896	168) ORCAS 1707	200) BBB 669
9) PCSC 87847	41) MANTA 26600	73) PICK 14415	105) SKSC 7422	137) LSCDN 3879	169) ORCA 1628	201) RED 664
10) NEW 86964	42) TAT 26480	74) DEL 14276	106) SACK 7094	138) CYC 3875	170) CNBO 1603	202) GOT 655
11) NYAC 86109	43) CNHR 25797	75) SWAT 13793	107) KCS 7077	139) KAJ 3764	171) UASC 1582	203) MUSAC 644
12) IS 85966	44) WAC 25018	76) UPCAN 13737	108) TD 7043	140) PRASC 3750	172) TSUN 1422	204) CT33 624
13) LAC 83236	45) REG 24950	77) SAMAK 13606	109) ROC 6808	141) CNTR 3724	173) LAVAL 1413	205) TTSC 624
14) ROW 70774	46) ENC 24596	78) RCA 13431	110) CALAC 6748	142) SYD 3250	174) RAYS 1380	206) UDAL 611
15) OSC 60862	47) NRST 21323	79) CHAMP 12485	111) VAC 6488	143) LLSC 3239	175) LSCS 1350	207) CRKW 596
16) UCSA 58882	48) NSA 21118	80) CP 12422	112) GLEN 6354	144) TIDE 3064	176) CONNU 1311	208) OSAC 583
17) ROD 58032	49) TSC 20828	81) GMAC 12366	113) CNSH 6280	145) CHENA 3061	177) BLAST 1292	209) SDSC 548
18) OAK 56259	50) FMSC 20524	82) CNMN 12257	114) EBSC 6285	146) UNIK 2937	178) GPP 1229	210) CBS 528
19) COBRA 54468	51) MAC 20426	83) BROCK 12187	115) COMOX 6185	147) DELTA 2906	179) GDSC 1115	211) SHSC 527
20) HYACK 51899	52) RHAC 20347	84) BBF 12182	116) BKSC 6128	148) RISC 2902	180) CGF 1067	212) OSOC 526
21) ULAV 51773	53) KSC 19633	85) DCSC 12160	117) WGB 5879	149) ODSC 2776	181) CNCI 1050	213) SPPSC 510
22) AAC 49674	54) PERTH 18233	86) PGB 11735	118) BAD 5704	150) EDSON 2635	182) GVAC 1046	214) RAMAC 481
23) EXCEL 48985	55) CYP5 18195	87) BOSI 11256	119) LSNR 5698	151) TPRR 2624	183) BRSC 944	215) ARR 473
24) MM 48444	56) CSQ 18065	88) TBT 11198	120) CARP 5475	152) CPWD 2594	184) FTST 858	216) CBC 465
25) SCAR 46439	57) STSC 17972	89) SJL 11101	121) MWC 5376	153) FGPSC 2523	185) UMCG 836	217) CB5 451
26) ELITE 45424	58) LASER 17899	90) BTSC 10811	122) HTAC 5340	154) BC 2483	186) ISS 813	218) CREST 451
27) CNCB 40317	59) MEGO 17548	91) KISU 10207	123) NES 5310	155) CNJA 2439	187) STEFO 744	219) YOSSC 450
28) BRANT 39198	60) SSMAC 17215	92) OSHAC 10189	124) CNDR 5249	156) KSS 2435	188) SL 742	220) CNOTY 425
29) CNB 38600	61) HIPPO 17015	93) CVAC 9881	125) RAC 5192	157) CNS 2375	189) CWC 733	221) SBSC 403
30) GO 37894	62) LASC 16908	94) MMST 9552	126) TCSC 4889	158) HANEY 2306	190) GAMIN 722	222) CAR 398
31) BRSA 37746	63) USC 16403	95) GATOR 9377	127) BST 4811	159) CNS 2299	191) PASS 719	223) WVST 390
32) RDCSC 37642	64) WD 16310	96) YORK 9360	128) KOTNO 4732	160) NWO 2247	192) CNBF 718	224) GCO 366
						225) CYSSC 159

Nikki Dryden

If the 2002 Canadian Commonwealth Games Trials had been a Broadway show, it wouldn't have made it for the six days the Trials lasted in Winnipeg. That's not to say there weren't talented swimmers, great performances, or bright new stars; but the choreography, music, and tone left Canada's swimmers with nothing but their sheer will to win to get them through the competition.

While many of the top swimmers were able to swim fast and win, they certainly weren't buoyed by anything but their own desire. The entire pool was void of energy; one side of the stands were empty except for a few parents, the swimmers were made to sit in the other side of the stands, which meant they couldn't cheer and be heard, so they hardly did, and the water was empty, with only 350 swimmers entered in the meet.

The Pan Am pool is one of the best complexes in the country, and Winnipeg is certainly a town that has proven, time and again, its support for our sport. With two 50-metre pools and an additional warm-down tank, Nationals could accommodate 500 swimmers without being too crowded in warm-ups. Top swimmers would not be hurt by increasing the meet size, as the heats lasted a couple of hours each day, and there was plenty of time between heats and finals to get adequate rest.

As if the FINA time standards imposed on the swimmers for automatic selection to the team weren't difficult enough, why was the meet choreographed to be a flop? Bus in school kids and area swim teams to fill the stands, at least during finals. Let the swimmers stay on deck so that the swimmers in finals and their teammates cheering them on stay connected. The energy from the presence and support of your peers can help get swimmers really pumped up.

Many may argue that if you can't get yourself motivated to race fast, atmosphere alone isn't going to help you much. But with our swimmers facing the tough FINA standards, they needed all the lifting up they could get. Instead, every night swimmers raced, swimmers won, and no one knew they were going to Manchester. Why didn't we just say that every gold medalist was on the team? That would mean that after every race, the announcer could yell "Another swimmer on her way to England!" or "Congratulations Johnny, how does it feel to know you are going to represent Canada at the Commonwealth Games?" Instead, someone swam, raced fast, became the best Canadian in their event, yet each of them just had to smile and say, "Gee, I hope that was good enough."

Next time, why don't we show our support for our swimmers by finding ways to fill the stands, help them to cheer on their friends, and give them positive and instant feedback after becoming national champions? With the entry fees for Nationals rumoured to be a new flat rate of \$100 per swimmer, there needs to be some incentive to come and swim fast, and a little excitement would be a good place to start.

MORGAN KNABE AND LIZ WARDEN WIN THREE EACH

Nikki Dryden

Despite the freezing cold weather and tough time standards, there were some great races by many hard-working swimmers at the Commonwealth Games Trials in Winnipeg. Liz Warden of the Toronto All-Stars and Morgan Knabe of Calgary were the performers of the meet. Both won three events, made two FINA standards, and are ranked number one in the Commonwealth in one of their events. Knabe is also single-handedly the most outrageous, entertaining, and amusing swimmer Canada has seen in years. His media quotes throughout the competition were both comedic and tragic, being that Knabe is serious when he tells reporters, "I want a mansion. I want fast cars. I want women hanging off me. I want the dream."

On the other hand, you'll find Liz Warden self-effacing about her dreams and her successes, diffidently stating her desire to win gold in Manchester and timidly accepting praise for her great swims. The two swimmers also have very different competitive histories. Warden is a silver medalist from the 1998 Commonwealth Games, while Knabe was disqualified at the trials and failed to qualify for that team. Knabe was fifth at the 2000 Olympics, while Warden missed the Olympic cut and sat home during the Sydney Games. But both swimmers are moving forward at the same time, and both will have the opportunity to lead Canada's success in Manchester.

Day One

Four years ago, Jessica Deglau (UBCD) headed to the Commonwealth Games in Malaysia and came home with a bronze and silver in the 200 free and 200 fly. This year, Deglau will head to Manchester with a solid chance to increase her medal haul. If she gets under two minutes in the 200 free, it will be a great start. In 1998 trials, Deglau won the 200 free with a 2:01.32. This year's 200 free was considerably better, as all three medalists swam faster than in 1998. Deglau won with a 2:00.64, followed by Sophie Simard (UL) in 2:00.89 and Jen Button (ROW) in 2:02.26. Deglau also swam a fast 400 free later in the meet, winning with 4:13.81.

Unlike Deglau, four years ago Rick Say (UCSA) was just emerging on the national scene. Say was a BC summer-club star when he arrived at the University of Victoria. In his first year of swimming in the winter, Say came from nowhere to make the Commonwealth Games team; now he is the Canadian record holder in the 200 and 400 free. Although Say was a sure bet to qualify for this year's team, he didn't expect to miss

the FINA cut in the 400 free by 3/100ths with his 2:42.04, but accepted that a win is important. "I'm a little disappointed with my time. It wasn't what I expected after the year I've been having." (Say broke both short-course Canadian records this season in the 200 and 400 free). "But it's where I am right now and hopefully I can build from here and get the standard in the 200 free." Say was followed by Mark Johnston (UBCD) in 3:52.53 and Andrew Hurd (TO*/University of Michigan) in 3:53.86.

The meet's first upset went to Liz Warden in the 200 IM. Warden swam a best time of 2:15.18, which was under the FINA cut and ahead of Kristy Cameron (UCSA) with 2:16.14 and 1996 Olympic silver medalist Marianne Limpert (CAMO) with 2:17.25. "It's great to get my spot on the team over with in my first event. I didn't expect to do that, so it's a relief."

Adam Sioui (Trenton Dolphins/University of Florida) continued his dominance of the 200 fly in Canada with his 2:00.58 win over Chad Murray (UCSA) with 2:02.06 and Doug Wake (UBCD) with 2:02.28. Sioui's time was off his best, and he is the first to admit his fly has hit somewhat of a plateau. However, this is Sioui's first long-course meet of the season, and he believes he just needs to get some more long-course racing in before the Commonwealth Games.

Day Two

The second day of competition was packed with 50s and semis, but in one of the more exciting events of the Trials, Rick Say and Mark Johnston clashed once again in the men's 200 free. After average 400s, both men were looking to make it under the FINA cut in the 200. For the first time in Canadian swimming, two men swam under 1:49. Say touched first in 1:48.88, while Johnston was second in 1:48.96.

Johnston admitted he hasn't been completely focused on his swimming this season, but found motivation to swim fast nonetheless. "I'm really satisfied with the swim. This year I've really been focusing on my school and I'm not fully prepared for this meet. But the guys are going faster and faster, and I just told myself I've got to really step it up."

Day Three

Four years ago, Mark Versfeld, Greg Hamm, and Dustin Hersee of the Pacific Dolphins were battling it out in the men's 200 back to earn a spot on the Commonwealth Games team. This year's field boasted the newest replacements for that trio of stars. While these young men are full of potential, the results were a bit disappointing, as Tobias Oriwol (ESWIM) went slower than his heat swim of 2:01.81, clocking a

LIZ WARDEN GETS HER MOMENT IN THE SPOTLIGHT

Nikki Dryden

After years of swimming in the shadow of two of the world's top IMers, Liz Warden of the Toronto All-Stars has emerged as the woman to beat this summer at the Commonwealth Games. Four years ago, Liz was second to Joanne Malar (UCSC) in the 400 IM at Commonwealths in Malaysia. Two years later, she missed the Olympic cut and didn't go to Sydney, and until this March, she had never beaten Marianne Limpert (CAMO) either. But Liz looks like she is about to leave those days behind her. Liz won three events and made two FINA standards at the Trials, and is ranked number one in the Commonwealth in the 200 IM.

In Winnipeg, Liz's first upset came in the 200 IM, where she swam a best time of 2:15.18 (which was under the FINA cut), and ahead of Kristy Cameron (UCSA) and 1996 Olympic silver medallist Marianne Limpert. "It's great to get my spot on the team over with in my first event. I didn't expect to do that, so it's a relief. My focus was primarily on the 400 IM, but I have done more weight training this year, and that has seemed to give me more speed in the 200 IM."

In her second upset of the meet, Liz beat Canadian record holder Jennifer Fratesi (ROW) to win the 200 back, making her second FINA cut. Liz dropped almost two seconds off her best to win in 2:12.79.

In the 400 IM, Liz won her third gold of the week in a 4:46.53. Although she missed the FINA cut by a few tenths, it was Liz's best time since the 1998 Commonwealth Games. "It is a little different doing

this event on the last night, I am so used to it being on the first day, and I am a bit disappointed I didn't make the FINA time. But it's been a while since I did a best time in that event, so I am happy."

A consistent emphasis on her dryland program seems to be the foundation for her newfound improvement. "For the last year and a half, Jennifer [Button] and I have been working with a personal trainer. We have been doing the same work in the pool, but now we are both stronger and are able to swim fast even at little meets." Both Liz and her teammate Jennifer Button work with former Canadian diver and 1990 Commonwealth Games gold medallist Anna Dacyshyn. They spend two to three times a week with her doing weights and working on core strength using Swiss balls. "I never really did weights before or knew what I was doing, so having a personal trainer is so much better."

It also helps to have Jen around. "We make sure we are both there together every morning and in the pool. And when one of us is tired or complaining, we help keep each other motivated. During the Olympic year, Jen stayed at home training at ROW and that was hard. But now we have a great training group [at the University of Toronto] with Julie Gravelle, Kyle Smerdon, and Craig Hutchinson too."

Liz Warden is very humble about her dreams and her successes. But she isn't afraid to say she wants to win gold in Manchester. "I think I will keep training for the 400 IM and the 200 will come along with it. That's what I've been doing and it seems to be working."

2:02.23 for the win. Keith Beavers of ROW raced Oriwol head to head the entire way, touching in 2:02.81. Both were on pace to make the FINA time standard until the 150, but fell off in the final 50 metres. Chuck Sayao (TO*/University of Michigan) was third in 2:03.07. But don't expect these young men to remain in the footsteps of their predecessors for long. All three are hard working, multi-talented, and have many years of successful swimming ahead of them.

Two other women's events were finals, the 200 breast and 100 free. Both races were won by two-time Olympians in solid times, but neither woman made the FINA cut, making the swims somewhat anticlimactic. Christin Petelski of Island added another title with a 2:29.87 in the 200 breast, while Laura Nicholls (ROW) added to her collection of medals with her 100 free win in a time of 56.52. Petelski voiced her frustration after the race, saying she was disappointed with her time. "I've been training a lot better than what that time reflects, so I am not happy with my swim."

Erin Gammel (UCSA) regained the top of the podium with a win in the 100 back. Although her winning time of 1:02.84 was off her best, Gammel is happy to be back on the team. In 1998, she swam for Canada at the Commonwealth Games in Malaysia, but failed to make the Sydney Olympics. After relocating to Calgary, Gammel has regained her confidence and is ready to move forward. "I don't know how to describe it [my feeling], I just feel on top of the world right now! That's the fastest I've been in a couple of years, I'm so happy I'm crying." Cry she did, but this time they were tears of joy. Out with the stomach flu a week before the meet started, Gammel explained that, although it did tire her out, it became a case of mind over matter. "I just went for it, and it proves if you believe in yourself, you can do it no matter what you are up against."

No matter which swimming philosophy you subscribe to, you've got to love this guy; Morgan Knabe is young, shocking, brazen, and without a doubt he's the man to beat this summer in Manchester. After breaking the Commonwealth record in the semi-finals of the men's 100 breast, Knabe made history again in the final with his commanding win and 1:00.95 swim.

After his race, Knabe explained that he has been working hard on perfecting his race plan, in particular his stroke count. In the previous night's semi, Knabe swam his first 50 in 18 strokes and second 50 in 22; on this night he brought those stroke counts down to 17 and 21. "I've been training really well in practice this year and I am definitely more consistent."

But don't be fooled by this serious turn; Knabe is still the same old Morgan. "Before my race, I was sitting on deck when I saw someone's Day Planner lying on the bench. I picked it up and started flipping through it to find out whose it was, and there were all these pre-printed quotes written on the top corners. The first one I read was from Muhammad Ali and it

summed up exactly how I was feeling: 'To be a great champion you must believe you are the best; if you're not, pretend you are.'"

Day Four

In the women's 100 fly, Jen Button swam a personal best, by a few one hundredths, of 1:00.43 en route to her victory over Audrey LaCroix (CAMO) with 1:00.74 and Jessica Deglau with 1:01.49. Button was hoping to crack the 60-second barrier, but seemed pleased with the win. "I just keep trying to get under one minute. I guess I will have to give a kick at the can another time." Although in her post-race interview Button said she felt like she was dying in her final 25, it was certainly the key to her victory as the other swimmers faded in the final metres. "The best part of my race was my start and turn, and my third 25. But overall, all that counts is being first to the wall."

Eighteen-year-old Brent Hayden (UBCD) takes top billing not only for his mohawk haircut, but also

for his one-second drop en route to victory in the 100 free. Hayden was the youngest man in the 100 free final and won in a 50.43. He is a relative newcomer to winter swimming (this is Hayden's third year after almost ten in summer club) and was ecstatic after his win. "I've never felt so alive!"

Swimming from lane two, Hayden was out behind the early leaders Matt Rose (Trent/Texas A&M) and Craig Hutchinson (TO*), but pushed into the lead in the final metres. "I prefer to be on the outside, no one is watching you out there, and I am just more relaxed when I am in an outside lane." After Hayden touched the wall, he yelled up to his parents in the stands, "I love you guys!" Later Hayden admitted he was so happy with his swim, he was crying. "I've never won a medal at Nationals, let alone gone top five." While Hutchinson and Rose faded to third and fourth, they went one-two in the 50 free on the final day, earning them both trips to the Commonwealth Games.

Sometimes the distance events are the most

exciting races of the meet, and the men's 400 IM battle was one of those times as Brian Johns (UBCD) met the automatic qualifying standard for the Commonwealth Games with his time of 4:19.49. The pool was on its feet cheering as Johns raced Chuck Sayao head to head for the entire 350, only to pull away in the final lap. Sayao's final time of 4:21.61 was off the standard, but was one of the top swims of the meet and qualified him for the Games.

Day Five

Eleven finals were contested on the fifth day, finally giving it the feel of a real competition. First up was the men's 100 fly and it went as expected, with Mike Mintenko (UBCD) in 53.06 winning in an automatic qualifying time for the Commonwealth Games. "That time is not exactly what I wanted, but it will do, I got my place on the team and that's what matters here." Mintenko was followed by Adam Sioui in 54.79 and Doug Wake in 54.88.

In her second upset of the meet, Liz Warden beat

Canadian record holder Jen Fratesi of ROW to win the 200 back. Warden earned her second automatic qualifying time by dropping almost two seconds off her best to win in 2:12.79, followed by Fratesi in 2:13.28. Fratesi was first to congratulate Warden on her fast swim, but also let everyone know she's ready to fight in Manchester. "It is great to qualify for the meet, that is the most important thing here, but I am very focused on swimming fast at the Games."

Hometown favourite Rhiannon Leier (MM) used her early speed to win the women's 100 breast, winning with a 1:09.89 over Christin Petelski, who touched in 1:10.72. Annamay Pierse (UASC) added another bronze after placing third in the 200 breast. Leier also won the 50 breast in 32.43.

In the men's 100 back, Tobias Oriwol with 56.19 and Riley Janes (ESWIM/Texas A&M) with 56.20 went one-two and both made the Commonwealth Games team. Oriwol also congratulated Janes on being a tough competitor and expressed his anticipation about going to the Games: "I am very

excited, I've heard it's a really good time!" Gord Veldman (EBSC) with 56.81 touched third, edging out Mark Versfeld (UBCD), the defending champion in the 100 and 200 back from the 1998 Commonwealth Games. Veldman's swim was good enough to make the team, while the swim for Mark Versfeld could be the final race for the World Champion medallist. Mark took a deep bow after climbing from the pool in Winnipeg, marking what could be the end of an accomplished career for one of Canada's best backstrokers. Mark has yet to commit to retirement, and only he knows when that will be.

Brian Johns won the 200 IM in 2:01.30 and was almost a second under his best time. With a self-admitted commitment to more breaststroke work, Johns could be the man to beat in Manchester. "I feel like I had a few technical problems in the 400 that I wanted to work on here [in the 200]." Johns believes it is attention to his backstroke and breaststroke that has started to pay off in terms of his improvement, and if he wants to get faster? "Overall I think I just need to work more on my breaststroke, it isn't really up to a lot of the top IM swimmers today, but I think I can get close to the two-minute barrier at the Commonwealth Games."

Day Six

In the closest race of the meet, Jessica Deglau defeated Audrey Lacroix and Jen Button for the women's 200 fly title. The three women all turned together at the 150 and it was a battle for survival coming home. Button had an edge under the flags, but finished on a long stroke, and Deglau and Lacroix were able to get to the wall ahead of her. Deglau won with 2:12.61, Lacroix was second with 2:12.73, and Button was third with 2:12.85. Deglau believes this event will only get better with such great competition. "Canada has come a long way in this event over the last few years, and it is great for women's fly."

Morgan Knabe never stopped entertaining us all week, and the final night was no exception. Knabe broke the last of Victor Davis's national records with his win in the 200 breast. His time of 2:13.29 clipped five 100ths off Davis's record, and the usually outlandish Knabe was quite reflective. "It's very special to get that record. Victor was one of my idols and to now have all the breaststroke records feels kind of weird." Knabe had spoken with Davis's father Mel earlier in the meet about this event. Unfortunately, Mr. Davis had to leave early and wasn't able to see Knabe's final race. Mr. Davis remains one of Knabe's biggest fans, as well as a tremendous supporter of Canada's young swimmers. Mr. Davis was in Winnipeg to announce the winners of this year's Victor Davis Memorial Awards, which go to young, promising, high-performance Canadian swimmers.

In the women's 400 IM, Liz Warden won her third gold of the week in 4:46.53. Although she missed the FINA cut by a few tenths, it was her best time since the 1998 Commonwealth Games. "It is a little different doing this event on the last night. I am so used to it



Canadian records for Morgan Knabe in the 100-200 breaststroke

Marco Chiesa

being on the first day, and I am a bit disappointed I didn't make the FINA time. But it's been a while since I did a best time in that event, so I am happy."

Five swimmers with a disability (SWAD) will be competing at the Commonwealth Games. In the 1994 and 1998 Games, SWAD events were exhibition. This year will mark the first time disabled and able-bodied swimmers will compete together in full medal events in a major international games. SWAD swimmers compete in thirteen classifications depending on ability, and their selection in the 50 and 100 free is calculated by ranking each swimmer's swim in relation to the world record in that event.

Philippe Gagnon (University of Sherbrooke) broke a world record in the men's 100 free for the S10 and was selected to the team, while Benoit Hout (CAMO) broke a world record in the men's 50 free for S10 and was also selected. Stephanie Dixon (TO*) took two seconds off the world record in the women's 100 free in the S9, as well as breaking the world record in the 50 free. Dixon is an Olympian and veteran competitor, but was ecstatic to make the Commonwealth Games team. "I was so nervous tonight. I am just so excited to be a part of the history of having SWAD swimmers at the Commonwealth Games."

The 50s of stroke are finally having their day—well, almost. While the IOC eliminated any chance for the 50s to be added to the Olympic Program, the rest of the world's international competitions have ploughed along with the sprint events, despite their being rejected by sport's highest power. The Commonwealth Games will have the stroke 50s this year; however, many countries are not picking the winners of these events to go to Manchester. In Canada, room was left at the end of the selection process for the possibility of selecting the 50 winner with a medal chance at the Commonwealth Games who couldn't make the team in another event.

Jennifer Carroll (MAA) had the highest point swim of the meet with her win in the 50 back, and was subsequently selected to the team. Carroll broke her own Canadian record with a 28.98 swim in the semis and 28.94 in the finals. On both occasions, she seemed pumped up after her race, giving the crowd a double flex. She also wore a cowboy hat for her interview with the CBC, saying, "That's not it; I'm going for the Commonwealth record and soon the world record." Carroll has been working on the underwater kick and has become one of the best in the world at it. In the semi finals, she was disqualified for exceeding the allowed 15 m. Her time was 1:03.47 in the prelims, solid but not spectacular.

If you compare the times from this year's Trials with the winning times from 1998, Canada might win three gold medals: Liz Warden in the 200 IM, Morgan Knabe in the 100 breast, and Brian Johns in the 400 IM. But don't forget our Olympic stars. Curtis Myden (UCSA) was provisionally selected to the team due to a back injury, but should be ready to swim fast in England, while Marianne Limpert is settling into a new training environment and looking to defend her crown in the 200 IM.

PERSONALITY: BRENT HAYDEN

CANADA'S NEWEST SPRINT HOPEFUL

Nikki Dryden

The UBC Dolphins, led by Tom Johnson in Vancouver, have had more name changes in the last decade than you can count, but the one thing they haven't had is a men's 100 freestyle champion. UBC Dolphin's 18-year-old Brent Hayden changed all that with his big win in the event at the Commonwealth Games Trials. Brent's time wasn't a Canadian record, nor does it rank in the top three in the Commonwealth, but in less than a year, Brent has dropped one second off his personal best, and if the newest BC summer-club convert is anything like his predecessor, Rick Say, then we could see some fast swimming from him this summer in Manchester.

Several years ago, Rick Say burst onto the National scene from summer-club obscurity. Within two years, he was breaking Canadian records. Brent Hayden is in his third year as a winter-club swimmer after 10 years in the BC summer-club system. Brent then spent two years with Vince Mikuska at the Chilliwack Spartans before heading off to school at UBC.

While swimming with Vince, Brent woke at 3:30 a.m. in order to drive from his home in Mission, BC, to Chilliwack for 4:45 a.m. practice. Sleeping in until after 5:00 a.m. is just one of the things that makes life different for Brent in university. "Tom's group is different from Vince's," says Brent with a grin on his face. "Vince used to get mad at me more because I would goof off at the wrong times." Of course, it could just be that Brent is getting older, or maybe not. Brent's nickname is Random, because he says he is always saying "random" stuff. He also sports a mohawk, which he shaved into his head after making the Commonwealth Team.

Then there are his eating habits. "Before practice I sometimes eat two personal pizzas and a Coke. I eat just like any regular person." Brent's idea of healthy is to change his diet going into meets and eat protein bars after workout. "I am trying, but I have trouble disciplining myself into eating healthy!"

But don't think Brent isn't a serious swimmer. This year was not only a change physically for Brent but mentally as well. "When I first arrived at UBC, it was kind of frightening because those guys are so big and intimidating. I had to really step up and not be a



18-year-old Brent Hayden 100 freestyle winner

Marco Chiesa

coward." Brent says by the time he finished altitude training in December, he was comfortable with the team. "We really united in Flagstaff, and I really felt part of the group after that camp."

Brent also overcame changes in the pool. "I started off really slowly. Tom took his time and let me develop into my training. That was until December," says Brent with a smile. "Then Tom got tired of me being lazy and made me work really hard."

"Lazy" is probably not the word that anyone around Brent uses to describe him, especially his parents, who were in Winnipeg to see him swim. Both his Mom and Dad drove from Vancouver, which doesn't seem to be an uncommon occurrence. "My Dad tries to come to watch all my meets, no matter if they are big or small." When Brent won the 100 free, the first thing he did was wave to his parents in the stands and yell out, "Hey guys, I love you!"

The next thing Brent did was tear up over his win. "I was crying. I've never won a medal, let alone come top five at Nationals. This is just awesome; there are no words to express how I am feeling, and I just hope it's not short-lived."

For someone with such spirit, it doesn't seem that it will be short-lived. And as long as Brent keeps listening to his Dad's advice, his career is just beginning. "I don't like to look at where I place, I just try to do my best. That's what my Dad always says, 'Do your best and have fun!'"

CANADIAN COMMONWEALTH TRIALS

Winnipeg, Mar 19-24 (50 M)

Italics indicates Commonwealth selection

MEN

50 METRES FREESTYLE

- 1 **23.15** *Rose Matthew, 20, TRENT*
- 2 **23.25** *Hutchison Craig, 26, TO*
- 3 23.35 Kindler Thomas, 21, CAMO
- 4 23.46 Smerdon Kyle, 22, TO
- 5 23.64 Martinovic Miki, 21, UCSA
- 6 23.65 MacDonald Simon, 22, NKB
- 7 23.77 Wilkins Paul, 20, VKSC
- 8 23.81 Laurin Ryan, 26, IS

Semi Finals

- 1 23.08 Rose Matthew, 20, TRENT
- 2 23.50 MacDonald Simon, 22, NKB
- 3 23.51 Hutchison Craig, 26, TO
- 4 23.53 Kindler Thomas, 21, CAMO
- 5 23.64 Martinovic Miki, 21, UCSA
- 6 23.68 Laurin Ryan, 26, IS
- 7 23.72 Smerdon Kyle, 22, TO
- 8 23.73 Wilkins Paul, 20, VKSC
- 9 23.74 Zochowski Thomas, 21, NYAC
- 10 23.75 Hayden Brent, 18, UBCD
- 11 23.77 Lupien Yannick, 22, CNUS
- 12 23.83 Shivers Mark, 21, ROW
- 13 23.86 Monid Daniel, 19, UNB
- 14 23.93 Miller Kurtis, 16, SCAR
- 15 24.20 Henderson Sandy, 22, TO
- 16 24.35 Tozer Graeme, 17, MM

100 METRES FREESTYLE

- 1 **50.43** *Hayden Brent, 18, UBCD*
- 2 **50.52** *Say Rick, 22, UCSA*
- 3 **50.70** *Hutchison Craig, 26, TO*
- 4 **50.87** *Rose Matthew, 20, TRENT*
- 5 51.08 Smerdon Kyle, 22, TO
- 6 51.14 Lupien Yannick, 22, CNUS
- 7 51.70 Kindler Thomas, 21, CAMO
- 8 51.82 Sioui Adam, 19, TD

Semi Finals

- 1 50.70 Say Rick, 22, UCSA
- 2 51.01 Smerdon Kyle, 22, TO
- 3 51.17 Lupien Yannick, 22, CNUS
- 4 51.21 Hutchison Craig, 26, TO
- 5 51.33 Hayden Brent, 18, UBCD
- 6 51.46 Rose Matthew, 20, TRENT
- 7 51.58 Kindler Thomas, 21, CAMO
- 8 51.59 Sioui Adam, 19, TD
- 9 51.70 Zochowski Thomas, 21, NYAC
- 10 51.88 Szaflarski Peter, 20, UOFT
- 11 51.90 Martinovic Miki, 21, UCSA
- 12 52.36 Tisdall Justin, 20, UBC
- 13 52.36 MacDonald Simon, 22, NKB
- 14 52.55 Strelzow Jason, 20, UBCD
- 15 52.66 James Riley, 21, ESWIM
- 16 53.02 Laurin Ryan, 26, IS

200 METRES FREESTYLE

- 1 **1:48.88** *Say Rick, 22, UCSA*
- 2 **1:48.96** *Johnston Mark, 22, UBCD*
- 3 **1:50.06** *Johns Brian, 19, UBCD*
- 4 **1:50.36** *Mintenko Michael, 26, UBCD*
- 5 **1:50.41** *Sioui Adam, 19, TD*
- 6 **1:51.02** *Hayden Brent, 18, UBCD*
- 7 1:52.91 Edey Brian, 22, UASC
- 8 1:56.20 Coupland Andrew, 18, GO

B Finals

- 1 1:52.78 Lupien Yannick, 22, CNUS
- 2 1:54.57 O'Connor Brent, 18, UBCD
- 3 1:54.60 Rudolf Darryl, 17, UBCD
- 4 1:54.63 Wake Doug, 25, UBCD
- 5 1:55.07 Hankewich Chad, 20, GOLD
- 6 1:56.21 Cormack Richard, 20, UCSA
- 7 1:56.68 Phillips Devin, 16, UASC
- 8 1:58.01 Tisdall Justin, 20, UBCD

400 METRES FREESTYLE

- 1 **3:52.04** *Say Rick, 22, UCSA*
- 2 **3:52.53** *Johnston Mark, 22, UBCD*
- 3 **3:53.86** *Hurd Andrew, 19, TO*
- 4 4:01.23 MacGillivray Kurtis, 18, ROW
- 5 4:02.71 Cormack Richard, 20, UCSA
- 6 4:03.15 Creel David, 21, IS
- 7 4:04.23 Couturier Andre, 20, UL
- 8 4:04.91 Coupland Andrew, 18, GO

B Finals

- 1 4:04.46 Cayen Frederic, 19, UL
- 2 4:04.63 Ballem Jarrod, 22, UCSA
- 3 4:06.04 Russell Colin, 17, BTSC
- 4 4:06.36 Phillips Devin, 16, UASC
- 5 4:06.43 Rushton Tom, 22, RAPID
- 6 4:07.54 MacDonald Elliot, 19, MANTA
- 7 4:09.36 Savo Frederic, 22, CAMO
- 8 4:18.86 Dubreuil Philippe, 20, CNUS

1500 METRES FREESTYLE

- 1 **15:45.46** *Hurd Andrew, 19, TO*
- 2 15:59.23 MacGillivray Kurtis, 18, ROW
- 3 16:00.06 O'Connor Brent, 18, UBCD
- 4 16:00.64 Cormack Richard, 20, UCSA
- 5 16:11.12 Ballem Jarrod, 22, UOFC
- 6 16:16.12 Creel David, 21, IS
- 7 16:17.03 Cowan Tim, 24, UCSA
- 8 16:28.06 Ling Scott, 20, BROCK

50 METRES BACKSTROKE

- 1 **26.37** *Oriwol Tobias, 16, ESWIM*
- 2 **26.45** *Veldman Gord, 22, EBSC*
- 3 27.00 Sawbridge Chris, 21, IS
- 4 27.05 Miller Kurtis, 16, SCAR
- 5 27.11 Versfeld Mark, 25, UBCD
- 6 27.18 Pichette Alexandre, 25, CAMO
- 7 27.72 Preston Stephen, 20, UL
- 8 27.75 Lachapelle Remi, 21, CAMO

Semi Finals

- 1 26.75 Oriwol Tobias, 16, ESWIM
- 2 26.91 Sawbridge Chris, 21, IS
- 3 26.92 Veldman Gord, 22, EBSC
- 4 26.95 Versfeld Mark, 25, UBCD
- 5 27.24 Pichette Alexandre, 25, CAMO
- 6 27.46 Miller Kurtis, 16, SCAR
- 7 27.59 Lachapelle Remi, 21, CAMO
- 8 27.60 Preston Stephen, 20, UL
- 9 27.61 Banville-A. Benoit, 19, MEGO
- 10 27.73 Ng Callum, 16, CASC
- 11 27.88 Caprara Stefano, 18, VAC
- 12 27.91 Lachapelle Christian, 20, CAMO
- 13 28.00 McMillan Bryan, 19, GMAC
- 14 28.15 Henderson Sandy, 22, TO
- 15 28.19 Atkinson Ryan, 16, LAC
- 16 28.32 Dube Ryan, 18, UASC

100 METRES BACKSTROKE

- 1 **56.19** *Oriwol Tobias, 16, ESWIM*
- 2 **56.20** *Janes Riley, 21, ESWIM*
- 3 **56.81** *Veldman Gord, 22, EBSC*
- 4 57.09 Versfeld Mark, 25, UBCD
- 5 57.22 Sawbridge Chris, 21, IS
- 6 58.54 Banville-A. Benoit, 19, MEGO
- 7 59.01 MacGregor Owen, 23, MM
- 8 1:00.23 Miller Kurtis, 16, SCAR

Semi Finals

- 1 56.09 Janes Riley, 21, ESWIM
- 2 56.74 Oriwol Tobias, 16, ESWIM
- 3 57.36 Versfeld Mark, 25, UBCD
- 4 57.55 Veldman Gord, 22, EBSC
- 5 57.58 Sawbridge Chris, 21, IS
- 6 58.66 Banville-A. Benoit, 19, MEGO
- 7 58.83 MacGregor Owen, 23, MM
- 8 58.86 Miller Kurtis, 16, SCAR
- 9 59.24 Pichette Alexandre, 25, CAMO
- 10 59.45 Castonguay Francois, 19, CAMO
- 11 59.55 Caprara Stefano, 18, VAC
- 12 59.65 Martinson Adam, 17, UCSA
- 13 59.74 Atkinson Ryan, 16, LAC
- 14 59.90 Lachapelle Christian, 20, CAMO
- 15 1:00.07 Thauvette Mark, 17, PCSC
- 16 1:00.23 Preston Stephen, 20, UL

200 METRES BACKSTROKE

- 1 **2:02.23** *Oriwol Tobias, 16, ESWIM*
- 2 **2:02.81** *Beavers Keith, 19, ROW*
- 3 **2:03.07** *Sayao Chuck, 19, TO*
- 4 2:03.09 Versfeld Mark, 25, UBCD
- 5 2:05.37 Banville-A. Benoit, 19, MEGO
- 6 2:06.31 Bauhart Roland, 21, UBCD
- 7 2:07.00 Rushton Tom, 22, RAPID
- 8 2:07.50 Johnston Mark, 22, UBCD

B Finals

- 1 2:06.53 Castonguay Francois, 19, CAMO
- 2 2:07.22 Power Michael, 21, UCSA
- 3 2:08.08 Martinson Adam, 17, UCSA
- 4 2:08.74 Coupland Andrew, 18, GO

- 5 2:08.79 Hawes Matt, 16, GO
- 6 2:09.55 Lachapelle Christian, 20, CAMO
- 7 2:09.57 Ryan Atkinson, 16, LAC
- 8 2:11.16 Frederic Savo, 22, CAMO

50 METRES BREASTSTROKE

- 1 **28.36** *Knabe Morgan, 20, UCSA*
- 2 29.14 Brekke Trevor, 24, LASC
- 3 29.26 Dickens Scott, 17, BRANT
- 4 29.58 Mori Brad, 24, UOFL
- 5 29.61 Thomsen Chad, 19, UASC
- 6 29.83 Boulianne Michel, 23, CAMO
- 7 30.17 Russell Patrick, 18, ROC
- 8 30.19 Lennox-King Peter, 23, NYAC

Semi Finals

- 1 28.55 Knabe Morgan, 20, UCSA
- 2 29.46 Brekke Trevor, 24, LASC
- 3 29.59 Mori Brad, 24, UOFL
- 4 29.60 Thomsen Chad, 19, UASC
- 5 29.68 Dickens Scott, 17, BRANT
- 6 29.97 Lennox-King Peter, 23, NYAC
- 7 30.04 Russell Patrick, 18, ROC
- 8 30.05 Boulianne Michel, 23, CAMO
- 9 30.05 Stewart Chris, 24, ACNSC
- 10 30.21 Brown Michael, 17, PERTH
- 11 30.32 Delaney Clayton, 21, ROW
- 12 30.35 Huang Matthew, 24, UBCD
- 13 30.51 Wylie Michael, 27, UBCD
- 14 30.60 Parker Nathan, 18, ROD
- 15 30.61 Boucher Roger, 21, GOLD
- 16 30.67 Fillon Guillaume, 22, CNCB

100 METRES BREASTSTROKE

- 1 **1:00.95** *Knabe Morgan, 20, UCSA*
- 2 **1:03.17** *Brown Michael, 17, PERTH*
- 3 **1:03.19** *Stamhuis John, 23, IS*
- 4 1:03.93 Thomsen Chad, 19, UASC
- 5 1:04.08 Brekke Trevor, 24, LASC
- 6 1:04.15 Dickens Scott, 17, BRANT
- 7 1:04.29 Lennox-King Peter, 23, NYAC
- 8 1:04.86 Delaney Clayton, 21, ROW

Semi Finals

- 1 1:01.22 Knabe Morgan, 20, UCSA
- 2 1:03.43 Brown Michael, 17, PERTH
- 3 1:03.99 Stamhuis John, 23, IS
- 4 1:04.06 Lennox-King Peter, 23, NYAC
- 5 1:04.41 Thomsen Chad, 19, UASC
- 6 1:04.46 Delaney Clayton, 21, ROW
- 7 1:04.48 Dickens Scott, 17, BRANT
- 8 1:04.56 Brekke Trevor, 24, LASC
- 9 1:04.69 Boulianne Michel, 23, CAMO
- 10 1:04.90 Huang Matthew, 24, UBCD
- 11 1:06.19 Mori Brad, 24, UOFL
- 12 1:06.39 Graham Nick, 20, EAST
- 13 1:06.54 Wylie Michael, 24, UBCD
- 14 1:07.30 Stewart Chris, 24, ACNSC
- 15 1:07.32 Boucher Roger, 21, GOLD
- 16 1:08.20 Hamilton Ken, 19, IS

200 METRES BREASTSTROKE

- 1 **2:13.29** *Knabe Morgan, 20, UCSA*
- 2 **2:15.83** *Brown Michael, 17, PERTH*
- 3 **2:16.33** *Stamhuis John, 23, IS*
- 4 2:19.07 Boulianne Michel, 23, CAMO
- 5 2:19.51 Delaney Clayton, 21, ROW

MEN'S RATING SUMMARY

1)	991	1:00.95	100 breast	Morgan Knabe, UCSA
2)	980	2:01.30	200 IM	Brian Johns, UBCD
3)	977	53.06	100 fly	Michael Mintenko, UBCD
4)	963	1:48.88	200 free	Rick Say, UCSA
5)	962	1:48.96	200 free	Mark Johnston, UBCD
6)	954	4:21.61	400 IM	Chuck Sayao, TO
7)	948	56.20	100 back	Riley Janes, ESWIM
8)	948	56.19	100 back	Tobias Oriwol, ESWIM
9)	946	2:15.83	200 breast	Michael Brown, PERTH
10)	942	1:50.41	200 free	Adam Sioui, TD
11)	940	2:16.33	200 breast	John Stamhuis, IS
12)	939	50.43	100 free	Brent Hayden, UBCD
13)	938	24.62	50 fly	Thomas Kindler, CAMO
14)	938	3:53.86	400 free	Andrew Hurd, TO
15)	934	26.45	50 back	Gord Veldman, EBSC
16)	932	2:02.81	200 back	Keith Beavers, ROW
17)	931	50.70	100 free	Craig Hutchison, TO
18)	929	2:03.09	200 back	Mark Versfeld, UBCD
19)	928	54.88	100 fly	Doug Wake, UBCD
20)	926	50.87	100 free	Matthew Rose, TRENT



Michael Brown, PERTH

Marco Chiesa

- 6 2:21.69 Thomsen Chad, 19, UASC
- 7 2:22.61 Huang Matthew, 17, UBCD
- 8 2:22.79 Nelson Chris, 22, UASC

B Finals

- 1 2:20.17 Dickens Scott, 17, BRANT
- 2 2:22.95 Parker Nathan, 18, ROD
- 3 2:24.11 Wylie Michael, 24, UBCD
- 4 2:25.19 Hamilton Ken, 19, IS
- 5 2:27.77 Monaco Marco, 15, OAK
- 6 2:28.63 Boulanger Alex, 20, CAMO
- 7 2:29.00 South Thomas, 18, UCSA
- 8 2:30.40 Fillon Guillaume, 22, CNCB

50 METRES BUTTERFLY

- 1 **24.39** *Mintenko Michael, 26, UBCD*
- 2 24.62 Kindler Thomas, 21, CAMO
- 3 25.01 Langlais Jean-F., 22, UL
- 4 25.32 Ballem Josh, 24, UCSA
- 5 25.41 Martinovic Miki, 21, UCSA
- 6 25.66 Preston Stephen, 20, UL
- 7 25.70 Vanderkam Bradley, 18, LAC
- 8 25.76 Razeau Chris, 22, MM

Semi Finals

- 1 24.64 Kindler Thomas, 21, CAMO
- 2 24.89 Mintenko Michael, 26, UBCD
- 3 25.07 Langlais Jean-F., 22, UL
- 4 25.08 Martinovic Miki, 21, UCSA
- 5 25.61 Ballem Josh, 24, UCSA

- 6 25.72 Vanderkam Bradley, 18, LAC
- 7 25.74 Preston Stephen, 20, UL
- 8 25.78 Razeau Chris, 22, MM
- 9 25.80 Bartoch Joe, 19, LAC

B Finals

- 10 25.86 Bourdages Dominique, 20, CNDR
- 11 25.91 Henderson Sandy, 22, TO
- 12 25.92 Hankewich Chad, 20, GOLD
- 13 25.93 Jacks Jesse, 19, IS
- 14 25.93 Shivers Mark, 21, ROW
- 15 25.95 MacLeod Ian, 18, ESWIM
- 16 26.22 Pelechtyk Jan, 21, ROD

100 METRES BUTTERFLY

- 1 **53.06** *Mintenko Michael, 26, UBCD*
- 2 **54.79** *Sioui Adam, 19, TD*
- 3 **54.88** *Wake Doug, 25, UBCD*
- 4 55.17 Bartoch Joe, 19, LAC
- 5 55.19 Langlais Jean-F., 22, UL
- 6 55.79 Pelechtyk Jan, 21, ROD
- 7 56.10 Ballem Josh, 24, UCSA
- 8 56.36 Hankewich Chad, 20, GOLD

Semi Finals

- 1 52.88 Mintenko Michael, 26, UBCD
- 2 54.97 Bartoch Joe, 19, LAC
- 3 55.19 Wake Doug, 25, UBCD
- 4 55.28 Langlais Jean-F., 22, UL
- 5 55.62 Sioui Adam, 19, TD
- 6 55.93 Ballem Josh, 24, UCSA
- 7 56.04 Pelechtyk Jan, 21, ROD
- 8 56.09 Hankewich Chad, 20, GOLD
- 9 56.22 Vanderkam Bradley, 18, LAC
- 10 56.28 Rudolf Darryl, 17, UBCD
- 11 56.29 Jacks Jesse, 19, IS
- 12 56.54 Henderson Sandy, 22, TO
- 13 56.80 Poulin Sebastien, 22, CAMO
- 14 57.02 Schjott Jonathan, 20, UCSA
- 15 57.18 MacDonald Simon, 22, NKB
- 16 57.85 Jellie Evan, 18, ROW

200 METRES BUTTERFLY

- 1 **2:00.58** *Sioui Adam, 19, TD*
- 2 2:02.06 Murray Chad, 20, UCSA
- 3 **2:02.28** *Wake Doug, 25, UBCD*
- 4 2:02.89 Pelechtyk Jan, 21, ROD
- 5 2:04.42 Schjott Jonathan, 20, UCSA
- 6 2:04.61 Poulin Sebastien, 22, UDEM
- 7 2:04.82 MacLeod Ian, 18, ESWIM
- 8 2:05.26 Jacks Jesse, 19, IS

B Finals

- 1 2:04.97 Rudolf Darryl, 17, UBCD
- 2 2:06.48 Cowan Tim, 24, UCSA
- 3 2:06.58 Medaglia Steven, 17, NKB
- 4 2:06.76 Rose David, 20, ROW
- 5 2:07.15 Tremblay Michel, 20, CAMO
- 6 2:07.60 Dragunas Andrew, 20, PCSC
- 7 2:09.10 Lavoie Malcolm, 16, UASC
- 8 2:09.18 O'Connor Brent, 18, UBCD

200 METRES IND. MEDLEY
1 2:01.30 **Johns Brian, 19, UB**
2 2:04.72 **Orivoli Tobias, 16, ES**
3 2:05.86 Beavers Keith, 19, ROW
4 2:06.85 Castongy Francois, 19, CAMO
5 2:06.94 Nelson Chris, 22, UASC
6 2:07.50 Sayao Chuck, 19, TO
7 2:09.32 Murray Chad, 20, UC
8 2:11.75 Medaglia Steven, 17, NKB
preselected **Curtis Myden, UC**

B Finals
1 2:08.41 Rose David, 20, ROW
2 2:10.52 Tozer Graeme, 17, MM
3 2:10.68 Coupland Andrew, 18, GO
4 2:10.77 Hyder Cameron, 19, UC
5 2:12.81 White Andy, 19, GO
6 2:13.67 Tremblay Michel, 20, CAMO
7 2:14.04 Parker Nathan, 18, ROD
8 2:14.22 Hudon Francois, 20, REG

400 METRES IND. MEDLEY
1 4:19.49 **Johns Brian, 19, UB**
2 4:21.61 **Sayao Chuck, 19, TO**
3 4:27.83 **Beavers Keith, 19, ROW**
4 4:30.91 Murray Chad, 20, UC
5 4:30.93 Nelson Chris, 22, UASC
6 4:33.43 Rose David, 20, ROW
7 4:34.93 Rushton Tom, 22, RAPID
8 4:38.27 MacDonald Elliot, 19, MANTA

B Finals
1 4:36.56 Medaglia Steven, 17, NKB
2 4:37.61 Coupland Andrew, 18, GO
3 4:38.38 Hyder Cameron, 19, UC
4 4:41.04 Tremblay Michel, 20, CAMO
5 4:42.74 Lavoie Malcolm, 16, UASC
6 4:47.17 Partyka Marcin, 19, PG
7 4:47.26 Boulanger Alex, 20, CAMO
8 4:49.35 Monaco Marco, 15, OAK

WOMEN
50 METRES FREESTYLE
1 26.06 **Nicholls Laura, 23, ROW**
2 26.15 **Pomeroy Laura, 18, TO**
3 26.38 **Gresdal Jenna, 17, ES**
4 26.61 Porenta Jennifer, 16, TO
5 26.89 Limpert Marianne, 29, CAMO
6 26.95 Poon Victoria, 17, CAMO
7 27.02 Beckberger Jennifer, 16, AAC
8 27.17 Kardash Erin, 16, MM

Semi Finals
1 26.18 Nicholls Laura, 23, ROW
2 26.19 Gresdal Jenna, 17, ES
3 26.28 Pomeroy Laura, 18, TO
4 26.51 Porenta Jennifer, 16, TO
5 26.86 Limpert Marianne, 29, CAMO
6 26.87 Beckberger Jennifer, 16, AAC
7 26.94 Poon Victoria, 17, CAMO
8 27.00 Kardash Erin, 16, MM
9 27.09 Rolland Nadine, 27, MAA
10 27.10 Lydall Anna, 22, UB

11 27.15 Lischinsky Michelle, 27, MM
12 27.18 Dykes Amber, 18, HYACK
13 27.19 Carroll Jennifer, 20, MAA
14 27.25 Grant Laura, 17, UC
15 27.26 Tardif Julie, 24, CAMO
16 27.42 Menard Marielle, 21, UL

100 METRES FREESTYLE
1 56.52 **Nicholls Laura, 23, ROW**
2 57.04 **Gresdal Jenna, 17, ES**
3 57.36 **Pomeroy Laura, 18, TO**
4 57.41 **Simard Sophie, 23, UL**
5 57.53 **Limpert Marianne, 29, CAMO**
6 57.58 Porenta Jennifer, 16, TO
7 58.09 Kardash Erin, 16, MM
8 58.46 Collins Elizabeth, 19, ROD

Semi Finals
1 57.10 Nicholls Laura, 23, ROW
2 57.17 Simard Sophie, 23, UL
3 57.55 Gresdal Jenna, 17, ES
4 57.98 Limpert Marianne, 29, CAMO
5 58.00 Porenta Jennifer, 16, TO
6 58.00 Pomeroy Laura, 18, TO
7 58.28 Kardash Erin, 16, MM
8 58.33 Collins Elizabeth, 19, ROD
9 58.44 De Blois Marieve, 18, CAMO
10 58.54 Lacroix Audrey, 18, CAMO
11 58.66 Beckberger Jennifer, 16, AAC
12 58.68 Grant Laura, 18, UC
13 58.88 Elliott Iris, 19, KBM
14 58.93 Charron-W. Chanell, 17, UL

15 59.09 Lydall Anna, 22, UB
16 59.31 Rolland Nadine, 27, MAA
200 METRES FREESTYLE
1 2:00.64 **Deglau Jessica, 21, UB**
2 2:00.89 **Simard Sophie, 23, UL**
3 2:02.26 **Button Jennifer, 24, ROW**
4 2:02.55 **Nicholls Laura, 23, ROW**
5 2:03.72 Collins Elizabeth, 19, ROD
6 2:04.86 Stefanyshyn Deanna, 17, PDSA
7 2:05.55 Charron-W. Chanell, 17, UL
8 2:05.98 Bouchard Melanie, 19, CNB

B Finals
1 2:05.57 Gresdal Jenna, 17, ES
2 2:05.62 Stutzel Karley, 20, IS
3 2:06.56 Lacroix Audrey, 18, CAMO
4 2:06.88 Hackett Shannon, 15, UB
5 2:07.08 Quirk Sienna, 19, UNB
6 2:07.57 McNeill Carolyn, 18, NEW
7 2:07.97 MacAlpine Angela, 24, UB
8 2:08.10 Brown Meghan, 18, UB

400 METRES FREESTYLE
1 4:13.81 **Deglau Jessica, 21, UB**
2 4:18.70 **Simard Sophie, 23, UL**
3 4:18.93 Gravelle Julie, 22, TO
4 4:20.00 Bell Danielle, 18, IS
5 4:22.28 Stefanyshyn Deanna, 17, PDSA
6 4:23.07 Stutzel Karley, 20, IS
7 4:24.26 Lacoste Nathalie, 16, TO
8 4:28.35 Siuda Kathy, 16, ROW

B Finals
1 4:21.09 Hackett Shannon, 15, UB
2 4:27.57 McNeill Carolyn, 18, NEW
3 4:29.45 Doody Hayley, 16, UC
4 4:29.60 Haley Bevan, 14, WTSC
5 4:29.70 Charron-W. Chanell, 17, UL
6 4:30.83 Quirk Sienna, 19, UNB
7 4:35.03 Brown Meghan, 18, UB
8 4:36.34 Telfer Katherine, 17, ES

800 METRES FREESTYLE
1 8:53.82 **Bell Danielle, 18, IS**
2 8:57.65 Stutzel Karley, 20, IS
3 8:58.65 Lencoe Taryn, 16, UB
4 9:00.27 Gravelle Julie, 22, TO
5 9:05.84 Haley Bevan, 14, WTSC
6 9:07.54 Lacoste Nathalie, 16, TO
7 9:08.60 Reimer Brittany, 14, SKSC
8 9:08.63 Dudar Elyse, 15, TO

50 METRES BACKSTROKE
1 28.94 **Carroll Jennifer, 20, MAA**
2 29.50 **Lischinsky Michelle, 27, MM**
3 29.74 **Gammel Erin, 22, UC**
4 30.45 Kubas Hania, 16, UASC
5 30.63 Wycliffe Elizabeth, 18, EBSC
6 30.66 Meredith Caitlin, 18, KCS
7 30.81 Menard Marielle, 21, UL
8 31.06 Bartlett Melissa, 15, CYP

Semi Finals
1 28.98 Carroll Jennifer, 20, MAA
2 29.64 Lischinsky Michelle, 27, MM
3 30.05 Gammel Erin, 22, UC
4 30.28 Meredith Caitlin, 18, KCS
5 30.60 Menard Marielle, 21, UL
6 30.60 Bartlett Melissa, 15, CYP
7 30.64 Wycliffe Elizabeth, 18, EBSC
8 30.70 Kubas Hania, 16, UASC
9 31.00 Bradshaw Jessie, 17, UC
10 31.02 Gillespie Amanda, 17, NKB
11 31.04 Wright Julia, 20, UC
12 31.22 Buckland Brooke, 12, WTSC
14 31.31 Beaulieu Randi, 16, TO
15 31.53 Gillespie Emily, 14, PERTH
16 31.76 Smith Katie, 15, COBRA-TO

100 METRES BACKSTROKE
1 1:02.84 **Gammel Erin, 22, UC**
2 1:03.07 **Stefanyshyn Kelly, 19, UB**
3 1:03.30 **Lischinsky Michelle, 27, MM**
4 1:03.74 Fratesi Jennifer, 17, ROW
5 1:04.40 Meredith Caitlin, 18, KCS
6 1:04.76 Bradshaw Jessie, 17, UC
7 1:05.06 Wycliffe Elizabeth, 18, EBSC
8 1:05.57 Kubas Hania, 16, UASC

Semi Finals
1 1:03.41 Gammel Erin, 22, UC
2 1:03.44 Lischinsky Michelle, 27, MM
3 1:03.54 Stefanyshyn Kelly, 19, UB
4 1:03.84 Fratesi Jennifer, 17, ROW
5 1:04.27 Meredith Caitlin, 18, KCS
6 1:04.31 Kubas Hania, 16, UASC

7 1:04.67 Bradshaw Jessie, 17, UC
8 1:04.87 Wycliffe Elizabeth, 18, EBSC
9 1:05.12 Gillespie Amanda, 17, NKB
10 1:05.91 Bouchard Melanie, 19, CNB
11 1:05.98 Wright Julia, 20, UC
12 1:06.14 Bartlett Melissa, 15, CYP
13 1:06.46 Beaulieu Randi, 16, TO
14 1:06.52 Smith Katie, 15, COBRA-TO
15 1:07.63 Kardash Erin, 16, MM
disq Carroll Jennifer, 20, MAA

200 METRES BACKSTROKE
1 2:12.79 **Warden Elizabeth, 24, TO**
2 2:13.28 **Fratesi Jennifer, 17, ROW**
3 2:15.65 **Wycliffe Elizabeth, 18, EBSC**
4 2:16.28 Stefanyshyn Kelly, 19, UB
5 2:18.24 Gammel Erin, 22, UC
6 2:19.08 Bouchard Melanie, 19, CNB
7 2:19.83 Meredith Caitlin, 18, KCS
8 2:22.47 Barbe Stephanie, 19, UL

B Finals
1 2:19.57 Gillespie Amanda, 17, NKB
2 2:22.42 Cooper Jennifer, 19, LAC
3 2:22.65 Wise Laura, 15, COBRA-TO
4 2:22.84 Wright Julia, 20, UC
5 2:23.12 Bayliss Lynette, 16, UC
6 2:24.35 Schmuck Anne, 14, PSW
7 2:24.74 McIlroy Kristin, 15, TO
8 2:25.18 Bartlett Melissa, 15, CYP

50 METRES BREASTSTROKE
1 32.43 **Leier Rhiannon, 25, MM**
2 33.04 Wagner Tamara, 16, ROW
3 33.47 Spooner Emma, 19, UC
4 33.50 Blackburn Lisa, 30, ROW
5 33.62 van Oosten Lauren, 23, UC
6 33.79 Hober Renee, 17, ROW
7 34.32 Piers Annamay, 18, UASC
8 43.43 Zvijerac Mila, 16, HYACK

Semi Finals
1 32.35 Leier Rhiannon, 25, MM
2 33.09 Petelski Christin, 24, IS
3 33.12 Wagner Tamara, 16, ROW
4 33.37 Spooner Emma, 19, UC
5 33.50 Hober Renee, 17, ROW
6 33.64 Blackburn Lisa, 30, ROW
7 33.76 van Oosten Lauren, 23, UC
8 34.06 Zvijerac Mila, 16, HYACK
9 34.11 Piers Annamay, 18, UASC
10 34.21 Edgecumbe Marcy, 18, UASC
11 34.26 Gault Sarah, 16, DDO
12 34.37 Dubois Josee, 24, IS
13 34.47 Beckberger Jennifer, 16, AAC
14 34.53 Stoodly Kathleen, 19, SFU
15 34.82 Laprade Michelle, 21, CAMO
16 35.03 Hirsch Kimberley, 16, STSC

100 METRES BREASTSTROKE
1 1:09.89 **Leier Rhiannon, 25, MM**
2 1:10.72 **Petelski Christin, 24, IS**

3 1:11.43 **Piers Annamay, 18, UASC**
4 1:11.83 Wagner Tamara, 16, ROW
5 1:12.29 Blackburn Lisa, 30, ROW
6 1:12.32 van Oosten Lauren, 23, UC
7 1:12.35 Spooner Emma, 19, UC
8 1:12.68 Hober Renee, 17, ROW
Semi Finals
1 1:10.01 Leier Rhiannon, 25, MM
2 1:10.87 Petelski Christin, 24, IS
3 1:11.74 Blackburn Lisa, 30, ROW
4 1:11.83 Piers Annamay, 18, UASC
5 1:12.55 Wagner Tamara, 16, ROW
6 1:12.58 Hober Renee, 17, ROW
7 1:12.82 Spooner Emma, 19, UC
8 1:13.38 van Oosten Lauren, 23, UC
9 1:13.73 Edgecumbe Marcy, 18, UASC
10 1:13.85 Stoodly Kathleen, 19, UB
11 1:14.10 Cameron Kristy, 20, UC
12 1:14.99 Hirsch Kimberley, 16, STSC
13 1:15.15 Zvijerac Mila, 16, HYACK
14 1:15.34 Dubois Josee, 24, IS
15 1:15.54 Gault Sarah, 16, DDO
16 1:15.92 De Blois Marieve, 18, CAMO

200 METRES BREASTSTROKE
1 2:29.87 **Petelski Christin, 24, IS**
2 2:32.68 **Leier Rhiannon, 25, MM**
3 2:32.91 **Piers Annamay, 18, UASC**
4 2:34.55 van Oosten Lauren, 23, UC
5 2:37.82 Durand Dena, 21, UC
6 2:37.86 Dubois Josee, 24, IS
7 2:38.06 Mange Michelle, 15, UB
8 2:38.66 Spooner Emma, 19, UC

B Finals
1 2:37.91 Cameron Kristy, 20, UC
2 2:39.90 Edgecumbe Marcy, 18, UASC
3 2:40.70 Wagner Tamara, 16, ROW
4 2:41.93 Dack Genevieve, 16, TBT
5 2:42.48 Sinclair Meagan, 17, UC
6 2:44.24 Coombs Jennifer, 18, ROW
7 2:44.29 Easey Kathryn, 18, PCS
8 2:45.92 Stoodly Kathleen, 19, UB

50 METRES BUTTERFLY
1 27.87 Rolland Nadine, 27, CAMO
2 28.49 Armstrong Darcie, 17, TAT
3 28.53 Porenta Jennifer, 16, TO
4 28.68 Menard Marielle, 21, UL
5 28.80 Hughes Stephanie, 23, ACNSC
6 28.88 Kuhn Stephanie, 16, TMSC
7 28.99 Collins Elizabeth, 19, ROD
8 29.11 Doody Hayley, 16, CAMO

Semi Finals
1 27.86 Rolland Nadine, 27, MAA
2 28.77 Menard Marielle, 21, UL
3 28.59 Collins Elizabeth, 19, ROD
4 28.63 Porenta Jennifer, 16, TO
5 28.72 Hughes Stephanie, 23, ACNSC
6 28.86 Kuhn Stephanie, 16, TMSC

7 29.03 Doody Hayley, 16, UC
8 29.07 Armstrong Darcie, 17, TAT
9 29.09 Vincent Tiffany, 16, BRANT
10 29.20 Saumur Genevieve, 14, CAMO
11 29.37 Demchuk Meghan, 18, ROD
12 29.37 Vangoudeover Elsa, 16, NC
13 29.41 Tcholkayan Valerie, 17, DDO
14 29.41 O'Kelly Orlagh, 16, UC
15 29.78 Gillespie Amanda, 17, NKB
16 29.81 Grant Laura, 18, UC

100 METRES BUTTERFLY
1 1:00.43 **Button Jennifer, 24, ROW**
2 1:00.74 **Lacroix Audrey, 18, CAMO**
3 1:01.49 **Deglau Jessica, 21, UB**
4 1:02.19 Hughes Stephanie, 23, ACNSC
5 1:02.79 Collins Elizabeth, 19, ROD
6 1:02.82 Hubley Melissa, 20, EAST
7 1:03.44 Gajos Nancy, 17, ES
8 1:04.17 Guay-Racine Julia, 16, CAMO

Semi Finals
1 1:00.91 Button Jennifer, 24, ROW
2 1:01.27 Lacroix Audrey, 18, CAMO
3 1:02.33 Deglau Jessica, 21, UB
4 1:02.56 Hughes Stephanie, 23, ACNSC
5 1:02.75 Hubley Melissa, 20, EAST
6 1:02.90 Collins Elizabeth, 19, ROD
7 1:03.56 Gajos Nancy, 17, ES
8 1:03.72 Guay-Racine Julia, 16, CAMO
9 1:03.95 Laflamme Melissa, 19, UL
10 1:04.04 Bernier Joan, 18, CNB
11 1:04.29 Doody Hayley, 16, UC
12 1:04.43 Gillespie Amanda, 17, NKB
13 1:04.69 Anstey Kristin, 17, STSC
14 1:05.06 O'Kelly Orlagh, 16, UC
15 1:05.44 Airoubaie Sara, 20, MM
16 1:05.62 Kuhn Stephanie, 16, TMSC

200 METRES BUTTERFLY
1 2:12.61 **Deglau Jessica, 21, UB**
2 2:12.73 **Lacroix Audrey, 18, CAMO**
3 2:12.85 **Button Jennifer, 24, ROW**
4 2:15.51 Hughes Stephanie, 23, ACNSC
5 2:16.27 Gravelle Julie, 22, TO
6 2:19.81 Bernier Joan, 17, CNB
7 2:24.55 Hubley Melissa, 20, EAST
8 3:41.82 Gajos Nancy, 17, ES

B Finals
1 2:22.09 McNeill Carolyn, 18, NEW
2 2:22.18 Gillespie Amanda, 17, NKB
3 2:22.42 O'Kelly Orlagh, 16, UC
4 2:22.55 Stefanyshyn Deanna, 17, PDSA
5 2:23.37 Guay-Racine Julia, 16, CAMO
6 2:23.67 Airoubaie Sara, 20, MM
7 2:24.40 Gudgeon Danielle, 18, NYAC
8 2:25.78 Dudar Elyse, 15, TO

200 METRES IND. MEDLEY
1 2:15.18 **Warden Elizabeth, 24, TO**
2 2:16.14 **Cameron Kristy, 20, UC**
3 2:17.25 **Limpert Marianne, 29, CAMO**
4 2:18.82 Landry Michelle, 17, UB
5 2:18.87 Fratesi Jennifer, 17, ROW
6 2:19.34 Doody Kelly, 22, UB
7 2:20.36 Durand Dena, 21, UC
8 2:20.98 De Blois Marieve, 18, CAMO

B Finals
1 2:17.04 Le Paranthoen Anne S., 25, FRA
2 2:22.10 Bradley Kristen, 18, NEW
3 2:22.32 Laflamme Melissa, 19, UL
4 2:22.78 Timmons Kelly, 15, OSC-UA
5 2:23.08 Burgoyne Carrie, 20, UC
6 2:25.00 Gillespie Amanda, 17, NKB
7 2:25.12 Siuda Kathy, 16, ROW
8 2:25.50 Schmuck Anne, 14, PSW

400 METRES IND. MEDLEY
1 4:46.53 **Warden Elizabeth, 24, TO**
2 4:53.27 **Durand Dena, 21, UC**
3 4:54.30 Burgoyne Carrie, 20, UC
4 4:56.23 Landry Michelle, 17, UB
5 4:57.38 Doody Kelly, 22, UB
6 4:59.52 Bradley Kristen, 18, NEW
7 5:01.89 Coombs Jennifer, 18, TO
8 5:02.25 Laflamme Melissa, 19, UL

B Finals
1 5:04.08 Dykes Amber, 18, HYACK
2 5:05.18 Bryon Marcia, 18, UC
3 5:05.71 Timmons Kelly, 15, OSC-UA
4 5:07.78 Osterer Elizabeth, 16, NKB
5 5:07.84 Schaab Leah, 18, UC
6 5:08.38 Mange Michelle, 15, UB
7 5:08.89 Norton Thea, 15, UASC
8 5:13.01 Doody Hayley, 16, UC

1)	973	28.94	50 back	Jennifer Carroll, MAA
2)	960	2:00.64	200 free	Jessica Deglau, UB
3)	958	2:15.18	200 IM	Elizabeth Warden, TO
4)	957	2:00.89	200 free	Sophie Simard, UL
5)	948	2:16.14	200 IM	Kristy Cameron, UC
6)	946	2:13.28	200 back	Jennifer Fratesi, ROW
7)	945	1:09.89	100 breast	Rhiannon Leier, MM
8)	945	29.50	50 back	Michelle Lischinsky, MM
9)	944	2:29.87	200 breast	Christin Petelski, IS
10)	942	1:02.84	100 back	Erin Gammel, UC
11)	940	2:02.26	200 free	Jennifer Button, ROW
12)	939	56.52	100 free	Laura Nicholls, ROW
13)	936	1:03.07	100 back	Kelly Stefanyshyn, UB
14)	936	2:17.25	200 IM	Marianne Limpert, CAMO
15)	932	2:12.73	200 fly	Audrey Lacroix, CAMO
16)	925	57.04	100 free	Jenna Gresdal, ES
17)	923	4:18.93	400 free	Julie Gravelle, TO
18)	922	2:03.72	200 free	Elizabeth Collins, ROD
19)	920	2:15.65	200 back	Elizabeth Wycliffe, EB
20)	919	2:18.82	200 IM	Michelle Landry, UB
21)	917	4:20.00	400 free	Danielle Bell, IS
22)	916	57.36	100 free	Laura Pomeroy, TO
23)	914	2:32.91	200 breast	Annamay Piers, UASC
26)	910	4:53.27	400 IM	Dena Durand, UC

Nikki Dryden

Only Maggie Bowen was able to win individual events for Auburn, but it didn't matter. While Georgia, Stanford, and Cal Berkeley were responsible for the majority of the 12 NCAA Championship and 11 American records that were broken, it was Auburn who came home with the most important hardware of all: after years of watching the men's team win, the Auburn women's team finally won a national title.

The NCAA Championships is an exhausting, exciting, and intense competition that highlights the best college swimmers in the world. The format of the meet is the same every year, starting with a sprint relay to get everyone jumping, then ending with another relay that often determines who wins the national title. All this makes for a very exciting three-day meet, and this year was no exception.

The meet began with Georgia breaking the American record in the 4x50 free relay and ended with Auburn breaking the American record in the 4x100 free relay. Natalie Coughlin of Cal Berkeley (the reigning World Champion in the 100-metre back) won three individual events at the meet and was the high point winner over Maggie Bowen (the reigning World Champion in the 400 IM), who won two events.

In the 4x100 medley relay, Natalie Coughlin swam backstroke and broke her own American record in 50.57. The next day, she broke her record again with a 49.97 en route to victory in the 100 back. That same day, she added a win and an American record in the 100 fly with a 50.01. On the final night, she smashed her former American record in the 200 back by almost a second and a half, winning in 1:49.52. She topped it all off with an American record on the opening leg of the 4x100 free relay.

Maggie Bowen smashed her old American record in the 200 IM, finishing in a time of 1:53.91, knocking a second and a half off her previous record. She also won the 400 IM and placed second in the 100 breast.

Georgia swimmer Maritza Correia broke Amy Van Dyken's 1994 record by 8/100ths in the 50 free and Jenny Thompson's 1992 record by 5/100ths in the 100 free.

Auburn head coach David Marsh was named Women's Coach of the Year for the second consecutive year. It was his fifth award, as he was also named Men's Coach of the Year after the 1994, 1997, and 1999 men's NAAs. "Having a finalist in every championship final but the 200 breast is a great statement. Our goal has always been to win NAAs and I am so glad that it has paid off. It takes so many things for it all to come together and the overall support of everyone in the program has been amazing."

NEWFOUND LOVE OF SOMETIMES-INSANE HARD WORK PAYS OFF

Nikki Dryden

Hours after being named to the Canadian Commonwealth Games Team, 17-year-old Adam Sioui (Trenton Dolphins) flew from Winnipeg to Athens, Georgia, to join his college teammates from the University of Florida to compete at the men's NCAA Championships. Adam picked up a gold and silver in Winnipeg in the 200 and 100 fly, but his fifth-place finish in the 200 free did little to foreshadow his big win days later.

While Adam's freestyle is certainly improving this year, and he was able to win the 200-yard free at the Southeast Conference Championships in February, his win in the same event against the best American college swimmers is quite a surprise. "I'm kind of on a roll right now," said Adam after his race in Athens. "All year the training has been tough, but it's definitely been worth it. It's good to see some top times here."

The last Florida Gator to win a NCAA title in the 200-yard free was Mike Heath in 1984, the same year the Florida men's team won its last national team championship, and the same year Heath won an Olympic gold in Los Angeles. It has also been about that long since a Canadian man won an NCAA title.* "It was definitely an outstanding performance by Adam," said his coach at Florida, Gregg Troy. "Coming off of Commonwealth Games Trials, he was just outstanding. He swam a technically perfect race for a freshman."

Adam won the 200-yard free in a time of 1:34.67, smashing by almost two seconds the pool record held by US Olympic relay gold medallist Scott Tucker. He also beat out two sophomores, Dan Ketchum of Michigan and Klete Keller of USC, for the win. Keller is an Olympic and World Championship bronze medallist as well as the defending NCAA champ and most recently the new short-course World Champion in the 200-metre free.

Although he's beating champions now, two years ago, Adam placed second in the 200 fly at the 2000 Olympic Trials and failed to make the team. In Winnipeg, his winning time in the 200 fly has yet to improve. While he thinks his fly has hit a plateau (Adam has swum eight 200s around the two-minute barrier), Adam's freestyle has made huge improvements this year, evidence he is getting faster and stronger. Both his 100 and 200 frees at the Commonwealth Games Trials were best times, placing him eighth and fifth respectively. Adam's 200 free was over a two-second drop in six months and, coupled with his huge win at NAAs, it

gives him a fair shot at the 4x200 relay in addition to his specialties, the 100 and 200 fly.

While Adam headed down south this year as a flyer, his coach at home, Kevin Anderson, told his new coach Gregg Troy to not forget about Adam's freestyle. That shared emphasis on free and fly, coupled with a lot more racing, has helped Adam build more confidence and speed. "When I decided to go to school in the US, Kevin and I sat down and looked at the pros and cons of several schools. Kevin thought Florida was the best choice for me. I have been with him for seven years, so he knows me better than anyone and I trust him. It turned out to be a great decision."

It certainly did. Not only has Adam seen big improvements in his first year at Florida, but his coach won NCAA Swimming Coach of the Year honours after leading the team to fourth place at NAAs. "It's definitely a nice honour, but I share it with my assistant coaches," said Troy. "I think we have the best staff in the country, with Anthony [Nesty], Martyn [Wilby], and Rich [DeSelm]. Obviously we're really pleased with our performance," said Troy. "It was a true team effort, and everyone stepped up. Our seniors did a great job all year long, helping the freshman get ready for this type of competition."

Adam has gone from being the lone national qualifier from the Trenton Dolphins to the member of a fifty-person squad full of international-level swimmers. "It has been a total switch for me from the past 10 years. The biggest difference about Florida has been that I now have people to train with who swim my stroke, are at my level, and are my age."

Not only has Adam's training environment changed, but so has his workload. "Wherever else I may swim in this sport, there will never be anything harder [than Florida]. I know I can do anything training-wise because what I've done here is ridiculous!" Adam trains in the mid-distance group at Florida, averaging 60,000 km a week over nine practices, half long-course metres, half short-course yards. "One of the selling points for Florida was that it has a lot of international success. Other programs focus solely on yards, but we train half and half."

On land, Adam has added an intensive dryland program involving running, medicine balls, VASA trainer, core strength exercises, running stadiums, and Florida's infamous "wheels." Performed by "walking" up the football stadium ramps on your hands, wheels incorporate a set of wheels that are placed under your

Nikki Dryden

Texas and Stanford battled it out down to the very end of the men's NCAA Championships. Texas came back to take the lead in the second-to-last event of the evening, then held on to win its third consecutive NCAA title with a score of 512 points, just ahead of Stanford's 501 points. The 11-point difference is the closest margin of victory since the 16-place scoring system was put in place in 1985.

Unlike the women's NCAAs, diving played a critical role in the men's meet. Troy Dumais of Texas was named NCAA Diver of the Year for the third year in a row after winning the one- and three-metre springboard events, making him the first diver in NCAA history to win an event for four straight years and only the 10th NCAA performer to do so.

Swimmer of the Year honours went to Olympic silver medallist Erik Vendt of Southern Cal, who had the high-point total after winning the 400 IM and the 1650 free and placing second in the 500 free. Swimming Coach of the Year honours went to Florida's Gregg Troy.

Olympic Champion Anthony Ervin of California shattered his own NCAA, American, and U.S. Open marks and set the pool record in winning the 100 free in 41.62. But he was unable to hold off South African sprinter Roland Schoeman of Arizona, who beat Ervin in the 50 free. After breaking the NCAA and pool 50-free record with a 19.06 lead-off in the 200 free relay, Schoeman won the 50 with a time of 19.08. Ervin was second in 19.10.

World 200-breast champion Brendan Hansen led the Texas swimmers with wins in the 100 breast and 200 breast. Hansen's 200 breast was a new American and NCAA record of 1:52.88. This swim broke his own previous record time of 1:53.11 set at last year's NCAAs.

Not to be outdone, Hansen's teammate and US Olympic relay gold medallist Ian Crocker set a new American and NCAA record with his 45.44 win in the 100 fly. This was Crocker's second consecutive 100-fly title, and broke his American and NCAA record-setting swim from heats.

"A lot of people wish you good luck when you come to a meet like this," said Texas head coach Eddie Reese. "I tell them I don't want the luck, I just want to win the close races, and there were a lot of close races this week. Eleven points is probably a total of 25 1/100ths of a second. Just look at the events. There are too many places that you can look at and see where you fell down. When you come to the NCAAs, nobody hits everything all six sessions. Somebody is up and down in that time."



Rare feat for Adam Sioui, winning NCAA 200 free title

Marco Chiesa

knees that keep your legs up while you use your arms to pull your body up the hill. Aside from the giant holes that gouge the hands of the first-timers, Adam remembers how hard it was. "The first time we did stadiums and wheels, we did four sets of wheels, then four sets of stadiums. I thought I was going to die. But after a while we built up to 12 sets of each, then we'd head to the pool for a two-and-a-half-hour fly workout."

Other than his newfound love of sometimes-insane hard work, Adam is excited to bring to the Commonwealth Team the energy of his Florida team. "I had never been into the team atmosphere before, because it had always just been me and my coach. But at Florida they totally stressed the team thing, and I really liked being part of it." At his conference meet, Adam felt that the added pressure of being on such a competitive team helped his performance. "When we knew we had a chance of winning, the team went crazy. It was so different to race in that atmosphere; I had never felt that way before. When I swam, it felt so easy because

there was so much energy behind me from my teammates."

Adam looks to use the energy he's sure to find in Manchester to boost his success at the Commonwealth Games. "It should be a lot more exciting [than Nationals]. There will be more people and cheering, and I will be part of a team again. And any time I get international experience against the best in the world, you have got to just run with it."

While Adam will have to finally crack the elusive two-minute barrier to be in contention for a medal in Manchester, he looks forward to racing his Aussie rivals Justin Norris and Heath Ramsay. "I just want to get in with them and hold my own. I may not be able to win yet, but I definitely think I can swim best times and get closer to respectable international times under 1:58." Go Gators!

** Only five Canadian men and three women have won NCAA titles. The most successful was Graham Smith during 1977-79 swimming at the University of California (Berkeley) winning six titles.*

67)	4:44.28	Reiser Meghan,OSC	83)	9:55.06	Fathali Morva,WVOSC	23)	15:52.00	Polednik Kyle,LOSC	61)	40:26.90	Swifts Kale,PSW	44)	4:18.40	Ostrom Derek,UJCS
68)	4:47.37	D'Aguzzo Kathleen,PCSC	84)	10:02.46	Bloomer Melanie,CHENA	24)	16:00.00	Jones Grant,VPSC	62)	41:02.00	Raja Kishen,PSW	45)	4:19.00	Yeh Jeffrey,VPSC
69)	4:52.17	Baker Alyssa,VASC	85)	10:03.71	Hatchadorian Faye,BBF	25)	16:11.29	Tihanyi Stefan,PCSC	63)	42:14.07	Chan Jonathan,UCSC	46)	4:20.39	Smith Martin,NYAC
70)	4:53.00	Mageau Danielle,WDCS	86)	10:14.00	Govereau-Traver DJ,EKSC	26)	16:12.90	Milner Chris,BBF	64)	42:50.00	Devissier Matthew,VPSC	47)	4:22.27	Todd Liam,VPSC
71)	4:53.56	Ball Jessica,UCSC	87)	10:15.12	Robertson Kayleigh,CHENA	27)	16:30.58	Liu Kelvin,NYAC	65)	43:05.60	McMahon Grady,UCSC	48)	4:25.02	Dhawan Rohit,UCSC
72)	5:00.27	Barnetto Claire,WDCS	88)	10:17.48	Welgan Lauren,CHENA	28)	16:34.00	Todd Angus,VPSC	66)	44:13.80	Tse Bryan,HYACK	49)	4:25.20	Gusman Eugene,BBF
73)	5:01.91	Kennedy Ashley,PCSC	89)	10:27.03	Rodrigue Tatiana,UCSC	29)	16:41.80	Anglin Chris,WDCS	67)	1:32.00	Tsang Gus,HYACK	50)	4:28.22	Lacass Philip,PCSC
74)	5:02.23	Clelland Carley,UCSC	90)	10:30.50	Nazarova Inga,EKSC	30)	16:43.07	Mak Anthony,UCSC	68)	1:32.00	Andrew Bignelli,SSMAC,91	51)	4:30.90	Washburn Joel,EKSC
75)	5:06.00	Friesen Aisha,LOSC	91)	10:57.20	Duszynska Magdalena,CHENA	31)	16:47.91	Tyropolka Nick,UCSC	Rec:	1:29.77	Andrew Bignelli,SSMAC,91	52)	4:32.91	Todd Angus,VPSC
76)	5:06.00	Sur Jenny,LOSC	92)	11:20.08	Prill Samantha,VASC	32)	16:55.00	Asimakis Vangelis,LOSC	1)	2:21.56	Pepelela Thomas,PCSC	53)	4:34.46	Lister Kenta,WVOSC
77)	5:07.90	Green Tessa,EKSC	93)	11:46.00	Nasser Gina,EKSC	33)	17:06.54	Gusman Eugene,BBF	2)	2:25.00	Feng Manning,VPSC	54)	4:36.36	Maalouf George,NYAC
78)	5:08.00	Gordon Erica,HYACK	94)	11:50.00	Crighton Jessica,VASC	34)	17:08.61	Eggen Robert,UCSC	3)	2:26.77	Lafleur Jonathan,PCSC	55)	4:36.47	Williams Nick,WVOSC
79)	5:10.00	Simandi Laura,VASC	95)	12:01.60	Voldarets Yana,HYACK	35)	17:12.00	Todd Liam,VPSC	4)	2:47.90	Wiltshire Joe,EKSC	56)	4:52.00	King Alex,VPSC
80)	5:10.58	Collings Eva,UCSC	96)	12:08.75	Underhill Emilie,CHENA	36)	17:12.10	Washburn Joel,EKSC	5)	2:53.00	Wong Brian,LOSC	57)	4:54.00	Tang Larry,VPSC
81)	5:18.20	Chaplin Joyce Ann,HYACK	97)	12:14.00	Scott Carlann,LOSC	37)	17:15.00	Martin Josh,VPSC	6)	2:53.60	Holme Adam,CHENA	58)	4:57.10	Mathews Charlie,WVOSC
82)	5:18.91	Polack Martha,PCSC	98)	12:27.00	Rogers Renne,VASC	38)	17:20.00	Matthew Sam,VPSC	7)	3:03.00	Klassen Cole,LOSC	59)	4:59.00	Choi Steve,HYACK
83)	5:21.09	Johnson Ashley,WDCS	99)	13:22.00	Imhoff Jenny,VASC	39)	17:31.00	Wiley Evan,PCSC	8)	3:04.00	Macphail Brian,LOSC	60)	5:07.00	Baummeister Blake,PSW
84)	5:24.80	Kanariow Konstan,HYACK	100)	14:03.00	Earhart Olivia,LOSC	40)	17:41.00	Chau Wayland,VPSC	9)	3:04.11	Mitha Imran,CHENA	61)	5:14.43	Smith Austin,VASC
85)	5:31.60	Mascatto Katrina,HYACK				41)	17:46.00	McMahon Rafferty,UCSC	10)	3:07.00	Forsyth Adriel,LOSC	62)	5:16.00	Rocha Amerigo,UCSC
86)	5:34.34	Salami Enliola,UCSC				42)	17:49.49	Kostjuk Nick,EKSC	11)	3:10.55	Malahoff Bjorn,CHENA	63)	5:16.45	Chua Joshua,UCSC
87)	5:42.20	Gibson-Bropok Lindsay,EKSC				43)	17:51.02	Kostjuk Nick,EKSC	12)	3:21.18	Orr Andrew,VASC	64)	5:26.76	Strand Jordan,UCSC
88)	5:42.42	Morris Caron,PSW				44)	18:20.00	McDempsy Nicholas,CHENA	13)	3:27.80	Miljenovic Milos,PSW	65)	5:26.76	Finch Jordan,WDCS
89)	5:43.00	Lu Nikki,HYACK				45)	18:20.68	Dempsey Nicholas,CHENA	14)	3:45.60	Montgomery Josh,CHENA	66)	5:36.48	Corbett Dylan,UCSC
90)	5:45.64	Pritchard Caitlin,WDCS				46)	18:38.17	Ostrom Derek,UCSC	15)	4:05.03	Player Grant,CHENA	67)	5:39.00	Kammer Andrew,HYACK
91)	5:50.00	Szakariow Olivia,HYACK				47)	18:53.11	Lee Henry,VPSC	16)	4:16.08	Hejdanek Ian,CHENA	68)	5:41.09	Wagner Dylan,WDCS
92)	6:00.00	Dhesi Gheevan,PSW				48)	19:00.35	Dhawan Rohit,UCSC	17)	4:21.29	Bajaj Viren,CHENA	69)	5:43.07	Godley Darren,OSC
93)	6:09.00	Henry Elisabeth,VPSC				49)	19:02.91	Meeuwisse Cory,UCSC	18)	5:04.00	Leach Tim,LOSC	70)	5:47.97	Nicholls Jeff,VASC
94)	6:11.02	Tam Winnie,VASC				50)	19:49.37	Finch Jordan,WDCS				71)	5:52.14	Candray Bradley,EKSC
95)	6:13.98	Bailey Ali,VASC				51)	19:51.16	Smith Austin,VASC	Rec:	1:21.38	Andrew Bignelli,SSMAC,92	72)	6:06.54	McCulloch Michael,UCSC
96)	6:20.00	Seiff Grace,HYACK				52)	20:00.00	King Alex,VPSC	1)	1:47.73	Sura Connor,PCSC	73)	6:19.10	Findlay Colin,EKSC
97)	6:25.00	Fallu Isabelle,EKSC				53)	20:20.00	Choi Steve,HYACK	2)	1:48.10	Grillo Mathew,PCSC	74)	6:20.00	Rehberge Steven,LOSC
98)	6:26.04	Tormley Alexandra,VASC				54)	20:28.79	Wagner Dylan,WDCS	3)	1:52.80	Grehan Eric,EKSC	75)	6:20.21	Bogle Joe,UCSC
99)	6:59.12	Douglas Taylor,VASC				55)	20:32.00	Tang Larry,VPSC	4)	1:54.11	Burke Martin,UCSC	76)	6:29.04	Smith Michael,UCSC
100)	7:02.84	Houlinan Leanne,OSC				56)	20:36.92	Chua Joshua,UCSC	5)	1:56.27	Rondas Charles,BBF	77)	6:32.50	Hong Joseph,CHENA
G1)	8:42.00	Crighton Stephanie,VASC				57)	21:05.42	Hong Joseph,CHENA	6)	1:56.91	Drews Roland,NYAC	78)	6:35.50	Hrynshyn Nicholas,EKSC
						58)	21:22.17	Williams Nick,WVOSC	7)	1:57.16	Ross Sean,PCSC	79)	7:09.00	Martin Timmy,VASC
						59)	21:24.31	Corbett Dylan,UCSC	8)	1:58.12	Lessard Charlie,PCSC	80)	7:21.33	Christie Andrew,VASC
						60)	21:33.51	Grant Tony,WDCS	9)	1:58.42	Johnson Eric,UCSC	81)	7:34.00	Barratt Cole,VASC
						61)	21:34.00	Rocha Amerigo,VPSC	10)	2:01.00	Giroux Bruno,BBF	82)	7:40.31	Williams Brendon,UCSC
						62)	21:40.88	Strand Jordan,UCSC	11)	2:01.44	Reed Brandon,PCSC	83)	8:12.08	Gill David,WDCS
						63)	22:32.00	Roth Aidan,VASC	12)	2:03.86	Houde Nicolas,PCSC			
						64)	22:44.93	Bojda Jozef,CHENA	13)	2:12.04	Bojda Dimitar,CHENA			
						65)	23:10.00	Anderson Jesse,WDCS	14)	2:13.00	Lee Charles,LOSC			
						66)	23:34.21	Candray Bradley,EKSC	15)	2:21.00	Hogg Samuel,VPSC			
						67)	23:42.53	Nicholls Jeff,VASC	16)	2:23.29	Debillier Chris,PCSC			
						68)	23:53.94	Mathews Charlie,WVOSC	17)	2:26.00	Sur Bill,LOSC			
						69)	23:58.61	Hrynshyn Nicholas,EKSC	18)	2:28.35	Coetzer Estian,WVOSC			
						70)	24:22.29	McCulloch Michael,UCSC	19)	2:30.40	Hartmetz Kevin,OSC			
						71)	24:56.30	Kammer Andres,HYACK	20)	2:30.70	Blackmore Ryan,OSC			
						72)	25:33.34	Smith Michael,UCSC	21)	2:33.50	Bailey Ryan,PSW			
						73)	25:41.43	Baummeister Blake,PSW	22)	2:36.60	Kratzmann Matthew,EKSC			
						74)	25:57.18	Christie Andrew,VASC	23)	2:43.00	Asimakis Vassili,LOSC			
						75)	26:38.80	Williams Brendon,UCSC	24)	2:45.66	Wenzel Marcus,EKSC			
						76)	27:42.10	Findlay Colin,EKSC	25)	2:46.00	Blair Michael,HYACK			
						77)	28:15.00	Rehberge Steven,LOSC	26)	2:48.01	Foreman Connor,VASC			
						78)	30:46.00	Martin Timmy,VASC	27)	2:54.98	Johnson Cody,WDCS			
						79)	32:29.00	Kennedy Sean,VPSC	28)	3:01.41	Holuboff Ryder,SAMV			
						80)	3:17.20	Grehan Eric,EKSC	29)	3:02.00	Mitchell Devon,LOSC			
						81)	8:31.47	Horne Tim,BBF	30)	3:13.00	Jo Kevin,LOSC			
						82)	8:38.12	Reed Brandon,PCSC	31)	3:15.26	Taylor Sean,CHENA			
						83)	8:46.00	Lee Charles,LOSC	32)	3:17.89	Dhanani Hafiz,CHENA			
						84)	8:46.51	Hartmetz Kevin,OSC	33)	3:20.50	Bennett Stanley,UCSC			
						85)	9:16.91	Wozniak Chris,PCSC	34)	3:21.60	Chow Ronald,UCSC			
						86)	9:19.45	Foreman Connor,VASC	35)	3:23.00	Chalfour Matthew,LOSC			
						87)	9:22.37	Lessard Charlie,PCSC	36)	3:23.38	Teuton Felix,PCSC			
						88)	9:34.00	Hogg Samuel,VPSC	37)	3:24.21	Renz Mitchell,UCSC			
						89)	9:38.42	Bailey Ryan,PSW	38)	3:28.74	Iurragoyena Dylan,VASC			
						90)	9:59.60	Blair Michael,HYACK	39)	3:31.30	Nasser Cyrus,EKSC			
						91)	10:15.39	Houde Nicolas,PCSC	40)	3:32.16	Cox Matthew,PCSC			
						92)	10:21.84	Johnson Cody,WDCS	41)	3:40.74	Hix Alex,VASC			
						93)	10:38.29	Kratzmann Matthew,EKSC	42)	3:40.90	Van Schaik Jordan,EKSC			
						94)	11:03.44	Hix Alex,VASC	43)	4:10.62	Raja Shan,PSW			
						95)	11:06.04	Wenzel Marcus,EKSC	44)	4:55.81	Hoang Kevin,UCSC			
						96)	11:11.00	Asimakis Vassili,LOSC	45)	5:07.00	Vankempensek Darcy,VASC			
						97)	11:27.96	Teuton Felix,PCSC						
						98)	12:00.47	Taylor Sean,CHENA						
						99)	12:10.00	Nasser Cyrus,EKSC						
						100)	12:25.58	Renz Mitchell,UCSC						
						101)	12:33.36	Iurragoyena Dylan,VASC						
						102)	12:42.71	Chow Ronald,UCSC						
						103)	12:51.00	Chalfour Matthew,LOSC						
						104)	13:12.33	Dhanani Hafiz,CHENA						
						105)	13:18.20	Markic Igor,HYACK						
						106)	13:20.00	Holuboff Ryder,PSW						
						107)	13:25.00	Mitchell Devon,LOSC						
						108)	13:33.98	Bennett Stanley,UCSC						
						109)	13:53.21	Swindell Troy,VASC						
						110)	14:15.40	Van Schaik Jordan,EKSC						
						111)	15:08.10	Hoang Kevin,UCSC						
						112)	15:41.73	Cox Matthew,PCSC						
						113)	15:46.00	griffin Aaron,VASC						
						114)	17:25.10	Tan Ryan,HYACK						
						115)	18:03.50	Chan Homan,HYACK						
						116)	18:42.70	Smith Duncan,HYACK						
						117)	19:27.00	Forsythe Jackson,VPSC						
						118)	15:14.13	Czyz Vincent,UCSC						
						119)	15:26.04	Zhang Alex,PCSC						
						120)	15:27.09	Unterstab Dylan,PCSC						
						121)	15:32.00	Reeve Brady,LOSC						
						122)	15:41.27	Rush Dylan,UCSC						
						123)	15:42.90	White Reid,EKSC						
						124)	15:47.05	Panas Angelo,WVOSC						

HEAD COACH AND ASSISTANT COACH

The Laurentian University Swim Club provides opportunities for every individual to reach his or her maximum potential in fitness through a positive experience in the sport of competitive swimming.

The Laurentian University Swim Club (LUSC) is accepting applications for a full-time Head Coach and an Assistant Coach starting September 2002. The club is located in Sudbury, Ontario (400 km north of Toronto) and has a membership averaging 70 swimmers. The club trains at the Laurentian University pool (50 m, 8 lanes).

Its most famous swimmer is of course, Alex Baumann.

The club's objective is to give the opportunity to any swimmer in the program, to go as far as possible in the world of competitive swimming.

The club maintains a close cooperative relationship with Laurentian University in developing a long-term plan for the development of its athletes.

QUALIFICATIONS FOR HEAD COACH

- Competitive swimming background
- NCCP level 3 or higher
- National lifeguard service certification
- Great organizational skills
- Highly developed motivational and interpersonal skills
- A desire and dedication towards coaching excellence

RESPONSIBILITIES

- Organizational management of the swim club
- Developing, implementing and supervising different age level programs
- Working with the volunteer board
- Recruiting

QUALIFICATIONS FOR ASSISTANT

- Competitive swimming background
- NCCP level 1
- National lifeguard service certification
- Developed motivational and interpersonal skills
- Able to work under the direction of Head Coach

All interested applicants, please forward your letter of application and resume to:

Patti Commito
Executive Board Member, Laurentian University Swim Club
146 Pond Hollow Drive
Sudbury, Ontario P3E 6L2
Phone: 705-522-5812
commito@sympatico.ca

For more information please contact:

Philippe Voisard, Head Coach,
Laurentian University Swim Club
935 Ramsey Lake Road,
Sudbury, Ontario P3E 2C6
Ph/fax: 705-675-4851
philvoisard@hotmail.com

HEAD COACH

The Nakokita Swim Club is seeking a full time swim coach effective August 15, 2002. NLS and NCCP Level 1 certification are required, NCCP Level 2 is preferred. Previous coaching experience required.

Nakokita is a small swim club located in Atikokan, Ontario. Our swimmers are both non-competitive and competitive. The club operates out of the municipal swimming pool. (5 lane, 25 m)
Atikokan is a small town (population 3500) located close to Quetico Provincial Park.

Please forward your resume by May 30/02 to:

Hiring Committee,
Nakokita Swim Club, Box 1554,
Atikokan, Ontario, P0T 1C0

2002 NAIA CHAMPIONSHIPS

SIMON FRASER MAKES IT THREE IN A ROW

Jeremy Dunn, SFU Athletics

BURNABY, BC Canada—Once again it came down to the last few races at the NAIA Swimming & Diving Championship, with the two-time defending Simon Fraser University women making it a three-peat, while Seattle University captured the men's crown, ending SFU's four-year reign atop the men's standings.

SFU had led the women's competition from day one, as they did last year. This year it was extremely close, right down to the last few races. SFU won over Seattle University by 53 points (488-435), with California Baptist in third with 398 points. SFU won three races on the final day of competition, and managed three second and two third-place finishes to garner the much-needed championship points. The highlight of the night for SFU was the 200 backstroke, where 2001 champion and meet record-holder Jennifer Kasyua returned from an elbow injury that sidelined her the previous day. Taped up and in pain, she broke her own record, winning the event in a time of 2:20.34.

SFU's other record-setting performance came in the final event of the championships, the 4x100 freestyle relay. The SFU team of Amber Dykes, Winnie Lam, Lisa Huffman, and Sarah Jung set a new mark of 3:55.03, breaking the record SFU set last year. Second-place Seattle didn't win a race on the final day, but captured one second and two third-place finishes, along with many fourth, fifth, and sixth-place finishes to take second place. Cal Baptist swimmers won three races on the day and placed second in one as well, breaking two NAIA meet records. The record-breaking swims came courtesy of the 2002 co-swimmers of the year Lindsey Devaney and Jessica Wild. Devaney won two races on the day, smashing the record in the 1500 with a time of 17:09.73. She also won the 200 butterfly event, edging out two-time defending swimmer of the year from SFU Lisa Huffman. In total, Devaney and Wild won

six individual titles and broke three meet records. Wild won her third race of the meet on the final day, breaking her own meet record in the 100 freestyle with 57.02.

SFU women took six individual events and made a sweep of all five relays for a total of 11 wins.

The men's competition was tied between Cal Baptist and Seattle going into the final session, with SFU in a close third. SU took over and won the men's title by 43 points (487-444) over CBU. SFU remained a close third with 439 points. SU won one race and finished 2-3 in the 1500, 3-4-5 in the 200 backstroke, as well as second in the 4 x 100 m freestyle relay—racking up points on the depth of their team. CBU won one race on the final day as well, a blazing 2:01.31 by NAIA swimmer of the year Felix Sutanto, setting a new meet record in the 200 backstroke. CBU finished with three thirds and one second as well. Sutanto was clearly the class of the meet, winning three individual titles—two in record-setting fashion, as well as swimming the backstroke leg of CBU's record-setting 4 x 100 medley relay team. SFU won four events, the most on the final day, but just did not have enough to win the meet.

SFU men won four individual events and three of the five relays for a total of eight wins.

This was the third straight year this event was held north of the US border. The host Simon Fraser University team captured all but one title—the 2002 Men's crown taken by Seattle University.

What is the NAIA?

Founded as a small-college basketball tournament in 1937, the NAIA is a leader in the world of intercollegiate athletics. The NAIA was the first intercollegiate organization to offer athletic opportunities to all student-athletes, regardless of race or ethnic background, and the first intercollegiate organization to conduct championships for both men and women. The NAIA currently offers 23 separate championships in 13 sports, and has 332 colleges and universities in 44 American states and 3 Canadian provinces as member institutions.



TOP AGE GROUP TIMES

Rankings for the period
October 1, 2001 to April 30, 2002
Compiled by SWIMNEWS
For additional rankings www.swimnews.com

2002 SHORT COURSE TAG®

GIRLS 10 & Under

50 m Freestyle

1	30.08	678	ABKSCDEC	BENINGER, Stephanie, 93, CASC
2	30.49	657	SAMAKJAN	DUBOIS, Edith, 91, ENC
3	30.52	655	OND2TMAPP	BOUCHARD, Dominique, 91, NSA
4	30.60	651	ABAGMAR	PAPE, Robyn, 91, NCSA
5	30.93	635	ONBRANTNOV	SCHUURMAN, Melissa, 90, WAC
6	31.09	628	BCKSCDEC	BOGETTI, Gia, 90, KCS
7	31.26	619	OCMEGODEC	LETOURNEAU, Aurelie, 91, ENC
8	31.36	615	ONEOSAFEB	BRADBURY, Kristen, 91, ORCAS
9	31.50	608	NSAGMAR	GORDON, Ann, 91, SWAT
10	31.62	603	ONNYACDEC	SLOAN, Patricia, 91, NEW
11	31.75	597	OND2TMAPP	GIMON, Tamara, 92, BAD
12	31.89	590	OCQAMCOCT	HADOUJHI, Lilia, 91, LSCDN
13	31.90	590	ABAGMAR	KELLS, Julie, 91, RDSCS
14	31.98	586	ONEOSAFEB	KAMENZ, Zoe, 91, UPCAN
15	32.07	582	OND2TMAPP	MOORE, Alex, 91, BROCK
16	32.10	581	KIUSUAPP	WAMSTECKER, Erin, 91, ORCA
17	32.13	580	ABAGMAR	LIN, Lisa, 91, UCSC
18	32.13	580	NSHTACJAN	NSHTACJAN, Brown, Nicole, 91, SWAT
19	32.15	579	ONAGMAR	BENINGER, Stephanie, 91, MSSAC
20	32.15	579	OND2TMAPP	MCIL, Hilary, 92, LSC

100 m Freestyle

1	1:04.60	698	ABKSCDEC	BENINGER, Stephanie, 93, CASC
2	1:07.31	635	ONBRANTNOV	SCHUURMAN, Melissa, 90, WAC
3	1:08.13	619	ABAGMAR	PAPE, Robyn, 91, NCSA
4	1:08.47	610	ONOKAJAN	XU, Amy, 91, MSSAC
5	1:08.54	609	ONAGMAR	VELTMAN, Mackenzie, 91, TD
6	1:08.62	607	ONAGMAR	RUSSELL, Kristi, 91, MAC
7	1:08.71	605	OND2TMAPP	GIMON, Tamara, 92, BAD
8	1:08.96	600	NSAGMAR	MANNING, Shauna, 91, WTSOC
9	1:09.07	597	NSAGMAR	GORDON, Ann, 91, SWAT
10	1:09.69	584	ONEOSAFEB	BRADBURY, Kristen, 91, ORCAS
11	1:09.77	583	MBSKSCFEB	TRISCHUK, Rikia, 91, GOLD
12	1:09.87	581	OND2TMAPP	BOUCHARD, Dominique, 91, NSA
13	1:09.95	579	ABAGMAR	LIN, Lisa, 91, UCSC
14	1:09.99	578	ONBRANTNOV	ZWART, Christine, 90, LAC
15	1:10.01	578	ONAGMAR	KAMENZ, Zoe, 91, UPCAN
16	1:10.21	572	ONAGMAR	FREEMAN, Anna, 91, MSSAC
17	1:10.31	572	ONAGMAR	BROCKINGTON, Meghan, L, 91, OSHAC
18	1:10.32	572	BSCSMAR	BOWMAN, Kim, 91, PSW
19	1:10.39	570	ONESWIMJAN	SLOAN, Patricia, 91, NEW
20	1:10.42	570	ONEOSAFEB	RIORDAN, Hannah, 91, CSL

200 m Freestyle

1	2:24.10	662	ABUCSCJAN	BENINGER, Stephanie, 93, CASC
2	2:25.97	643	ABAGMAR	PAPE, Robyn, 91, NCSA
3	2:26.71	635	ONNYACDEC	SLOAN, Patricia, 91, NEW
4	2:27.24	630	MBSKSCFEB	TRISCHUK, Rikia, 91, GOLD
5	2:27.31	629	ONAGMAR	MCINTYRE, Melanie, 91, MSSAC
6	2:27.89	623	NSAGMAR	MANNING, Shauna, 91, WTSOC
7	2:27.91	623	OCREGMAR	COUILLARD, Marie-Pier, 91, REG
8	2:28.28	619	OCULAVDEC	ROY, Emilie, 90, KOTNO
9	2:28.59	618	BCVANISJAN	LANDOLT, Shawnee, 91, IS
10	2:28.98	612	ONOKAJAN	XU, Amy, 91, MSSAC
11	2:29.76	605	ONOKAJAN	FREEMAN, Anna, 91, MSSAC
12	2:30.10	602	BCVANISJAN	RUFFOLO, Jovana, 91, IS
13	2:31.22	591	ONBRANTNOV	SCHUURMAN, Melissa, 90, WAC
14	2:31.33	590	ONAGMAR	BROCKINGTON, Meghan, L, 91, OSHAC
15	2:31.50	588	SAMAKJAN	DUBOIS, Edith, 91, ENC
16	2:31.79	585	ONESWIMJAN	STRIBBELL, Natasha, 91, NEW
17	2:32.33	580	ONAGMAR	VELTMAN, Mackenzie, 91, TD
18	2:32.68	577	ONBRANTNOV	ZWART, Christine, 90, LAC
19	2:32.83	576	BCUBCOCT	HEMMES, Karen, 91, CHENA
20	2:32.94	575	ONESWIMJAN	BORDATCHEVA, Olga, 91, LAC

400 m Freestyle

1	4:59.38	678	MBSKSCFEB	BENINGER, Stephanie, 93, CASC
2	5:01.96	665	ANOCAPPR	COUILLARD, Marie-Pier, 91, REG
3	5:07.02	639	ONNYACDEC	SLOAN, Patricia, 91, NEW
4	5:07.34	638	ONAGMAR	MCINTYRE, Melanie, 91, MSSAC
5	5:09.72	626	NSAGMAR	MANNING, Shauna, 91, WTSOC
6	5:12.01	615	OND2TMAPP	BROCKINGTON, Meghan, L, 91, OSHAC
7	5:14.19	605	ONNYACDEC	FREEMAN, Anna, 91, MSSAC
8	5:15.05	601	ONOKAJAN	XU, Amy, 91, MSSAC
9	5:16.56	594	BSCSMAR	RUFFOLO, Jovana, 91, IS
10	5:17.89	588	BCVANISJAN	LANDOLT, Shawnee, 91, IS
11	5:19.02	583	OCAGMAR	HOGAN, Marianne, 91, CNHR
12	5:20.67	576	BCKSCDEC	BOGETTI, Gia, 90, KCS
13	5:21.55	572	ABAGMAR	PAPE, Robyn, 91, NCSA
14	5:21.65	572	MBPWINOV	RICHARDS, Larissa, 90, ROD
15	5:22.75	567	ONAGMAR	ROBINSON, Caitlin, 91, MSSAC
16	5:25.52	555	ONESWIMJAN	STRIBBELL, Natasha, 91, NEW
17	5:25.61	554	BCVANISJAN	DARVILLE, Shayna, 91, GVAC
18	5:26.44	551	ABAGMAR	KELLS, Julie, 91, RDSCS
19	5:27.70	546	ONMACJAN	RAININGER, Christine, 91, AAC
20	5:28.03	544	OCULAVDEC	CAMPBELL, Kristen, 91, DDO

800 m Freestyle

1	10:26.65	649	ABKSCDEC	BENINGER, Stephanie, 93, CASC
2	10:33.98	631	ONOKAJAN	FREEMAN, Anna, 91, MSSAC
3	10:39.07	619	OND2TMAPP	BROCKINGTON, Meghan, L, 91, OSHAC
4	10:48.07	599	BCVANISJAN	RUFFOLO, Jovana, 91, IS
5	10:52.22	589	ONOKAJAN	XU, Amy, 91, MSSAC
6	10:54.19	585	MBPWINOV	RICHARDS, Larissa, 90, ROD
7	11:00.67	571	OCMEGODEC	HOGAN, Marianne, 91, CNHR
8	11:06.00	560	OCULAVDEC	CAMPBELL, Kristen, 91, DDO
9	11:16.88	537	BCISCUPTNOV	LANDOLT, Shawnee, 91, IS
10	11:19.53	532	OND2TMAPP	CSANADI, Adriana, 91, BROCK
11	11:26.41	519	OND2TMAPP	MALEZIS, Katerina, 91, MAC
12	11:31.54	509	NSHTACJAN	BROWN, Nicole, 91, SWAT
13	11:38.59	496	ONMEGADEC	ANCINELLI, Alisha, 91, ESWM
14	11:39.34	494	OND2TMAPP	MICALSKI, Meagan, 91, ISS
15	11:40.83	492	ABKSCDEC	BUKIEDA, Brielle, 91, EKSC
16	11:41.23	491	NFSJLNOV	ANTONSEN, Ingrid, 91, SJL
17	11:45.73	483	MBSKSCFEB	QUICK, Jordan, 91, LASER
18	11:46.82	481	ABKSCDEC	BOBROSKY, Danielle, 91, CARR
19	11:51.24	473	ABKSCDEC	FLETCHERS, Evangeline, 91, ASS
20	12:03.16	452	ONOKAJAN	STEVENS, Amanda, 91, HWAC

50 m Backstroke

1	34.29	660	ABAGMAR	KELLS, Julie, 91, RDSCS
2	34.85	635	OCMEGODEC	FRANCIS, Dominique, 91, ENC
3	34.91	633	SAMAKJAN	LETOURNEAU, Aurelie, 91, ENC
4	35.57	605	OND2TMAPP	BOUCHARD, Dominique, 91, NSA
5	35.68	601	OCULAVDEC	ROY, Emilie, 90, KOTNO
6	35.75	598	OCULAVDEC	LACASSE, Valeska, 92, RCA
7	36.52	567	OND2TMAPP	THOMPSON, Laura, 91, USC
8	36.54	566	SAMAKJAN	DUBOIS, Edith, 91, ENC
9	36.68	561	ONAGMAR	TOMLINSON, Cait, 91, SSMAC
10	36.71	560	OCQAMCOCT	HADOUJHI, Lilia, 91, LSCDN
11	36.71	560	OCMEGODEC	PROVOST, Caroline, 91, CNHR
12	36.97	550	ABAGMAR	SHACK, Krysta, 91, EDSON

100 m Backstroke

1	1:14.16	642	MBSKSCFEB	KELLS, Julie, 91, RDSCS
2	1:15.37	617	OND2TMAPP	BOUCHARD, Dominique, 91, NSA
3	1:16.23	601	ONAGMAR	MCINTYRE, Melanie, 91, MSSAC
4	1:16.31	599	ONHRTNFB	SUTCLIFFE, Alyce, 91, BST
5	1:16.32	599	ABUCSCJAN	BENINGER, Stephanie, 93, CASC
6	1:17.34	580	NFTMMAR	ANTONSEN, Ingrid, 91, SJL
7	1:18.43	560	ONESWIMJAN	STRIBBELL, Natasha, 91, NEW
8	1:18.58	558	BSCSMAR	BOWMAN, Kim, 91, PSW
9	1:18.95	551	NBLMPTAPP	BOURGEOIS, Tania, 91, CNBO
10	1:19.16	547	ONHWACCT	HARRIMAN, Amy, 90, HWAC
11	1:19.43	543	OND2TMAPP	MALEZIS, Katerina, 91, MAC
12	1:19.53	541	ABAGMAR	SHACK, Krysta, 91, EDSON
13	1:19.56	540	ONAGMAR	ROBINSON, Caitlin, 91, MSSAC
14	1:19.82	536	ONESWIMJAN	SLOAN, Patricia, 91, NEW
15	1:19.91	534	ONAGMAR	TOMLINSON, Cait, 91, SSMAC
16	1:19.94	534	ONTSJAN	FREEMAN, Anna, 91, MSSAC
17	1:19.98	533	ONAGMAR	CARRABETTA, Carlissa, 91, ODSC
18	1:20.10	531	LANDOLT	LANDOLT, Shawnee, 91, IS
19	1:20.18	530	NSAGMAR	GORDON, Ann, 91, SWAT
20	1:20.40	526	ONAGMAR	STEVENS, Amanda, 91, HWAC

200 m Backstroke

1	2:35.49	685	SAMAKJAN	FRANCIS, Dominique, 91, ENC
2	2:40.44	638	ONAGMAR	MCINTYRE, Melanie, 91, MSSAC
3	2:40.83	634	ABUCSCJAN	BENINGER, Stephanie, 93, CASC
4	2:42.60	618	MBSKSCFEB	KELLS, Julie, 91, RDSCS
5	2:42.66	617	SAMAKJAN	LETOURNEAU, Aurelie, 91, ENC
6	2:42.82	616	ONAGMAR	BOUCHARD, Dominique, 91, NSA
7	2:44.42	601	ONNYACDEC	FREEMAN, Anna, 91, MSSAC
8	2:44.80	598	NSAGMAR	MANNING, Shauna, 91, WTSOC
9	2:45.49	592	OCULAVDEC	ROY, Emilie, 90, KOTNO
10	2:45.63	591	ONHWACCT	HARRIMAN, Amy, 90, HWAC
11	2:46.46	584	ONHRTNFB	SUTCLIFFE, Alyce, 91, BST
12	2:46.72	581	NFTMMAR	ANTONSEN, Ingrid, 91, SJL
13	2:46.76	581	OCAGMAR	PROVOST, Caroline, 91, CNHR
14	2:47.54	574	CSODEC	COUILLARD, Marie-Pier, 91, REG
15	2:47.74	573	BCISCUPTNOV	LANDOLT, Shawnee, 91, IS
16	2:47.88	571	BSCSMAR	HEMMES, Karen, 91, CHENA
17	2:47.99	571	MBPWINOV	RICHARDS, Larissa, 90, ROD
18	2:48.35	568	ONESWIMJAN	STRIBBELL, Natasha, 91, NEW
19	2:48.93	563	ONAGMAR	TOMLINSON, Cait, 91, SSMAC
20	2:48.96	562	ONAGMAR	STEVENS, Amanda, 91, HWAC

50 m Breaststroke

1	37.15	712	ABUCSCJAN	BENINGER, Stephanie, 93, CASC
2	38.54	658	SAMAKJAN	HARRIMAN, Amy, 90, HWAC
3	38.98	638	ONAGMAR	RUSSELL, Kristi, 91, MAC
4	39.98	600	OCULAVDEC	LONG, Karoly, 91, DDO
5	40.04	598	OCREGMAR	COUILLARD, Marie-Pier, 91, REG
6	40.07	597	ABUCSCJAN	KURCWA, Megan, 90, KCS
7	40.47	583	ONAGMAR	DAKERS, Kaylee, 91, COBRA
8	40.75	573	ONAGMAR	MENU-COUREY, Sasha, 91, ESWM
9	41.18	558	ONSCARJAN	HEDDEN, Victoria, 91, TSC
10	41.19	558	ONAGMAR	GALWAY, Samantha, 91, NYAC
11	41.30	554	SKGOLDCT	RICHARDS, Larissa, 90, ROD
12	41.50	548	ABAGMAR	HOGAN, Marianne, 91, CNHR
13	41.59	545	OCQAMCOCT	DAKIN, KUIPER, Sierra, 92, LASC
14	41.65	543	ONAGMAR	PIERMAN, Kayla, 91, PERTH
15	42.01	531	ONAGMAR	HANBURY, Vanessa, 91, GATOR
16	42.03	530	SKGOLDCT	SNODGRASS, Shelby, 90, CASC
17	42.25	523	ABAGMAR	MCCORD, Kate, 92, UCSC
18	42.39	519	SAMAKJAN	FRANCIS, Dominique, 91, ENC
19	42.62	512	ONTSJAN	XU, Amy, 91, MSSAC
20	42.63	511	ONAGMAR	KAMENZ, Zoe, 91, UPCAN

100 m Breaststroke

1	1:19.18	718	ABAGMAR	BENINGER, Stephanie, 93, CASC
2	1:23.45	629	MBPWINOV	RICHARDS, Larissa, 90, ROD
3	1:23.95	620	ONBRANTNOV	SCHUURMAN, Melissa, 90, WAC
4	1:25.80	597	ONNYACDEC	RUSSELL, Kristi, 91, MAC
5	1:26.88	579	ONAGMAR	MENU-COUREY, Sasha, 91, ESWM
6	1:28.03	560	ONAGMAR	GALWAY, Samantha, 91, NYAC
7	1:28.51	559	BCUBCOCT	HANBURY, Vanessa, 91, GATOR
8	1:29.43	538	BSCSMAR	CHOW, Amily, 91, UBUD
9	1:29.64	535	ONAGMAR	PIERMAN, Kayla, 91, PERTH
10	1:29.65	535	BSCSMAR	HONG, Khuen, Y1, PGB
11	1:29.66	535	ONTSJAN	XU, Amy, 91, MSSAC
12	1:30.49	522	MBSKSCFEB	VINCENT, Nicole, 91, ODSC
13	1:31.12	513	ONESWIMJAN	DAKERS, Kaylee, 91, COBRA
14	1:31.40	509	MBSKSCFEB	TRISCHUK, Rikia, 91, GOLD
15	1:31.47	508	ONEOSAFEB	BRADBURY, Kristen, 91, ORCAS
16	1:32.08	500	SKGOLDCT	SNODGRASS, Shelby, 90, CASC
17	1:32.13	499	ONNWOAPP	ELCHESON, Meghan, 91, TBT
18	1:32.26	497	BCVANISJAN	RICHARD, Elyse, 91, COMOX
19	1:32.38	495	ONSCARJAN	EVANS, Elana, 92, NYAC
20	1:32.65	492	BCVANISJAN	DARVILLE, Shayna, 91, GVAC

200 m Breaststroke

1	2:46.65	751	MBSKSCFEB	BENINGER, Stephanie, 93, CASC
2	2:57.69	652	MBPWINOV	RICHARDS, Larissa, 90, ROD
3	3:04.95	592	OCULAVDEC	LONG, Karoly, 91, DDO
4	3:05.47	588	RUSSELL, Kristi, 91, MAC	
5	3:05.74	586	OCAGMAR	

TOP AGE GROUP TIMES

Rankings for the period
October 1, 2001 to April 30, 2002
Compiled by SWIMNEWS
For additional rankings www.swimnews.com

2002 SHORT COURSE TAG®

BOYS 10 & Under

50 m Freestyle

1	30.15	486	ABAGMAR	MAYBURY, Braden, 91, CASC
2	30.27	481	OCSTEFOMAR	PELLETIER-PLANTE, L.-O, 91, CAMO
3	30.35	478	ONAGMAR	SAMUEL, Curtis, 91, OAK
4	30.63	466	ONAGMAR	PARTRIDGE, Duncan, 91, OAK
5	30.75	462	ONDT1MAPR	HARDING, Grant, 92, ROW
6	30.83	458	BCWVOSCMAY	GAVRIC, Marko, 91, UBCCD
7	30.86	457	ONDT1MAPR	RUBENCHIK, Darren, 91, CHAMP
8	30.98	453	MBSKSCFEB	ZAPATA, Romeo, 91, MM
9	31.15	444	OCMEGODEC	RYAN, Hugues, 91, CNMNM
10	31.19	444	ONAGMAR	BLOCH-HANSEN, Andrew, 91, LAC
11	31.22	443	OCAGMAR	THIVIERGE, Jean-Francois, 91, REG
12	31.33	439	ABAGMAR	NELSON, Erik, 91, CASC
13	31.57	430	ONDT2MAPR	SUNDBY, Allan, 91, BOS
14	31.62	428	SKGOLDTOC	LOWENSTEIN, Michael, 91, CASC
15	31.62	428	SKGOLDTOC	SZOO, Jordie, 90, CASC
16	31.71	425	OCMEGODEC	BEZEAU, Christopher, 90, CNS
17	31.83	420	OCULAVDEC	FAUCHER, Hugo, 90, CNDR
18	31.97	415	ONDT1MAPR	KNEZEVIC, Bogdan, 91, ESWMJ
19	32.12	410	ONEOSAFEB	ALEXANDER, Ryan, 91, TD
20	32.12	410	ABAGMAR	KENDRICK, James, 91, CASC

100 m Freestyle

1	1:06.24	490	ABAGMAR	MAYBURY, Braden, 91, CASC
2	1:06.77	480	ABKSCFEB	LOWENSTEIN, Michael, 91, CASC
3	1:08.18	463	ONDT1MAPR	RUBENCHIK, Darren, 91, CHAMP
4	1:08.21	454	ONAGMAR	SAMUEL, Curtis, 91, OAK
5	1:08.58	447	BCISCPNOV	HERGESHEIMER, Will, 90, NRST
6	1:08.82	443	ONDT1MAPR	HARDING, Grant, 92, ROW
7	1:08.87	442	MBSKSCFEB	WOODMAN, David, 91, MANTA
8	1:09.10	438	SKGOLDTOC	SZOO, Jordie, 90, CASC
9	1:09.10	438	BCVANISJAN	DAGNALL, Craig, 91, IS
10	1:09.75	427	ONESWIMJAN	COOMBS, Colin, 91, ESWMJ
11	1:09.82	426	ONBRANTNOV	SALTZBERY, Steven, 90, TAT
12	1:09.97	423	ONDT2MAPR	SUNDBY, Allan, 91, BOS
13	1:09.99	423	BCUBCDOCT	NG, Justin, 90, UBCCD
14	1:10.27	418	ONVACDEC	NG, Adrian, 91, RHAC
15	1:10.50	415	BCPRASCTOC	YEOUNG, Judd, 91, PRASC
16	1:10.86	409	ABUCSCOT	BLATTNER, Daniel, 91, CASC
17	1:10.86	409	ONCTLFB	ROSS, Felix, 91, MSSAC
18	1:10.88	409	BCSCMAR	CHAN, Hong-Kel, 91, UBCCD
19	1:11.02	406	ONAGMAR	PARTRIDGE, Duncan, 91, OAK
20	1:11.10	405	ONAGMAR	HUBERT, Colin, 91, CYP

200 m Freestyle

1	2:22.79	518	BCVANISJAN	DAGNALL, Craig, 91, IS
2	2:23.07	515	ABAGMAR	MAYBURY, Braden, 91, CASC
3	2:23.13	514	OCAGMAR	THIVIERGE, Jean-Francois, 91, REG
4	2:24.93	498	CNMNJJAN	RYAN, Hugues, 91, CNMNM
5	2:26.02	489	MBSKSCFEB	LOWENSTEIN, Michael, 91, CASC
6	2:26.87	481	ONMSSACNOV	COOMBS, Colin, 91, ESWMJ
7	2:27.48	476	BCSCMAR	TAPP, Charlie, 91, LOSC
8	2:27.68	474	ONAGMAR	HUBERT, Colin, 91, CYP
9	2:28.37	468	ONDT2MAPR	HATCH, David, 91, GGST
10	2:28.48	467	OCAGMAR	PELLETIER-PLANTE, L.-O, 91, CAMO
11	2:28.83	465	ABUCSCOT	LUTSCH, Curtis, 90, UCSC
12	2:29.41	460	SKGOLDTOC	SZOO, Jordie, 90, CASC
13	2:29.49	459	ONDT3MAPR	DESPOND, Frankie, 91, BAD
14	2:30.40	452	ABEKSJAN	OLSON, Erik, 91, OSC
15	2:30.54	451	ABAGMAR	NELSON, Erik, 91, CASC
16	2:30.87	448	ONDT1MAPR	RUBENCHIK, Darren, 91, CHAMP
17	2:30.88	448	ABAGMAR	KENDRICK, James, 91, CASC
18	2:30.96	447	ONAGMAR	JESSETT, Scott, 91, SCAR
19	2:31.00	447	ABAGMAR	WOLK, Karl, 92, EKSC
20	2:32.30	437	CNMNJJAN	LAWRIE, Tom, 91, AAC

400 m Freestyle

1	4:55.46	547	BCISCPNOV	HERGESHEIMER, Will, 90, NRST
2	5:00.65	524	BCVANISJAN	DAGNALL, Craig, 91, IS
3	5:01.40	521	OCMEGODEC	COOMBS, Colin, 91, ESWMJ
4	5:06.88	497	ONDT2MAPR	HATCH, David, 91, GGST
5	5:09.47	486	BCSCMAR	TAPP, Charlie, 91, LOSC
6	5:09.86	485	MBSKSCFEB	MAYBURY, Braden, 91, CASC
7	5:13.19	471	BCSCMAR	CHAN, Hong-Kel, 91, UBCCD
8	5:13.33	471	MBSKSCFEB	OLSON, Erik, 91, OSC
9	5:13.87	468	ONAGMAR	HUBERT, Colin, 91, CYP
10	5:13.95	468	OCNNSHDEC	THIVIERGE, Jean-Francois, 91, REG
11	5:15.11	463	ABAGMAR	BLATTNER, Daniel, 91, CASC
12	5:15.22	463	ABAGMAR	KENDRICK, James, 91, CASC
13	5:16.06	460	CNMNJJAN	RYAN, Hugues, 91, CNMNM
14	5:16.73	457	BKCSDFEB	LOWENSTEIN, Michael, 91, CASC
15	5:17.05	456	BKCSDFEB	PORRAS, Andres, 90, UCSC
16	5:17.30	455	ONMAGMAR	LAWRIE, Tom, 91, AAC
17	5:17.76	453	ABAGMAR	WOLK, Karl, 92, EKSC
18	5:18.07	452	CNMNJJAN	CHENG, Erik, 91, PCSC
19	5:18.94	449	ONAGMAR	JESSETT, Scott, 91, SCAR
20	5:21.51	439	BCISCPNOV	WALKLING, David, 90, NRST

1500 m Freestyle

1	19:24.78	562	BCVANISJAN	DAGNALL, Craig, 91, IS
2	19:38.69	546	ONESWIMJAN	COOMBS, Colin, 91, ESWMJ
3	19:46.80	536	ONDT2MAPR	HATCH, David, 91, GGST
4	20:15.15	505	OCAGMAR	THIVIERGE, Jean-Francois, 91, REG
5	20:17.12	503	ABAGMAR	OLSON, Erik, 91, OSC
6	20:20.97	499	MBSKSCFEB	MAYBURY, Braden, 91, CASC
7	20:31.11	488	BCSCMAR	TAPP, Charlie, 91, LOSC
8	20:35.68	483	ABAGMAR	BLATTNER, Daniel, 91, CASC
9	20:46.97	472	BCSCMAR	GAVRIC, Marko, 91, UBCCD
10	20:53.15	466	MBSKSCFEB	LOWENSTEIN, Michael, 91, CASC
11	21:34.03	427	ABAGMAR	BENNETT, Matthew, 91, CASC
12	21:44.72	418	BCISCPNOV	WALKLING, David, 90, NRST
13	21:52.40	411	BCSCMAR	LANG, Parker, 91, IS
14	22:23.75	385	BCWVOSCMAY	PARTRIDGE, Alex, 91, UBCCD
15	22:28.18	381	ABAGMAR	HICKEY, Evan, 91, RDSC
16	23:42.42	325	BCWVOSCMAY	CHU, Andy, 91, UBCCD
17	23:42.83	325	ONCPTMADR	HEBERT, Matthew, 92, SCAR
18	24:58.41	279	BCWVOSCMAY	BROTZKY, Dennis, 92, UBCCD
19	25:12.46	266	ABKSCDFEB	ROBBINS, Kyle, 91, CASC
20	26:52.77	210	NBMWJAN	SEARS, Michael, 91, MWC

50 m Backstroke

1	34.92	444	ABAGMAR	BLATTNER, Daniel, 91, CASC
2	35.24	433	ONAGMAR	LEE, Alex, 91, CHAMP
3	35.70	418	OCULAVDEC	FAUCHER, Hugo, 90, CNDR
4	35.89	412	CNMNJJAN	RYAN, Hugues, 91, CNMNM
5	35.91	412	ABKSCDFEB	LOWENSTEIN, Michael, 91, CASC
6	35.99	409	ONAGMAR	DESPOND, Frankie, 91, BAD
7	36.07	406	MBSKSCFEB	MAYBURY, Braden, 91, CASC
8	36.14	404	ONAGMAR	RUBENCHIK, Darren, 91, CHAMP
9	36.25	401	MBSKSCFEB	ZAPATA, Romeo, 91, MM
10	36.42	396	ABAGMAR	KENDRICK, James, 91, CASC
11	36.64	389	ONAGMAR	SAMUEL, Curtis, 91, OAK
12	36.82	384	ONESWIMJAN	RUBENCHIK, Darren, 91, CHAMP

13	36.96	379	OCAGMAR	PELLETIER-PLANTE, L.-O, 91, CAMO
14	37.25	371	ONAGMAR	BUCK, Evan, 91, GMAC
15	37.45	365	ONAGMAR	BLOCH-HANSEN, Andrew, 91, LAC
16	37.61	361	OCPCSCDEC	MALCOLM, Bruce, 91, PCSC
17	37.80	355	SKGOLDTOC	SZOO, Jordie, 90, CASC
18	37.82	355	ABLASCOCT	NELSON, Erik, 91, CASC
19	37.86	354	SLMAR	ALLAIRE, Philippe, 91, GAMIN
20	38.01	350	ONAGMAR	SWANSTON, Matthew, 91, NEW

100 m Backstroke

1	1:14.48	460	ONAGMAR	BUCK, Evan, 91, GMAC
2	1:14.61	458	ABAGMAR	MAYBURY, Braden, 91, CASC
3	1:15.62	442	ABAGMAR	BLATTNER, Daniel, 91, CASC
4	1:15.90	438	BCSCMAR	TAPP, Charlie, 91, LOSC
5	1:16.69	425	ONAGMAR	LEE, Alex, 91, CHAMP
6	1:16.81	424	ONAGMAR	DESPOND, Frankie, 91, BAD
7	1:16.89	422	MBSKSCFEB	LOWENSTEIN, Michael, 91, CASC
8	1:17.22	417	ONESWIMJAN	COOMBS, Colin, 91, ESWMJ
9	1:17.51	413	ONNYACDEC	SAMUEL, Curtis, 91, OAK
10	1:17.92	407	ABUCSCOT	LUTSCH, Curtis, 90, UCSC
11	1:18.22	403	ONAGMAR	RUBENCHIK, Darren, 91, CHAMP
12	1:19.15	390	BCUBCDOCT	NG, Justin, 90, UBCCD
13	1:19.55	384	ONDT1MAPR	HARDING, Grant, 92, ROW
14	1:20.20	375	ONMAGMAR	LAWRIE, Tom, 91, AAC
15	1:20.28	374	ONBRANTNOV	MALCOLM, Bruce, 91, PCSC
16	1:20.66	369	ONDT2MAPR	SUNDBY, Allan, 91, BOS
17	1:20.99	365	BCISCPNOV	WALKLING, David, 90, NRST
18	1:21.04	364	ONAGMAR	PARTRIDGE, Duncan, 91, OAK
19	1:21.06	364	ONAGMAR	SWANSTON, Matthew, 91, NEW
20	1:21.49	358	ONAGMAR	BLOCH-HANSEN, Andrew, 91, LAC

200 m Backstroke

1	2:34.42	525	OCSTEFOMAR	THIVIERGE, Jean-Francois, 91, REG
2	2:36.89	504	ABAGMAR	MAYBURY, Braden, 91, CASC
3	2:40.07	478	CNMNJJAN	RYAN, Hugues, 91, CNMNM
4	2:40.90	472	ABAGMAR	BLATTNER, Daniel, 91, CASC
5	2:41.77	465	ONAGMAR	BUCK, Evan, 91, GMAC
6	2:42.88	456	MBSKSCFEB	LOWENSTEIN, Michael, 91, CASC
7	2:43.16	454	BCSCMAR	TAPP, Charlie, 91, LOSC
8	2:44.30	446	CNMNJJAN	PELLETIER-PLANTE, L.-O, 91, CNPPO
9	2:44.58	444	ONAGMAR	LEE, Alex, 91, CHAMP
10	2:45.12	443	ONMAGMAR	COOMBS, Colin, 91, ESWMJ
11	2:46.49	430	ABAGMAR	WOLK, Karl, 92, EKSC
12	2:47.36	424	ONAGMAR	DESPOND, Frankie, 91, BAD
13	2:47.74	421	ABUCSCOT	CLARKE, Michael, 91, OSC
14	2:51.60	396	ABAGMAR	KENDRICK, James, 91, CASC
15	2:51.97	393	ONESWIMJAN	BASU, Arjan, 93, COBRA
16	2:53.26	385	ONAGMAR	HUBERT, Colin, 91, CYP
17	2:53.77	382	ONAGMAR	SAMUEL, Curtis, 91, OAK
18	2:53.79	382	ONAGMAR	HARDING, Grant, 92, ROW
19	2:54.29	378	ONESWIMJAN	BREDSCHNEIDER, Tyler, 91, COBRA
20	2:54.84	375	ABAGMAR	OLSON, Erik, 91, OSC

50 m Breaststroke

1	39.54	439	CNMNJJAN	PELLETIER-PLANTE, L.-O, 91, CNPPO
2	40.42	413	ONDT1MAPR	KNEZEVIC, Bogdan, 91, ESWMJ
3	40.49	411	ABUCSCOT	LUTSCH, Curtis, 90, UCSC
4	40.56	409	ONDT1MAPR	BAXTER, Troy, 92, NKB
5	40.62	408	ABAGMAR	NELSON, Erik, 91, CASC
6	40.63	407	OCAMOCT	HOULE, Jean-Philippe, 91, CNSH
7	40.83	402	BCUBCDOCT	CHAN, Hong-Kel, 91, UBCCD
8	41.00	397	ONESWIMJAN	CHU, Matthew, 91, NYAC
9	41.07	395	ABAGMAR	KREMER, Trace, 91, OSC
10	41.13	394	OCPCSCDEC	AYRE, Spencer, 91, PCSC
11	41.38	387	ONAGMAR	PARTRIDGE, Duncan, 91, OAK
12	41.50	384	ONAGMAR	KWONG, Clement, 91, NYAC
13	41.51	383	ONAGMAR	MONKS, Julian, 91, WD
14	41.69	379	ONAGMAR	LAM, Daniel, 91, NYAC
15	41.75	378	ONAGMAR	HICKEY, Evan, 91, RDSC
16	41.73	378	OCULAVDEC	FAUCHER, Hugo, 90, CNDR
17	41.90	373	CNMNJJAN	LAWRIE, Tom, 91, AAC
18	41.93	372	MBSKSCFEB	ZAPATA, Romeo, 91, MM
19	42.20	366	ABAGMAR	BAILEY, Keaton, 91, GCO
20	42.23	365	ONAGMAR	KINGSTON, Brandon, 91, NEW

100 m Breaststroke

1	1:25.19	454	BCUBCDOCT	NG, Justin, 90, UBCCD
2	1:27.39	423	ONDT1MAPR	KNEZEVIC, Bogdan, 91, ESWMJ
3	1:27.53	421	ONBRANTNOV	SALTZBERY, Steven, 90, TAT
4	1:27.55	421	MBPWNOV	TSO, Kelly, 90, LASC
5	1:27.77	418	ONDT3MAPR	MONKS, Julian, 91, WD
6	1:27.79	418	BCSCMAR	CHAN, Hong-Kel, 91, UBCCD
7	1:27.82	418	ABUCSCOT	LUTSCH, Curtis, 90, UCSC
8	1:29.30	399	ONAGMAR	PATENAUDE, Eric, 91, NEW
9	1:29.54	396	ONMAGMAR	LAM, Daniel, 91, NYAC
10	1:30.11	389	ONMAGMAR	KWONG, Clement, 91, NYAC
11	1:30.49	384	ONAGMAR	CHU, Matthew, 91, NYAC
12	1:30.89	379	ONSCARJAN	ALI, Ahmed, 91, SCAR
13	1:31.55	371	ONBRANTNOV	LAWRIE, Tom, 91, AAC
14	1:31.59	371	ONBRANTNOV	JENSEN, Daniel, 91, PCSC
15	1:31.68	370	BCSCMAR	GAVRIC, Marko, 91, UBCCD
16	1:31.73	369	ONSCARJAN	TUNG, Kevin, 91, TSC
17	1:31.85	368	ONBRANTNOV	MCCINDOE, Skyler, 91, LAC
18	1:32			

TOP AGE GROUP TIMES

Rankings for the period
October 1, 2001 to April 30, 2002
Compiled by SWIMNEWS
For additional rankings www.swimnews.com

2002 SHORT COURSE TAG®

GIRLS 11 Years of Age

50 m Freestyle

1	28.63	755	BCISCUPNOV	CHAN, Natalie, 89, UB
2	29.08	730	SKGOLDCT	HEINEMANN, Sarah, 90, BKSC
3	29.09	730	ABUCSCJAN	POMERLEAU, Kristin D, 90, DEL
4	29.40	713	ONBRANTNOV	PAYNE, Chantique, 90, BRANT
5	29.40	713	ABUCSCJAN	OZAR, Brittany, 90, CASC
6	29.52	707	BCSCMAR	RYAN, Chalene, 90, LLLSC
7	29.81	692	OCCNSHDEC	TREMBLAY, Katherine, 90, SAMAK
8	29.89	687	ONBRANTNOV	AHRENS, Dayna, 90, ROW
9	29.89	687	OCAGMAR	DUBOIS, Edithe, 91, ENC
10	29.92	686	ONNYACDEC	O'CONNOR, Elisha E, 89, NSA
11	30.11	676	ONBRANTNOV	GALLANT, Natalie, 90, COBRA
12	30.22	671	ABAMACJAN	WALKER, Dallas, 90, KSC
13	30.22	671	OCAGMAR	LETOURNEAU, Aurelie, 91, ENC
14	30.27	668	OCAGMAR	GAGNE, Christine, 90, ELITE
15	30.32	665	ABAMACJAN	GILLESPIE, Tria, 90, EXST
16	30.41	661	BCKSCDEC	MURTON, Becca, 90, UB
17	30.42	660	ONESWIMJAN	LONG, Susan, 90, LAC
18	30.47	658	ABAGMAR	STODDART, Stephanie, 90, KSC
19	30.49	657	MBSKSCFEB	BARNLUND, Eilyn, 90, MANTA
20	30.51	656	NFCBSOCT	MURRAY, Laura, 89, SJL

100 m Freestyle

1	1:02.36	754	BCISCUPNOV	CHAN, Natalie, 89, UB
2	1:03.51	725	ABAGMAR	OZAR, Brittany, 90, CASC
3	1:04.26	716	ONNYACDEC	ONBRANTNOV, CHANTIQUE, 90, NYAC
4	1:04.52	700	ONNYACDEC	PAYNE, Chantique, 90, BRANT
5	1:04.69	696	SKGOLDCT	HEINEMANN, Sarah, 90, BKSC
6	1:04.70	696	BCSCMAR	RYAN, Chalene, 90, LLLSC
7	1:04.70	696	ONESWIMJAN	STITSKI, Monika, 90, ESWM
8	1:04.78	694	ONAGMAR	SCHURMAN, Melissa, 90, WAC
9	1:04.79	694	ABUCSCJAN	POMERLEAU, Kristin D, 90, DEL
10	1:05.07	687	ONND2TMAPP	JURENOSKIS, Andrea, 90, TMS
11	1:05.54	676	NBSFCFEB	STOKES, Tara, 90, SACK
12	1:06.12	662	ONEOSAFEB	GRANVILLE, Diana, 90, NKB
13	1:06.14	662	ONAGMAR	SLOAN, Patricia, 91, NEW
14	1:06.30	658	NFCBSOCT	MURRAY, Laura, 89, SJL
15	1:06.36	657	ONND2TMAPP	CHAMBRONE, Vanessa, 90, SYD
16	1:06.40	651	MBSKSCFEB	BARNLUND, Eilyn, 90, MANTA
17	1:06.69	649	BCSCMAR	GARNER, Broc, 90, UB
18	1:06.72	649	ABAGMAR	ACHTYMICHUK, Madysyn, 90, ALB
19	1:06.72	649	ABAMACJAN	GILLESPIE, Tria, 90, EXST
20	1:06.76	648	BCUCBDOCT	WIGGANS, Katrina, 90, UB

200 m Freestyle

1	2:10.17	822	BCISCUPNOV	CHAN, Natalie, 89, UB
2	2:18.21	727	ABAGMAR	OZAR, Brittany, 90, CASC
3	2:18.55	723	ONSCARJAN	MCKINNON, Kaleigh, 90, NYAC
4	2:18.87	720	ONNYACDEC	STITSKI, Monika, 90, ESWM
5	2:19.76	710	ONND2TMAPP	HAGAN, Natalie, 90, ESWM
6	2:20.39	703	OCCNSHDEC	LONG, Susan, 90, LAC
7	2:20.57	701	ONESWIMJAN	KOMARNYCKY, Alexa, 90, ESWM
8	2:21.29	693	BCSCMAR	POLAND, Danielle, 90, RAC
9	2:21.48	691	ONND2TMAPP	CHAMBRONE, Vanessa, 90, SYD
10	2:21.77	687	ONND2TMAPP	JURENOSKIS, Andrea, 90, TMS
11	2:21.81	687	ONAGMAR	SCHURMAN, Melissa, 90, WAC
12	2:22.00	685	SKGOLDCT	HEINEMANN, Sarah, 90, BKSC
13	2:22.16	683	ABAGMAR	YOUNG, Megan, 90, FMSC
14	2:22.48	680	ONEOSAFEB	GRANVILLE, Diana, 90, NKB
15	2:22.65	678	ONAGMAR	SLOAN, Patricia, 91, NEW
16	2:22.96	675	NFSJLNOV	MURRAY, Laura, 89, SJL
17	2:23.21	672	OCCNSHDEC	PAYNE, Chantique, 90, BRANT
18	2:23.40	670	BCKSCDEC	GILLESPIE, Tria, 90, EXST
19	2:23.76	666	OCAGMAR	SIMON, Stephanie, 90, CALAC
20	2:24.06	663	BCSCMAR	RYAN, Chalene, 90, LLLSC

400 m Freestyle

1	4:30.03	840	BCISCUPNOV	CHAN, Natalie, 89, UB
2	4:40.62	779	ONESWIMJAN	MCKINNON, Kaleigh, 90, NYAC
3	4:48.64	735	MBSKSCFEB	OZAR, Brittany, 90, CASC
4	4:48.69	735	ONESWIMJAN	KOMARNYCKY, Alexa, 90, ESWM
5	4:55.67	697	ONNYACDEC	STITSKI, Monika, 90, ESWM
6	4:56.36	694	OCCNSHDEC	LONG, Susan, 90, LAC
7	4:57.26	689	ONAGMAR	HAGAN, Natalie, 90, ESWM
8	4:59.31	678	BCVANISJAN	POLAND, Danielle, 90, RAC
9	5:00.46	672	ONOAkJAN	AHRENS, Dayna, 90, ROW
10	5:02.43	662	MBSKSCFEB	YOUNG, Megan, 90, FMSC
11	5:02.91	660	ONAGMAR	SLOAN, Patricia, 91, NEW
12	5:03.04	659	OCCGCMAR	SIMON, Stephanie, 90, CALAC
13	5:03.21	658	BCKSCDEC	FINDLAY, Amy, 90, BRSA
14	5:03.41	657	OCCNSHDEC	PAYNE, Chantique, 90, BRANT
15	5:04.36	653	ONND2TMAPP	CHAMBRONE, Vanessa, 90, SYD
16	5:05.57	647	ONNYACDEC	O'CONNOR, Elisha E, 89, NSA
17	5:05.74	646	ONND2TMAPP	DESPOUND, Alex, 90, BAD
18	5:06.71	641	BCSCMAR	RATCHFORD, Karen, 90, UB
19	5:07.03	639	ONAGMAR	ZWART, Christine, 90, LAC
20	5:07.43	637	BCISCUPNOV	WIGGANS, Katrina, 90, UB

800 m Freestyle

1	9:14.76	839	BCISCUPNOV	CHAN, Natalie, 89, UB
2	9:49.19	744	ONNYACDEC	MCKINNON, Kaleigh, 90, NYAC
3	9:50.18	741	ONESWIMJAN	KOMARNYCKY, Alexa, 90, ESWM
4	9:54.11	731	ONNYACDEC	STITSKI, Monika, 90, ESWM
5	10:03.41	707	SKGOLDCT	OZAR, Brittany, 90, CASC
6	10:05.62	701	BCVANISJAN	POLAND, Danielle, 90, RAC
7	10:11.02	687	ONND2TMAPP	HAGAN, Natalie, 90, ESWM
8	10:12.51	683	ONESWIMJAN	LONG, Susan, 90, LAC
9	10:16.91	672	OCAGMAR	SIMON, Stephanie, 90, CALAC
10	10:21.80	660	BCISCUPNOV	WIGGANS, Katrina, 90, UB
11	10:27.36	647	BCSCMAR	RATCHFORD, Karen, 90, UB
12	10:30.20	640	BCSCMAR	LANDOLT, Shawnee, 91, JS
13	10:30.73	639	MBPWINOV	YOUNG, Megan, 90, FMSC
14	10:41.27	614	NFSJLNOV	MURRAY, Laura, 89, SJL
15	10:43.13	610	ONND2TMAPP	DESPOUND, Alex, 90, BAD
16	10:43.49	609	MBSKSCFEB	STASIUJK, Laura, 90, KSS
17	10:45.85	604	OCAGMAR	BERUBE, Marie-Pierre, 90, CNHR
18	10:46.61	602	MBPWINOV	PERREAU, Carly, 90, OSC
19	10:47.70	599	MBSLUND	BARNLUND, Eilyn, 90, MANTA
20	10:47.99	599	ONOAkJAN	WILSON, Jennifer, 90, MSSAC

50 m Backstroke

1	33.09	715	MBSKSCFEB	OZAR, Brittany, 90, CASC
2	34.04	671	OCAGMAR	FRANCIS, Dominique, 91, ENC
3	34.05	671	NBLMPTAPP	STOKES, Tara, 90, SACK
4	34.23	662	ONAGMAR	HARRIMAN, Amy, 90, HWAC
5	34.42	654	OCAGMAR	LETOURNEAU, Aurelie, 91, ENC
6	34.50	651	ABUCSCJAN	GILLESPIE, Tria, 90, EXST
7	34.69	642	SKGOLDCT	HEINEMANN, Sarah, 90, BKSC
8	34.77	639	ABUCSCJAN	POMERLEAU, Kristin D, 90, DEL
9	34.94	631	ONAGMAR	SLOAN, Patricia, 91, NEW
10	35.02	628	NBLMPTAPP	SULLIVAN, Brooke, 90, MWC
11	35.02	628	ONAGMAR	DAILEY, Jennifer, 90, SSMAC
12	35.17	622	MBSKSCFEB	MCCARTY, Kelsey, 90, KSS

13	35.44	610	ONOAkJAN	AHRENS, Dayna, 90, ROW
14	35.77	597	ONAGMAR	SUTCLIFFE, Alyce, 91, BST
15	35.80	596	ONAGMAR	MAURO, Brittany, 90, RHAC
16	35.82	595	ONOAkJAN	STITSKI, Monika, 90, ESWM
17	35.90	592	MBSKSCFEB	NEWTON, Danielle, 90, FMSC
18	35.92	591	ONAGMAR	ZEILER, Zoe, 90, WD
19	36.01	587	ONETOBCT	LONG, Susan, 90, LAC
20	36.27	577	OCCNSHDEC	SOUSSISE, Gabrielle, 90, BFB

100 m Backstroke

1	1:09.59	740	MBSKSCFEB	OZAR, Brittany, 90, CASC
2	1:10.52	719	BCISCUPNOV	CHAN, Natalie, 89, UB
3	1:12.80	670	ONAGMAR	HARRIMAN, Amy, 90, HWAC
4	1:13.75	650	ONESWIMJAN	STITSKI, Monika, 90, ESWM
5	1:14.91	647	ONBRANTNOV	PAYNE, Chantique, 90, BRANT
6	1:14.00	645	ONESWIMJAN	LONG, Susan, 90, LAC
7	1:14.12	642	OND1TMAPP	DAILEY, Jennifer, 90, SSMAC
8	1:14.23	640	NBSFCFEB	STOKES, Tara, 90, SACK
9	1:14.37	637	ONBRANTNOV	UNRUH, Krissy, 90, HWAC
10	1:14.60	633	ONBRANTNOV	OKA, Katelyn, 89, LAC
11	1:14.80	629	BCSCMAR	RYAN, Chalene, 90, LLLSC
12	1:15.03	624	ONNEORPOCT	O'CONNOR, Elisha E, 89, NSA
13	1:15.19	621	OND3TMAPP	CHAMBRONE, Vanessa, 90, SYD
14	1:15.20	621	BCSCMAR	TAM, Angela, 90, PN
15	1:15.36	618	BCKSCDEC	GILLESPIE, Tria, 90, EXST
16	1:15.37	617	ONETOBCT	KOMARNYCKY, Alexa, 90, ESWM
17	1:15.51	615	OND3TMAPP	ZEILER, Zoe, 90, WD
18	1:15.53	614	OND3TMAPP	SUTCLIFFE, Alyce, 91, BST
19	1:15.56	614	NBSFCFEB	SULLIVAN, Brooke, 90, MWC
20	1:15.58	613	OND2TMAPP	PERL, Ashley, 90, LSC

200 m Backstroke

1	2:28.13	761	ABAGMAR	OZAR, Brittany, 90, CASC
2	2:32.10	700	ONESWIMJAN	STITSKI, Monika, 90, ESWM
3	2:34.45	696	MBPWINOV	UNRUH, Krissy, 90, HWAC
4	2:35.02	690	ONNYACDEC	O'CONNOR, Elisha E, 89, NSA
5	2:35.68	684	ONMSACNOV	KOMARNYCKY, Alexa, 90, ESWM
6	2:36.70	673	OND1TMAPP	PAYNE, Chantique, 90, BRANT
7	2:36.75	673	ONBRANTNOV	OKA, Katelyn, 89, LAC
8	2:36.82	672	ONAGMAR	HAGAN, Natalie, 90, ESWM
9	2:36.88	672	ONAGMAR	HARRIMAN, Amy, 90, HWAC
10	2:37.03	661	ONAGMAR	TAM, Angela, 90, PN
11	2:39.16	650	MBSKSCFEB	MCCARTY, Kelsey, 90, KSS
12	2:39.48	647	NBSFCFEB	STOKES, Tara, 90, SACK
13	2:40.03	641	BCKSCDEC	GILLESPIE, Tria, 90, EXST
14	2:40.80	634	OCAGMAR	LETOURNEAU, Aurelie, 91, ENC
15	2:40.82	634	OND1TMAPP	DAILEY, Jennifer, 90, SSMAC
16	2:40.88	634	ONBRANTNOV	LONG, Susan, 90, LAC
17	2:41.44	628	OND3TMAPP	CHAMBRONE, Vanessa, 90, SYD
18	2:41.60	627	BCHYACNOV	IBBOTSON, Melissa, 90, DELTA
19	2:41.87	624	OCAGMAR	FRANCIS, Dominique, 91, ENC
20	2:41.97	623	ONAGMAR	SLOAN, Patricia, 91, NEW

50 m Breaststroke

1	36.57	736	OCCNSHDEC	TREMBLAY, Katherine, 90, SAMAK
2	36.78	727	OCNSHDEC	KURCIVAL, Megan, 90, KSC
3	37.24	708	ABAGMAR	KURCIVAL, Megan, 90, KSC
4	37.35	703	ABAGMAR	ACHTYMICHUK, Madysyn, 90, ALB
5	37.65	691	ONAGMAR	PITCHIK, Helen, 90, TSC
6	37.98	678	SKGOLDCT	HAHTO, Tara, 89, CASC
7	38.03	675	ABAGMAR	SNODGRASS, Shelbi, 90, CASC
8	38.78	646	OCAGMAR	GAGNE, Christine, 90, ELITE
9	38.91	641	ONAGMAR	WILSON, Jennifer, 90, MSSAC
10	39.02	636	MBSKSCFEB	BOCHEN, Kerri-Ann, 90, MANTA
11	39.24	628	MBSKSCFEB	PERREAU, Carly, 90, OSC
12	39.24	628	OCAGMAR	DUBOIS, Edithe, 91, ENC
13	39.27	627	ABAGMAR	CONIAH, Mahalia, 90, EKSC
14	39.27	627	OCCMGODEC	LACOMBE, Gabrielle, 90, CNHR
15	39.42	615	OCCNSHDEC	PAYNE, Chantique, 90, BRANT
16	39.87	605	ONNYACDEC	LYKKE, 90, EAST
17	39.98	600	OCCNSHDEC	PEACOCK, Nicole, 90, USC
18	40.04	598	ABUCSCDOCT	OZAR, Brittany, 90, CASC
19	40.07	597	MBSKSCFEB	RICHARDS, Larissa, 90, ROD
20	40.10	596	MBSKSCFEB	HERRING, Magwyer, 90, MANTA

100 m Breaststroke

1	1:19.99	702	ONAGMAR	TRUSWELL, Riley, 90, LAC
2	1:20.06	701	BCUCBDOCT	CHAN, Natalie, 89, UB
3	1:20.74	688	ONNYACDEC	STITSKI, Monika, 90, ESWM
4	1:21.42	675	ABAGMAR	SNODGRASS, Shelbi, 90, CASC
5	1:22.11	662	ABAGMAR	ACHTYMICHUK, Madysyn, 90, ALB
6	1:22.55	654	MBSKSCFEB	BOCHEN, Kerri-Ann, 90, MANTA
7	1:22.62	653	OCNSHDEC	PITCHIK, Helen, 90, TSC
8	1:22.64	652	ONAGMAR	LEONARD, Emilie, 90, OAK
9	1:22.98	646	ONAGMAR	PAYNE, Chantique, 90, BRANT
10	1:23.05	645	SKGOLDCT	HAHTO, Tara, 89, CASC
11	1:23.12	644	ABAGMAR	KURCIVAL, Megan, 90, KSC
12	1:23.42	638	MBSKSCFEB	OZAR, Brittany, 90, CASC
13	1:23.48	637	MBSKSCFEB	PERREAU, Carly, 90, OSC
14	1:23.78	632	ONAGMAR	MORROW, Jamie-Lynn, 90, HWAC
15	1:23.87	630	MBPWINOV	CROCKETT, Leah, 89, TPRR
16	1:24.19	624	OND3TMAPP	LICKLEY, Sarah, 90, TTSC
17	1:24.66	616	ON	

TOP AGE GROUP TIMES

Rankings for the period
October 1, 2001 to April 30, 2002
Compiled by SWIMNEWS
For additional rankings www.swimnews.com

2002 SHORT COURSE TAG®

BOYS 11 Years of Age

50 m Freestyle

1	27.54	611	ONDTMAPR	BROWN,Alex,90,DUCKS
2	28.39	567	ABAGMAR	MAXEY,Taylor,90,CASC
3	28.43	565	OCULAVDEC	BENOIT, Marc-Andre,90,CNSH
4	28.79	547	OCULAVDEC	OCHIAI,Jason,89,DDO
5	28.99	538	OCSTEFOMAR	PELLETIER-BERNIER, Frederic,90,REG
6	29.05	535	ONNYACDEC	VAUGHAN,Parker,90,EAST
7	29.18	529	ONAGMAR	YOON,Kyungsoo,90,NYAC
8	29.51	514	BSCSMAR	KUDABA,Andre,90,HYACK
9	29.53	513	ONAGMAR	LEE,Jimmy,90,WAC
10	29.60	510	MBPWINOV	JOHNSON,Alex,89,MM
11	29.90	497	BCKSCDEC	WALLACE,Kieran,90,PSW
12	29.91	497	ONBRANTNOV	PEPELEA,Cedric-Dan,90,PCSC
13	30.18	485	ONAGMAR	WANG,Kenneth,91,RHAC
14	30.22	483	ABAGMAR	GODBEER,Matthew,90,FMSC
15	30.28	481	ONESWIMJAN	KEPCECS,David,90,NYAC
16	30.33	479	BCVANISJAN	HERGESHEIMER,Willi,90,NRST
17	30.39	476	ABAGMAR	BERG,Ben,90,RDCSC
18	30.42	475	OCPCSCDEC	ZAYED,Karim,90,PCSC
19	30.42	475	OCAGMAR	RYAN,Hughes,91,CNMM
20	30.43	475	ONOAKJAN	WOODHALL,Derek,90,ROW

100 m Freestyle

1	1:01.92	582	ABAGMAR	MAXEY,Taylor,90,CASC
2	1:02.59	566	ONNYACDEC	VAUGHAN,Parker,90,EAST
3	1:02.81	562	ONDTMAPR	BROWN,Alex,90,DUCKS
4	1:03.54	545	ONESWIMJAN	YOON,Kyungsoo,90,NYAC
5	1:03.67	543	BSCSMAR	KUDABA,Andre,90,HYACK
6	1:05.43	506	ONBRANTNOV	LIU, Yi,90,NYAC
7	1:05.67	501	ONOAKJAN	WOODHALL,Derek,90,ROW
8	1:05.80	499	ABAGMAR	LOWENSTEIN,Michael,91,CASC
9	1:05.89	497	BSCSMAR	HERGESHEIMER,Willi,90,NRST
10	1:06.08	493	ABAGMAR	SZOO,Jordie,90,CASC
11	1:06.56	484	BCKSCDEC	LUTSCH,Curtis,90,UCSC
12	1:06.78	480	BCKSCDEC	HUI,Terence,90,UBCD
13	1:06.85	479	ONNWAOAPR	TRUSH,Andrew,90,TBT
14	1:06.91	477	ONBRANTNOV	ZAYED,Karim,90,PCSC
15	1:07.01	476	ONAGMAR	SALZTBERRY,Steven,90,TAT
16	1:07.09	475	ONAGMAR	BROWN,Alex,90,DUCKS
17	1:07.38	469	BSCSMAR	GROSSMAN,Judd,91,PN
18	1:07.40	468	ONAGMAR	WANG,Kenneth,91,RHAC
19	1:07.45	467	ONOAKJAN	GROERER,Conor,90,ROW
20	1:07.80	461	ABAGMAR	GODBEER,Matthew,90,FMSC

200 m Freestyle

1	2:15.35	592	OCAGMAR	PELLETIER-BERNIER, Frederic,90,REG
2	2:15.88	586	ONNYACDEC	VAUGHAN,Parker,90,EAST
3	2:17.10	573	ONAGMAR	YOON,Kyungsoo,90,NYAC
4	2:17.80	566	BSCSMAR	HERGESHEIMER,Willi,90,NRST
5	2:17.88	565	ONAGMAR	LEE,Jimmy,90,WAC
6	2:17.92	565	ONCTLFEB	BROWN,Alex,90,DUCKS
7	2:21.12	533	ONNYACDEC	LIU, Yi,90,NYAC
8	2:21.61	529	ABAGMAR	HIBBERD,David,90,KSC
9	2:21.61	529	BCKSCDEC	KUDABA,Andre,90,HYACK
10	2:22.26	523	OCPCSCDEC	KNOWLES,Jonathan,90,CALAC
11	2:23.00	516	OCAMOOCOT	OCHIAI,Jason,89,DDO
12	2:23.76	509	ABAGMAR	SZOO,Jordie,90,CASC
14	2:23.85	508	OCSTEFOMAR	RYAN,Hughes,91,CNMM
15	2:24.14	505	ONAGMAR	SALZTBERRY,Steven,90,TAT
16	2:24.35	503	BSCSMAR	GROSSMAN,Judd,91,PN
17	2:24.67	500	OCPCSCDEC	ZAYED,Karim,90,PCSC
18	2:24.86	499	ABAGMAR	FREEMAN,Keilan,90,CP
19	2:25.27	495	ONAGMAR	O'BEIRN,Sean,90,MISSAC
20	2:25.33	495	ONCTOACT	ROSS,Daniel,89,NYAC

400 m Freestyle

1	4:46.09	593	OCAGMAR	PELLETIER-BERNIER, Frederic,90,REG
2	4:50.21	572	ONAGMAR	YOON,Kyungsoo,90,NYAC
3	4:50.62	570	ONAGMAR	LEE,Jimmy,90,WAC
4	4:52.30	562	ONDTMAPR	COOMBS,Colin,91,ESWIM
5	4:52.87	560	BSCSMAR	HERGESHEIMER,Willi,90,NRST
6	4:53.02	559	ONNYACDEC	VAUGHAN,Parker,90,EAST
7	4:56.85	541	BCKSCDEC	LUTSCH,Curtis,90,UCSC
8	4:59.63	528	BSCSMAR	REID,Shane,90,HYACK
9	4:59.71	528	ONMSSACNOV	ROSS,Daniel,89,NYAC
10	4:59.96	527	BSCSMAR	KUDABA,Andre,90,HYACK
11	5:00.00	527	BSCSMAR	DAGNALL,Craig,91,IS
12	5:01.61	520	ONNYACDEC	LIU, Yi,90,NYAC
13	5:01.96	519	ONESWIMJAN	TCHOUGAINOV, Fedor,90,ESWIM
14	5:02.88	514	OCSTEFOMAR	RYAN,Hughes,91,CNMM
15	5:03.15	513	ONDTMAPR	HUBERT,Colin,91,CYPS
16	5:03.31	512	OCAMOOCOT	ALIE,Julien,90,DDO
17	5:04.29	508	BSCSMAR	GROSSMAN,Judd,91,PN
18	5:04.40	507	ABAGMAR	HIBBERD,David,90,KSC
19	5:04.43	507	MBPWINOV	FREEMAN,Keilan,90,CP
20	5:04.80	506	OCPCSCDEC	ZAYED,Karim,90,PCSC

1500 m Freestyle

1	19:03.69	588	BSCSMAR	DAGNALL,Craig,91,IS
2	19:11.87	578	ONDTMAPR	COOMBS,Colin,91,ESWIM
3	19:19.87	568	OCULAVDEC	ALIE,Julien,90,DDO
4	19:25.31	562	ONESWIMJAN	TCHOUGAINOV, Fedor,90,ESWIM
5	19:27.48	559	OCULAVDEC	PELLETIER-BERNIER, Frederic,90,REG
6	19:35.77	549	ONDTMAPR	YOON,Kyungsoo,90,NYAC
7	19:42.43	541	ONDTMAPR	HUBERT,Colin,91,CYPS
8	19:44.10	540	ONNYACDEC	VAUGHAN,Parker,90,EAST
9	19:44.84	539	BSCSMAR	REID,Shane,90,HYACK
10	19:48.29	535	ABEKSCCOT	TANNINEN,Christopher,89,EKSC
11	19:50.87	532	OCPCSCDEC	KNOWLES,Jonathan,90,CALAC
12	19:56.60	525	BCKSCDEC	LUTSCH,Curtis,90,UCSC
13	20:05.11	516	OCSTEFOMAR	RYAN,Hughes,91,CNMM
14	20:08.10	513	BSCSMAR	HERGESHEIMER,Willi,90,NRST
15	20:14.81	505	MBPWINOV	FREEMAN,Keilan,90,CP
16	20:24.12	495	MBPWINOV	PICKERL,Riley,89,MM
17	20:27.38	492	BCKSCDEC	HIBBERD,David,90,KSC
18	20:29.36	490	BSCSMAR	DONALDSON,Colin,90,WVOSC
19	20:30.42	489	BSCSMAR	WALKLING,David,90,NRST
20	20:30.85	488	ABAGMAR	SZOO,Jordie,90,CASC

50 m Backstroke

1	31.98	558	ABAGMAR	MAXEY,Taylor,90,CASC
2	32.02	556	ONAGMAR	LEE,Jimmy,90,WAC
3	32.58	533	ONNYACDEC	BROWN,Alex,90,DUCKS
4	32.22	507	OCAGMAR	PELLETIER-BERNIER, Frederic,90,REG
5	34.70	452	ABUCSCJAN	DRIEDGER,Adam,90,CASC
6	34.75	450	ONNYACDEC	KEPCECS,David,90,NYAC
7	35.12	437	ONAGMAR	DUHAN,David,90,OAK
8	35.17	436	OCAMOOCOT	BENOIT, Marc-Andre,90,CNSH
9	35.23	434	ONAGMAR	KARPOV,Nick,90,WAC
10	35.25	433	ABAGMAR	KENDRICK,Matthew,90,CASC
11	35.42	427	OCSTEFOMAR	RYAN,Hughes,91,CNMM
12	35.45	426	ABAGMAR	BERG,Ben,90,RDCSC

13	35.51	424	ABAGMAR	WENZEL,Stephen,90,EKSC
14	35.66	420	OCPCSCDEC	KNOWLES,Jonathan,90,CALAC
15	35.70	418	ONMACJAN	CUZZOLINO,Brandon,90,ODSC
16	35.99	409	ONISSJAN	VANMOERKERKE,Luke,90,TAT
17	36.04	407	ONETOBOCT	LIU, Yi,90,NYAC
18	36.10	406	BCWVOSCMA	DONALDSON,Colin,90,WVOSC
19	36.21	402	OCAGMAR	FAUCHER,Hugo,90,CNDR
20	36.23	401	ONETOBOCT	YOON,Kyungsoo,90,NYAC

100 m Backstroke

1	1:08.10	579	ONAGMAR	LEE,Jimmy,90,WAC
2	1:10.10	539	ABAGMAR	MAXEY,Taylor,90,CASC
3	1:10.37	534	BSCSMAR	KUDABA,Andre,90,HYACK
4	1:11.71	509	ABAGMAR	LUTSCH,Curtis,90,UCSC
5	1:12.88	488	ONAGMAR	CUZZOLINO,Brandon,90,ODSC
6	1:13.05	485	ONDTMAPR	BROWN,Alex,90,DUCKS
7	1:14.31	463	ONNYACDEC	KEPCECS,David,90,NYAC
8	1:14.77	456	ONDTMAPR	BUCK,Evan,91,GMAC
9	1:15.16	449	ONDTMAPR	FORD,Andrew,90,GMAC
10	1:15.37	446	ONSCARJAN	LIU, Yi,90,NYAC
11	1:15.60	442	ONBRANTNOV	PEPELEA,Cedric-Dan,90,PCSC
12	1:15.97	437	BCKSCDEC	REID,Shane,90,HYACK
13	1:16.02	436	ABAGMAR	BERG,Ben,90,RDCSC
14	1:16.16	434	ONAGMAR	COOMBS,Colin,91,ESWIM
15	1:16.27	432	BCKSCDEC	DRIEDGER,Adam,90,CASC
16	1:16.28	432	ONNWAOAPR	TRUSH,Andrew,90,TBT
17	1:16.37	430	ONSCARJAN	YOON,Kyungsoo,90,NYAC
18	1:16.66	426	BCVANISJAN	WALKLING,David,90,NRST
19	1:16.70	425	MBPWINOV	PICKERL,Riley,89,MM
20	1:16.74	425	ONBRANTNOV	BULL,Shawn,89,COBRA

200 m Backstroke

1	2:27.72	586	OCAGMAR	PELLETIER-BERNIER, Frederic,90,REG
2	2:27.97	584	ONAGMAR	LEE,Jimmy,90,WAC
3	2:31.45	551	ABAGMAR	MAXEY,Taylor,90,CASC
4	2:32.28	535	BSCSMAR	KUDABA,Andre,90,HYACK
5	2:33.62	532	ABAGMAR	LUTSCH,Curtis,90,UCSC
6	2:34.72	522	ONAGMAR	CUZZOLINO,Brandon,90,ODSC
7	2:34.85	521	CNTRJAN	KNOWLES,Jonathan,90,CALAC
8	2:35.67	514	ONCTLFEB	BROWN,Alex,90,DUCKS
9	2:36.60	506	ONAGMAR	FORD,Andrew,90,GMAC
10	2:37.17	502	ABAGMAR	WALKLING,David,90,ROW
11	2:37.44	499	ONESWIMJAN	YOON,Kyungsoo,90,NYAC
12	2:39.99	479	OCAGMAR	RYAN,Hughes,91,CNMM
13	2:40.87	472	ONAGMAR	COOMBS,Colin,91,ESWIM
14	2:41.03	471	ABAGMAR	LOWENSTEIN,Michael,91,CASC
15	2:41.31	468	ABAGMAR	BERG,Ben,90,RDCSC
16	2:41.50	467	ABUCSCJAN	DRIEDGER,Adam,90,CASC
17	2:41.64	466	ONDTMAPR	NG,Justin,91,RHAC
18	2:41.74	465	ONNYACDEC	KEPCECS,David,90,NYAC
19	2:42.52	459	BSCSMAR	REID,Shane,90,HYACK
20	2:42.90	456	OCPCSCDEC	HOFMANN, Jordan,90,PCSC

50 m Breaststroke

1	37.25	522	OCULAVDEC	OCHIAI,Jason,89,DDO
2	37.26	513	OCNSHDEC	DI CRESCIE, Jordan,90,RHAC
3	37.47	506	BSCSMAR	LUTSCH,Curtis,90,UCSC
4	37.92	490	ABUCSCJAN	DRIEDGER,Adam,90,CASC
5	38.89	459	ABAGMAR	TSO,Kelly,90,LASC
6	38.94	457	ONNYACDEC	TCHOUGAINOV, Fedor,90,ESWIM
7	39.23	448	ONNYACDEC	BROWN,Alex,90,DUCKS
8	39.28	447	ONNYACDEC	LIU, Yi,90,NYAC
9	39.76	432	OCAMOOCOT	BENOIT, Marc-Andre,90,CNSH
10	40.01	425	OCULAVDEC	CARON-MARQUI,Charles,90,CNOTY
11	40.10	422	OCNSHDEC	JOOSTEN,Bernard,90,UCSC
12	40.14	421	ONAGMAR	ALI,Ahmed,91,SCAR
13	40.22	419	ONAGMAR	SALZTBERRY,Steven,90,TAT
14	40.79	403	CNTRJAN	KNOWLES,Jonathan,90,CALAC
15	40.84	401	ABEKSCCOT	TANNINEN,Christopher,89,EKSC
16	40.97	398	CNPNPNOV	BELANGER,Vincent,90,CAR
17	41.03	396	OCNSHDEC	MELL,Steven,90,NEW
18	41.08	395	BCKSCDEC	BRUCE,Kevin,89,MANTA
19	41.14	393	ONAGMAR	STEPHENSON,Matthew,90,BRANT
20	41.30	389	ABAGMAR	LOYOLA,Mathew,90,NCSA

100 m Breaststroke

1	1:20.16	532	BSCSMAR	NG,Justin,90,UBCD
2	1:21.55	509	BSCSMAR	CHAN,Julian,90,UBCD
3	1:21.72	506	ABAGMAR	LUTSCH,Curtis,90,UCSC
4	1:22.79	479	ONNYACDEC	TCHOUGAINOV, Fedor,90,ESWIM
5	1:23.69	476	ONNYACDEC	LIU, Yi,90,NYAC
6	1:24.20	468	BSCSMAR	HUI,Terence,90,UBCD
7	1:25.20	453	ONAGMAR	CUZZOLINO,Brandon,90,OAK
8	1:25.38	451	ONMSSACNOV	JOHNSON,Alex,89,CREST
9	1:25.50	449	ONDTMAPR	WANG,Kenneth,91,RHAC
10	1:26.21	439	ABAGMAR	TSO,Kelly,90,LASC
11	1:26.46	436	BCKSCDEC	DRIEDGER,Adam,90,CASC
12	1:26.67	433	ABEKSCCOT	TANNINEN,Christopher,89,EKSC
13	1:26.95	429	ONNYACDEC	YOON,Kyungsoo,90,NYAC
14	1:27.51	422	ABAMACJAN	HIBBERD,David,90,KSC
15	1:27.61	420	ONAGMAR	SALZTBERRY,Steven,90,TAT
16	1:27.63	420	NSAGMAR	FISK, Jordan,90,HTAC
17	1:27.85	417	ONCTLFEB	MELL,Steven,90,NEW
18	1:28.22	412	ONBRANTNOV	BUCHOK,Nicholas,90,WAC
19	1:28.47	409	ONDTMAPR	ALI,Ahmed,91,SCAR
20	1:28.71	406	SKDOLDTACT	BRUCE,Kevin,89,MANTA

200 m Breaststroke

1	2:49.41	568	ABAGMAR	LUTSCH,Curtis,90,UCSC
2	2:51.67	550	ONESWIMJAN</	

TOP AGE GROUP TIMES

Rankings for the period
October 1, 2001 to April 30, 2002
Compiled by SWIMNEWS
For additional rankings www.swimnews.com

2002 SHORT COURSE TAG®

GIRLS 12 Years of Age

50 m Freestyle

1	27.49	819	ONNYACDEC	BUCKLAND, Brooke, 89, WTSC
2	28.00	790	BSCSMAR	CHAN, Natalie, 89, UBDC
3	28.06	787	ABUCSCJAN	JONES, Mackenzie, 89, CASC
4	28.14	782	BCKSCDEC	POLLARD, Stephanie, 88, IS
5	28.16	781	ONAGMAR	WONG, Emily, 89, NKB
6	28.18	780	BCKSCDEC	WARDLE, Jessi, 88, CASC
7	28.58	758	OCAGMAR	HORNER, Stephanie, 89, BFB
8	28.64	754	ABAGMAR	KELLS, Andrea, 89, RDSC
9	28.78	747	ONDTMAPR	KIM, Miriam, 89, TSC
10	28.81	745	MBSKSCFEB	ROBSON, Britlany, 89, LASER
11	28.85	743	SKGOLDCT	SAYLES, Rebecca, 88, CASC
12	28.89	741	CNMNLAN	ACEVEDO, Edith, 89, CNMNN
13	28.98	736	ONAGMAR	LACOSTE, Nicole, 89, MSSAC
14	29.01	734	MBSKSCFEB	HEINEMANN, Sarah, 90, BKSC
15	29.03	733	SKGOLDCT	MACQUARRIE, Lauren, 88, ROD
16	29.03	733	OCPCSCDEC	BALFOUR, Cecile, 89, UBDC
17	29.12	728	OCAGMAR	BLAIS LAROCHE, Sarah, 89, RCA
18	29.14	727	BSCSMAR	SELF, Jennifer, 89, UBDC
19	29.15	727	OCULAVDEC	NGUYEN, Kim, 88, DDO
20	29.16	726	OCMEGODEC	PLANTIE, Myriam, 89, EXCEL

100 m Freestyle

1	59.97	815	BSCSMAR	CHAN, Natalie, 89, UBDC
2	1:00.31	806	ONNYACDEC	BUCKLAND, Brooke, 89, WTSC
3	1:01.02	802	ABUCSCJAN	JONES, Mackenzie, 89, CASC
4	1:01.11	806	BCKSCDEC	POLLARD, Stephanie, 88, IS
5	1:02.22	757	BCKSCDEC	WARDLE, Jessi, 88, CASC
6	1:02.24	757	BSCSMAR	SELF, Jennifer, 89, UBDC
7	1:02.45	751	NFTMIMAR	MURRAY, Laura, 89, SJL
8	1:02.45	751	ONNYACDEC	LACOSTE, Nicole, 89, MSSAC
9	1:02.46	751	ABAGMAR	JENKINS, Kelsey, 89, FMSC
10	1:02.51	750	ONAGMAR	WONG, Emily, 89, NKB
11	1:02.79	743	MBPWINOV	ENNIS, Mary Alice, 88, ROD
12	1:02.84	742	ABAGMAR	POMERLEAU, Kristin, 90, DEL
13	1:03.16	734	BSCSMAR	BALFOUR, Cecile, 89, UBDC
14	1:03.55	724	BSCSMAR	DAVIES, Jennifer, 89, TSUN
15	1:03.62	722	MBSKSCFEB	ROBSON, Britlany, 89, LASER
16	1:03.63	722	ONBRANTNOV	HINSON, Adriana, 88, TAT
17	1:03.93	715	ABUCSCJAN	STILLING, Joanie, 89, GLEN
18	1:04.00	713	ONESWIMJAN	BREDSCHNEIDER, Jessica, 89, COBRA
19	1:04.01	713	MBSKSCFEB	HEINEMANN, Sarah, 90, BKSC
20	1:04.07	711	MBSKSCFEB	GROSS, Sheena, 89, EKSC

200 m Freestyle

1	2:07.01	860	BSCSMAR	CHAN, Natalie, 89, UBDC
2	2:11.37	807	ONNYACDEC	BUCKLAND, Brooke, 89, WTSC
3	2:11.88	801	OCAGMAR	HORNER, Stephanie, 89, BFB
4	2:12.42	795	ONAGMAR	MCKINNON, Kaleigh, 90, NYAC
5	2:13.96	776	BCISUCPNNOV	POLLARD, Stephanie, 88, IS
6	2:14.09	775	ABAMACJAN	JONES, Mackenzie, 89, CASC
7	2:14.10	775	OCSTEFOMAR	BLAIS LAROCHE, Sarah, 89, RCA
8	2:14.24	773	ONBRANTNOV	HINSON, Adriana, 88, TAT
9	2:17.00	768	BSCSMAR	SELF, Jennifer, 89, UBDC
10	2:15.45	759	MBPWINOV	JENKINS, Kelsey, 89, FMSC
11	2:16.05	752	MBPWINOV	KAPUSTIANYK, Courtney, 89, LASER
12	2:16.14	751	ONAGMAR	MCTEAGUE, Amanda, 89, ESWIM
13	2:16.38	748	CNMNLAN	ACEVEDO, Edith, 89, CNMNN
14	2:16.42	748	NFTMIMAR	MURRAY, Laura, 89, SJL
15	2:16.66	745	OCAGMAR	MURRAY, Caroline, 89, DYNAM
16	2:16.83	743	ABAGMAR	GROSS, Sheena, 89, EKSC
17	2:17.00	741	BCUBCDOCT	LAVIGNA, Lauren, 89, GATOR
18	2:17.17	739	ONNYACDEC	WHITING, Lorraine, 88, MSSAC
19	2:17.37	737	ONAGMAR	GALLAGHER, Christina, 89, BROCK
20	2:17.56	735	BSCSMAR	THOMPSON, Rheagan, 89, KISU

400 m Freestyle

1	4:24.68	871	BSCSMAR	CHAN, Natalie, 89, UBDC
2	4:37.91	795	ONDTMAPR	MCKINNON, Kaleigh, 90, NYAC
3	4:39.51	785	OCPCSCDEC	HORNER, Stephanie, 89, BFB
4	4:40.02	783	ONDTMAPR	KOMARNYCKY, Alexa, 90, ESWIM
5	4:40.05	782	BSCSMAR	SELF, Jennifer, 89, UBDC
6	4:40.10	782	ONAGMAR	LACOSTE, Nicole, 89, MSSAC
7	4:40.90	778	BCKSCDEC	POLLARD, Stephanie, 88, IS
8	4:41.52	774	BCKSCDEC	JONES, Mackenzie, 89, CASC
9	4:42.48	769	BSCSMAR	CREPJNKA, Jessica, 89, PSW
10	4:42.73	767	ONDTMAPR	LOULI, Andrea, 89, MAC
11	4:42.74	767	BSCSMAR	THOMPSON, Rheagan, 89, KISU
12	4:43.17	765	ABAGMAR	GROSS, Sheena, 89, EKSC
13	4:43.24	763	MBSKSCFEB	KIERSTEAD, Morgan, 89, AQUA
14	4:43.60	763	ABAGMAR	JENKINS, Kelsey, 89, FMSC
15	4:46.84	745	ONAGMAR	TERSIGNI, Cristina, 89, ESWIM
16	4:46.87	744	OCAGMAR	BLAIS LAROCHE, Sarah, 89, RCA
17	4:46.90	744	OCAGMAR	MURRAY, Caroline, 89, DYNAM
18	4:47.32	742	BSCSMAR	VANCE-GRIMARD, Danica, 89, HYACK
19	4:48.08	738	MBPWINOV	KAPUSTIANYK, Courtney, 89, LASER
20	4:48.26	737	ONDTMAPR	MCTEAGUE, Amanda, 89, ESWIM

800 m Freestyle

1	9:06.42	862	BSCSMAR	CHAN, Natalie, 89, UBDC
2	9:31.59	792	ONDTMAPR	LOULI, Andrea, 89, MAC
3	9:33.66	786	ONDTMAPR	MCKINNON, Kaleigh, 90, NYAC
4	9:33.72	786	ONDTMAPR	KOMARNYCKY, Alexa, 90, ESWIM
5	9:38.20	774	BSCSMAR	SELF, Jennifer, 89, UBDC
6	9:39.62	770	BCKSCDEC	POLLARD, Stephanie, 88, IS
7	9:40.01	769	OCAGMAR	HORNER, Stephanie, 89, BFB
8	9:50.25	741	BSCSMAR	THOMPSON, Rheagan, 89, KISU
9	9:51.05	739	BSCSMAR	IVANITZ, Tara, 89, VKSC
10	9:51.23	739	BSCSMAR	CREPJNKA, Jessica, 89, PSW
11	9:51.37	738	BCVANISJAN	SUTTON, Kathryn, 89, IS
12	9:51.77	737	ONAGMAR	MOHER, Olena, 89, ESWIM
13	9:52.11	736	MBSKSCFEB	GROSS, Sheena, 89, EKSC
14	9:52.41	735	ONAGMAR	MCTEAGUE, Amanda, 89, ESWIM
15	9:52.48	735	ONAGMAR	LACOSTE, Nicole, 89, MSSAC
16	9:54.77	729	MBPWINOV	JENKINS, Kelsey, 89, FMSC
17	9:55.84	726	MBPWINOV	KAPUSTIANYK, Courtney, 89, LASER
18	9:55.88	726	BSCSMAR	VANCE-GRIMARD, Danica, 89, HYACK
19	9:57.56	722	OCAGMAR	MURRAY, Caroline, 89, DYNAM
20	9:59.16	718	BSCSMAR	WOODMAN, Laura, 89, PN

50 m Backstroke

1	30.86	825	ONSRDCE	BUCKLAND, Brooke, 89, WTSC
2	32.83	727	MBSKSCFEB	SELF, Jennifer, 89, UBDC
3	32.95	722	ONNYACJAN	PERCY, Meghann, 89, WAC
4	32.96	721	OCAGMAR	TAILLEFER, Vanessa, 89, DDO
5	33.19	710	OCPCSCDEC	HORNER, Stephanie, 89, BFB
6	33.24	708	SKGOLDCT	WARDLE, Jessi, 88, CASC
7	33.35	703	ONNYACDEC	KIM, Miriam, 89, TSC
8	33.52	695	MBSKSCFEB	GROSS, Sheena, 89, EKSC
9	33.53	694	OCPCSCDEC	NEASMITH, Alicia, 89, PCSC
10	33.67	688	OCNSHDEC	BAKTER, Penny, 89, NKB
11	33.76	684	OCSTEFOMAR	CINGO-MARS, JUNE, Beverly, 89, UNIK
12	33.79	682	OCULAVDEC	ALLARD, Bianca, 88, NSJ

100 m Backstroke

1	1:04.91	849	ONNYACDEC	BUCKLAND, Brooke, 89, WTSC
2	1:08.30	769	BSCSMAR	SELF, Jennifer, 89, UBDC
3	1:08.90	756	ONAGMAR	LYNCH, Sarah, 89, TRENT
4	1:09.46	743	ONNYACJAN	PERCY, Meghann, 89, WAC
5	1:09.77	736	BSCSMAR	THOM, Robyn, 89, UBDC
6	1:10.73	714	ONAGMAR	PERRAULT, Amy, 89, KLAC
7	1:10.83	712	BCISUCPNNOV	POLLARD, Stephanie, 88, IS
8	1:10.91	710	MBSKSCFEB	KELLS, Andrea, 89, RDSC
9	1:11.14	705	ONAGMAR	KIM, Miriam, 89, TSC
10	1:11.52	697	ABUCSCJAN	STILLING, Joanie, 89, GLEN
11	1:11.71	693	MBSKSCFEB	GROSS, Sheena, 89, EKSC
12	1:11.97	687	BCKSCDEC	WARDLE, Jessi, 88, CASC
13	1:11.97	687	MBPWINOV	SCHNEIDER, Neysa, 88, ROD
14	1:12.00	687	ONMSSACNOV	LACOSTE, Nicole, 89, MSSAC
15	1:12.51	676	BSCSMAR	CHAPMAN, Kelsey, 89, PGB
16	1:12.51	676	ONAGMAR	UNRUH, Krissy, 90, HWAC
17	1:12.53	675	ONMSSACNOV	BUENBRAZO, Patricia, 88, ESWIM
18	1:12.83	669	ONHURONDC	SMIT, Jacinda, 89, NKB
19	1:12.83	669	MBSKSCFEB	JENKINS, Kelsey, 89, FMSC
20	1:12.87	668	BSCSMAR	WOODMAN, Laura, 89, PN

200 m Backstroke

1	2:21.51	833	ONNYACDEC	BUCKLAND, Brooke, 89, WTSC
2	2:26.15	783	BSCSMAR	SELF, Jennifer, 89, UBDC
3	2:27.36	770	BSCSMAR	CREPJNKA, Jessica, 89, PSW
4	2:28.29	760	BCKSCDEC	POLLARD, Stephanie, 88, IS
5	2:28.99	752	ONDTMAPR	CRAIG, Jessica, 89, DDO
6	2:29.40	748	ONDTMAPR	O'CONNOR, Elisha E, 89, NSA
7	2:29.63	745	OCAGMAR	HORNER, Stephanie, 89, BFB
8	2:29.75	744	ONAGMAR	LYNCH, Sarah, 89, TRENT
9	2:30.48	737	MBSKSCFEB	GROSS, Sheena, 89, EKSC
10	2:30.79	733	ONMSSACNOV	OMARIN, Andrea, 89, ESWIM
11	2:31.26	728	BSCSMAR	CHAPMAN, Kelsey, 89, PGB
12	2:31.70	724	ONAGMAR	PERCY, Meghann, 89, WAC
13	2:31.73	724	ONMSSACNOV	LACOSTE, Nicole, 89, MSSAC
14	2:31.80	723	ONDTMAPR	MCTEAGUE, Amanda, 89, ESWIM
15	2:32.53	715	OCAGMAR	MURRAY, Caroline, 89, DYNAM
16	2:32.66	714	ABUCSCJAN	STILLING, Joanie, 89, GLEN
17	2:32.68	714	OCULAVDEC	DESHARNAS, Karine, 89, RCA
18	2:33.05	710	NSAGMAR	DONNELLY, Stephanie, 89, DCSC
19	2:33.10	709	ONAGMAR	OKE, Katelyn, 89, LAC
20	2:33.19	709	BCUBCDOCT	LAVIGNA, Lauren, 89, GATOR

50 m Breaststroke

1	34.91	810	ONEJRNITFEB	KIERSTEAD, Morgan, 89, AQUA
2	35.81	768	OCPCSCDEC	NEASMITH, Alicia, 89, PCSC
3	35.89	763	OCNSHDEC	BAKTER, Penny, 89, NKB
4	35.91	765	ABAGMAR	MORNINGSTAR, Erica, 89, CP
5	36.26	750	ABAGMAR	HAHTO, Tara, 89, CASC
6	36.41	743	OCULAVDEC	NGUYEN, Kim, 88, DDO
7	36.95	720	OCAGMAR	LONG, Nadia, 89, DDO
8	37.02	717	OCULAVNOV	BONSAAT, Claudia, 88, EXCEL
9	37.24	708	ONNYACDEC	BOUDREAU, Megan, 89, DYNAL
10	37.27	707	OCULAVDEC	KEITH, Veronika, 89, RCA
11	37.28	706	ONNYACDEC	BUENBRAZO, Patricia, 88, ESWIM
12	37.31	705	OCSTEFOMAR	MCKINNON, Sabrina, 89, CNCB
13	37.36	703	OCAGMAR	TREMBLAY, Katherine, 90, SAMAK
14	37.43	700	ONNYACDEC	NOLAN, Caitlin, 89, CHAMP
15	37.61	693	OCULAVNOV	LANE, Andrea, 89, USJC
16	37.74	687	OCULAVNOV	PLANTIE, Myriam, 89, EXCEL
17	37.80	685	ABAGMAR	ACHTYMICHUK, Britlany, 89, ALB
18	37.80	685	OCPCSCDEC	GARDNER, Jennifer, 89, UBDC
19	38.02	676	MBSKSCFEB	CRONKETT, Leah, 89, TPRR
20	38.05	675	ONNYACDEC	LAWRENCE, Jy, 89, NSA

100 m Breaststroke

1	1:15.93	784	ONNYACDEC	KIERSTEAD, Morgan, 89, AQUA
2	1:17.71	748	ONAGMAR	O'CONNOR, Elisha E, 89, NSA
3	1:18.29	736	ABAGMAR	MORNINGSTAR, Erica, 89, CP
4	1:18.46	733	BSCSMAR	CREPJNKA, Jessica, 89, PSW
5	1:18.78	726	BSCSMAR	WERRY, Andrea, 89, SPART
6	1:19.17	719	ABAGMAR	HAHTO, Tara, 89, CASC
7	1:19.63	710	ONMSSACNOV	LANE, Andrea, 89, USJC
8	1:19.72	708	ONAGMAR	DICLEMENTE, Sabrina, 89, NYAC
9	1:19.80	706	BCVANISJAN	SUTTON, Kathryn, 89, IS
10	1:20.36	695	BSCSMAR	CHAPMAN, Kelsey, 89, PGB
11	1:20.38	695	BSCSMAR	VANCE-GRIMARD, Danica, 89, HYACK
12	1:20.45	694	BCKSCDEC	MISKA, Stefanie, 88, IS
13	1:20.45	694	ONAGMAR	NOLAN, Caitlin, 89, CHAMP
14	1:20.67	689	ONDTMAPR	STITSKI, Monika, 90, ESWIM
15	1:20.78	687	ONAGMAR	DE PALEZIEUX, Brianna, 89, NKB
16	1:20.84	686	SKGOLDCT	KENKE, Lisa, 88, GOLD
17	1:20.97	684	ONDTMAPR	EMERY, Erin, 89, NSA
18	1:21.41	675	MBPWINOV	THOMPSON, Melanie, 89, USJC
19	1:21.47	674	ONAGMAR	BOUDREAU, Megan, 89, DYNAL
20	1:21.51	673	MBSKSCFEB	CRONKETT, Leah, 89, TPRR

200 m Breaststroke

1	2:42.25	794	ONEJRNITFEB	KIERSTEAD, Morgan, 89, AQUA
2	2:45.78	760	OCPCSCDEC	NEASMITH, Alicia, 89, PCSC
3	2:47.90	740	BSCSMAR	CREPJNKA, Jessica, 89, PSW
4	2:48.12	738	ONDTMAPR	STITSKI, Monika, 90, ESWIM
5	2:48.18	737	ABAGMAR	HAHTO, Tara, 89, CASC

TOP AGE GROUP TIMES

Rankings for the period
October 1, 2001 to April 30, 2002
Compiled by SWIMNEWS
For additional rankings www.swimnews.com

2002 SHORT COURSE TAG®

BOYS 12 Years of Age

50 m Freestyle

1	26.97	642	NSAGMAR	PYLE, Marc, 89, WTSC
2	27.22	628	OCAGMAR	FRANCIS, Charles, 89, ENC
3	27.25	626	OCULAVDEC	CYR-CORMIER, Claude-Jul, 89, LSNR
4	27.32	622	BCSCMAR	WOODLDRIDGE, Glen, 89, WLBFC
5	27.54	611	OCAGMAR	BENOIT, Marc-Andre, 90, CNSH
6	27.83	595	ONAGMAR	KWOK, Kevin, 89, RHAC
7	27.86	594	ONBRANTNOV	ZIEBA, Ricky, 88, PCSC
8	27.94	590	OND2TMAPR	JOLETTE, Philippe, 89, TMSC
9	27.98	588	ABEKSCBOCT	DEMCHUK, Nathan, 88, EKSC
10	27.99	587	MBSKSCFEB	BERRNS, Nick, 89, LASER
11	28.04	585	OCCAMOOCCT	AMANDYKOV, Askar, 88, LSCDN
12	28.07	583	MBSKSCFEB	RICHTER, Brett, 89, ROD
13	28.19	577	ONETBOCT	CUCH, Patrick, 88, ESWIM
14	28.27	573	OCAGMAR	OCHIAI, Jason, 89, DDO
15	28.33	570	BCSCMAR	MISKIMAN, Mike, 89, ORCA
16	28.39	567	ABEKSCJAN	CULLY, Mason, 89, LEDUC
17	28.45	564	OCSTEFOMAR	GAGNON, Guillaume, 89, CNCB
18	28.46	563	ONNYACDEC	THRALL, Sam, 88, OAK
19	28.49	562	ONMSSACNOV	CURTIS, Harrison, 88, TSC
20	28.51	561	ABEKSCJAN	CHAN, Matthew, 89, STSC

100 m Freestyle

1	58.93	655	NSAGMAR	PYLE, Marc, 89, WTSC
2	59.82	632	ONAGMAR	KWOK, Kevin, 89, RHAC
3	59.84	631	OCAGMAR	GILLICH, Kyle, 89, KISU
4	1:00.28	621	ONAGMAR	BARTON, Jacob, 89, GO
5	1:00.64	612	ONETBOCT	CUCH, Patrick, 88, ESWIM
6	1:00.85	607	MBSKSCFEB	BERRNS, Nick, 89, LASER
7	1:00.98	604	BCUCBDOCT	TEO, Johnson, 88, UBDC
8	1:01.07	602	ONNOWOPR	JOHN, Jacob, 89, TBT
9	1:01.13	600	ONNYACDEC	THRALL, Sam, 88, OAK
10	1:01.62	589	OND2TMAPR	JOLETTE, Philippe, 89, TMSC
11	1:01.78	585	ONESWIMJAN	KWONG, Calvin, 89, NYAC
12	1:01.89	582	ABUCSCOCT	BERG, Sam, 89, RDSCS
13	1:01.92	582	ONMSSACNOV	CURTIS, Harrison, 88, TSC
14	1:02.19	575	ABAGMAR	MICHE, Chad, 89, CASG
15	1:02.27	574	NBSFCFEB	VON WALDOW, Karl, 89, CVAC
16	1:02.41	570	ONAGMAR	VAUGHAN, Parker, 89, DCSC
17	1:02.68	564	NSAGMAR	VAUGHAN, Parker, 89, DCSC
18	1:02.68	564	ABAGMAR	TANNINE, Christopher, 89, EKSC
19	1:02.81	561	ONESWIMJAN	LAPORTE, Doug, 89, COBRA
20	1:02.86	560	ABEKSCJAN	CULLY, Mason, 89, LEDUC

200 m Freestyle

1	2:08.82	665	OCULAVNOV	BLOUIN, Jonathan, 88, CSO
2	2:09.37	659	NSAGMAR	PYLE, Marc, 89, WTSC
3	2:10.71	643	MBSKSCFEB	BERRNS, Nick, 89, LASER
4	2:11.98	629	OCULAVNOV	ROY, Vincent, 88, HIPPO
5	2:12.05	628	BCSCMAR	GILLICH, Kyle, 89, KISU
6	2:12.53	623	OCAGMAR	GAGNON, Guillaume, 89, CNCB
7	2:12.55	622	ONMSSACNOV	CURTIS, Harrison, 88, TSC
8	2:13.38	613	ONETBOCT	CUCH, Patrick, 88, ESWIM
9	2:13.62	611	ONAGMAR	KWOK, Kevin, 89, RHAC
10	2:13.77	609	SAMAKJAN	FRANCIS, Charles, 89, ENC
11	2:13.81	608	NBSFCFEB	VON WALDOW, Karl, 89, CVAC
12	2:14.10	605	ABAGMAR	VANDERVEN, Evan, 89, CASG
13	2:14.52	601	ONAGMAR	BAILEY, Cameron, 89, HWAC
14	2:14.76	598	OCAGMAR	OCHIAI, Jason, 89, DDO
15	2:15.10	594	ONNYACDEC	GRIFFITHS, Alex, 89, PICK
16	2:15.11	594	OCDDOJAN	BRISSON, Erik, 89, DDO
17	2:15.28	593	OCAGMAR	RINALDI, Christopher, 90, CAMO
18	2:15.33	592	ONESWIMJAN	ROSS, Daniel, 89, NYAC
19	2:16.08	584	ONOKAJAN	JANIK, Matthew, 89, MSSAC
20	2:16.19	583	OND2TMAPR	GIBSON, Grant, 89, OSAC

400 m Freestyle

1	4:36.56	643	OCULAVNOV	BLOUIN, Jonathan, 88, CSO
2	4:37.05	640	BCSCMAR	GILLICH, Kyle, 89, KISU
3	4:39.09	629	MBSKSCFEB	BERRNS, Nick, 89, LASER
4	4:39.47	627	OND2TMAPR	JOLETTE, Philippe, 89, TMSC
5	4:40.56	621	OND2TMAPR	BAILEY, Cameron, 89, HWAC
6	4:40.86	620	NBSFCFEB	VON WALDOW, Karl, 89, CVAC
7	4:42.59	611	ONNYACDEC	CURTIS, Harrison, 88, TSC
8	4:42.66	610	OCDDOJAN	BRISSON, Erik, 89, DDO
9	4:42.78	610	BCISCPUNOV	COCHRANE, Ryan, 88, IS
10	4:43.01	609	BCHYACKNOV	DOWLING, Patrick, 88, HYACK
11	4:44.52	601	BCHYACKNOV	ELEZOVIC, Luka, 88, HYACK
12	4:44.59	601	BCSCMAR	LOCKHART, Sandy, 89, UBDC
13	4:44.61	601	ONCTFEB	ROSS, Daniel, 89, NYAC
14	4:45.88	594	OND2TMAPR	SUMMERHAYES, Zach, 89, RISC
15	4:45.94	594	OCAGMAR	RINALDI, Christopher, 90, CAMO
16	4:45.95	594	BCSCMAR	MANOJLOVIC, KOLARSKI, Mirko, 89, UBDC
17	4:48.43	581	OCULAVNOV	ROY, Vincent, 88, HIPPO
18	4:50.18	573	OCCPCSDCEC	RIEHL, Steven, 89, PCSC
19	4:50.19	573	OCCPCSDCEC	GELTMAN, Kyr, 89, UBDC
20	4:50.77	570	BCKCSDEC	HATVERSON, A J, 89, BRSA

1500 m Freestyle

1	17:44.85	695	OCULAVNOV	BLOUIN, Jonathan, 88, CSO
2	18:23.55	641	BCKCSDEC	GILLICH, Kyle, 89, KISU
3	18:31.79	630	ONOKAJAN	JANIK, Matthew, 89, MSSAC
4	18:32.09	629	BCISCPUNOV	COCHRANE, Ryan, 88, IS
5	18:33.53	627	ONAGMAR	BAILEY, Cameron, 89, HWAC
6	18:35.94	624	BCSCMAR	LOCKHART, Sandy, 89, UBDC
7	18:37.68	622	OCSTEFOMAR	RINALDI, Christopher, 90, CAMO
8	18:46.13	611	BCISCPUNOV	BUNA, Ryan, 88, IS
9	18:46.68	610	OCAGMAR	ALIE, Julien, 90, DDO
10	18:46.86	610	ABAGMAR	DICK, Stephen, 89, RDSCS
11	18:53.88	601	ONNOWOPR	JOHN, Jacob, 89, TBT
12	19:00.90	592	MBSKSCFEB	RICHTER, Brett, 89, ROD
13	19:02.53	590	OCULAVDEC	GAGNON, Guillaume, 89, CNCB
14	19:03.22	589	BCSCMAR	GELTMAN, Kyr, 89, UBDC
15	19:05.34	586	ONOKAJAN	THOMPSON, Alex, 89, OAK
16	19:07.41	584	ABAGMAR	TANNINE, Christopher, 89, EKSC
17	19:07.74	583	ONAGMAR	MURZENKO, Oleg, 89, ESWIM
18	19:08.09	583	OND2TMAPR	WILLIS, Alexander, 89, GO
19	19:09.11	581	OCSTEFOMAR	MANOJLOVIC, KOLARSKI, Mirko, 89, UBDC
20	19:12.75	577	OCCPCSDCEC	TATIGIAN, Michael, 89, PCSC

50 m Backstroke

1	30.90	607	OCULAVNOV	BLOUIN, Jonathan, 88, CSO
2	31.67	572	MBSKSCFEB	RICHTER, Brett, 89, ROD
3	31.82	565	OCAGMAR	FRANCIS, Charles, 89, ENC
4	31.83	565	OCAGMAR	BENOIT, Marc-Andre, 90, CNSH
5	32.05	555	OCCAMOOCCT	AMANDYKOV, Askar, 88, LSCDN
6	32.08	554	ABAGMAR	VANDERVEN, Evan, 89, CASG
7	32.17	550	OCULAVDEC	CYR-CORMIER, Claude-Jul, 89, LSNR
8	32.71	527	ONNYACDEC	PYLE, Marc, 89, WTSC
9	32.72	527	OCCAMOOCCT	LOIGNON, Gabriel, 88, CNNG
10	32.73	526	ONNYACDEC	MIAZGA, Colin, 89, GOLD
11	33.15	510	MBSKSCFEB	RENIE, Eric, 89, SPSC
12	33.28	504	ONEOSAFEB	HARLEY, Jeremy, 89, NKB

13	33.36	501	ONNYACDEC	CURTIS, Harrison, 88, TSC
14	33.42	499	OCAGMAR	MARCHAND, Anthony, 89, MEGO
15	33.50	496	SAMAKJAN	LAMOTHE, Guillaume, 89, CNNG
16	33.60	492	ABAGMAR	HEINE, Gordon, 89, EXST
17	33.60	492	OCCAMOOCCT	DOUCET, Joel, 88, CAMO
18	33.60	492	MBSKSCFEB	THOMSON, Jim, 89, CASG
19	33.60	492	CNMNLAN	LEROUX, Frederic, 89, CNTR
20	33.64	491	OCAGMAR	PELELE, Cedric-Dan, 90, PCSC

100 m Backstroke

1	1:06.50	614	ONBRANTNOV	ZIEBA, Ricky, 88, PCSC
2	1:06.91	605	OND1TMAPR	LEE, Jimmy, 90, WAC
3	1:07.46	593	OND3TMAPR	ZELZER, Zack, 89, WAD
4	1:08.26	576	BCKCSDEC	KIMAK, Sean, 89, BRSA
5	1:08.28	575	OND1TMAPR	HALL, Andrew, 89, CHAMP
6	1:08.41	573	ABAGMAR	VANDERVEN, Evan, 89, CASG
7	1:09.09	559	ONAGMAR	BARTON, Jacob, 89, SWAT
8	1:09.55	550	ONNYACDEC	PYLE, Marc, 89, WTSC
9	1:09.61	548	OND1TMAPR	HARLEY, Jeremy, 89, NKB
10	1:10.09	539	BCSCMAR	LOCKHART, Sandy, 89, UBDC
11	1:10.32	535	ONAGMAR	KWOK, Kevin, 89, RHAC
12	1:10.58	530	MBPWINOV	RICHTER, Brett, 89, ROD
13	1:10.67	528	NFTMMAR	MURPHY, Steven, 89, CBS
14	1:10.88	524	ONHWACOCT	LANGLOIS, Daniel, 88, SCAR
15	1:10.92	523	ONETBOCT	CUCH, Patrick, 88, ESWIM
16	1:11.12	519	OND2TMAPR	JOLETTE, Philippe, 89, TMSC
17	1:11.25	517	OND1TMAPR	GROERER, Conor, 90, ROW
18	1:11.41	514	MBSKSCFEB	MAZGA, Colin, 89, GOLD
19	1:11.43	514	ONBRANTNOV	CUMMINGS, Cam, 88, OAK
20	1:11.64	510	OND1TMAPR	GORDON, Ben, 89, BTSC

200 m Backstroke

1	2:21.42	651	OCULAVNOV	BLOUIN, Jonathan, 88, CSO
2	2:23.46	629	OCAGMAR	FRANCIS, Charles, 89, ENC
3	2:25.40	609	OND1TMAPR	LEE, Jimmy, 90, WAC
4	2:25.72	606	ONNYACDEC	CURTIS, Harrison, 88, TSC
5	2:26.34	600	ONBRANTNOV	ZIEBA, Ricky, 88, PCSC
6	2:27.78	586	BCKCSDEC	KIMAK, Sean, 89, BRSA
7	2:29.27	571	ONNYACDEC	PYLE, Marc, 89, WTSC
8	2:29.45	570	MBSKSCFEB	RICHTER, Brett, 89, ROD
9	2:29.55	569	MBPWINOV	FUMERTON, Bryan, 89, USC
10	2:30.04	564	ONNYACDEC	FRANCIS, Charles, 89, ENC
11	2:30.24	562	ONAGMAR	BARTON, Jacob, 89, GO
12	2:30.31	562	BCSCMAR	LOCKHART, Sandy, 89, UBDC
13	2:30.33	561	BCISCPUNOV	COCHRANE, Ryan, 88, IS
14	2:30.59	559	ONAGMAR	GROERER, Conor, 90, ROW
15	2:30.73	558	OCULAVDEC	GAGNON, Guillaume, 89, CNCB
16	2:30.78	557	ONBRANTNOV	CUMMINGS, Cam, 88, OAK
17	2:31.40	552	ABEKSCJAN	CHAN, Matthew, 89, STSC
18	2:31.62	550	ONHWACOCT	LANGLOIS, Daniel, 88, SCAR
19	2:31.87	547	OND1TMAPR	HALL, Andrew, 89, CHAMP
20	2:31.90	547	OND3TMAPR	ZELZER, Zack, 89, WAD

50 m Breaststroke

1	34.87	606	OCCAMOOCCT	BRISSON, Erik, 89, DDO
2	34.94	603	OCCMOOCCT	FRANCIS, Charles, 89, ENC
3	35.35	586	GAGNON, Guillaume, 89, CNCB	PYLE, Marc, 89, WTSC
4	35.38	585	ONNYACDEC	PYLE, Marc, 89, WTSC
5	36.14	555	SAMAKJAN	DE WILDE, Justin, 89, HIPPO
6	36.21	552	OCCAMOOCCT	DOUCET, Joel, 88, CAMO
7	36.25	550	ONNYACDEC	ABARA, Uko, 89, RHAC
8	36.50	541	NBNSDEC	DUMONT, Max, 89, NES
9	36.51	541	ABSFEB	LIU, Yi, 90, NYAC
10	36.66	535	OCULAVDEC	CYR-CORMIER, Claude-Jul, 89, LSNR
11	36.67	535	ABEKSCBOCT	NG, Michael, 88, EKSC
12	36.80	530	OCCAMOOCCT	GENEREU, Pierre-Louis, 89, CNTR
13	36.83	529	ABAGMAR	PODJARKOWSKI, Adrian, 89, EKSC
14	36.91	526	OCCAMOOCCT	LOIGNON, Gabriel, 88, CNNG
15	36.91	526	ONCTFEB	ROSS, Daniel, 89, NYAC
16	37.15	514	OCDDOJAN	OCHIAI, Jason, 89, DDO
17	37.15	511	ONETBOCT	YEE, Jason, 88, NEW
18	37.42	508	OCAGMAR	BENOIT, Marc-Andre, 90, CNSH
19	37.51	505	ABAGMAR	ZWICKER, John, 89, NCSA
20	37.55	503	OCCAMOOCCT	ROBICHAUD, Simon, 88, CNHR

100 m Breaststroke

1	1:12.07	687	NSAGMAR	PYLE, Marc, 89, WTSC
2	1:12.12	644	ONNYACDEC	YEE, Jason, 88, NEW
3	1:13.34	620	ONCTFEB	LEUNG, Eric, 89, RHAC
4	1:17.08	586	ONAGMAR	WOODHALL, Derek, 90, ROW
5	1:18.01	569	ONAGMAR	WANG, Benjamin, 89, RHAC
6	1:19.20	548	ONAGMAR	RUDOLPH, Evan, 89, COBRA
7	1:19.24	547	ONCTFEB	LOUCISE, Jordan, 89, RHAC
8	1:19.45	544	OND1TMAPR	HALL, Andrew, 89, CHAMP
9	1:19.71	539	ONAGMAR	SUMMERHAYES, Zach, 89, RISC
10	1:19.93	536	ONAGMAR	PIKE, Luka, 89, OAK
11	1:20.12	532	ABSFEB	CHU, Yung, 89, LEDUC
12	1:20.20	531	ONMAGJAN	COLLING, Alex, 89, TSC
13	1:20.22	531	ONAGMAR	SHOUST, Nicholas, 89, SSMAC
14	1:20.25	530	ONMSSACNOV	COLLINS, Alex, 89, TSC
15	1:20.25	530	NBNSDEC	DUMONT, Max, 89, NES
16	1:20.44	527	BCSCMAR	MANOJLOVIC, KOLARSKI, Mirko, 89, UBDC
17	1:20.46	526	ONBRANTNOV	JANKOWSKI, Andrew, 89, COBRA
18	1:20.47	526	ONAGMAR	SWAIL, Jordan, 89, WAC
19	1:20.73			

TOP AGE GROUP TIMES

Rankings for the period
October 1, 2001 to April 30, 2002
Compiled by SWIMNEWS
For additional rankings www.swimnews.com

2002 SHORT COURSE TAG®

GIRLS 13 Years of Age

50 m Freestyle

1	27.11	841	OCCUPJIAN	MITCHELL, Seanna, 88, NKB
2	27.35	827	ONBRANTNOV	KUMENTAS, Nadia, 87, WD
3	27.49	819	ONEJRNTEFB	BUCKLAND, Brooke, 89, WTSC
4	27.52	817	BSCSMAR	REIMER, Brittany, 88, SKSC
5	27.68	808	ONAGMAR	MCADAM, Nadine, 88, TSC
6	27.83	800	ABAGMAR	SYMES, Katerina, 88, EKSC
7	27.93	794	BSCSMAR	BEATON, Erica, 88, HYACK
8	28.03	788	OCCNSHDEC	RICH, Whitney, 88, LAC
9	28.06	787	BCWJRNTEFB	JONES, Mackenzie, 89, CASC
10	28.12	783	OCCNSHDEC	LAU, Jessica, 88, SCAR
11	28.21	778	ABAGMAR	WARDLE, Jessi, 88, CASC
12	28.23	777	ONBRANTNOV	CHOW, Alice, 88, PCSC
13	28.37	769	ONAGMAR	REILLY, Caitlin, 88, UPCAN
14	28.38	769	BSCSMAR	POLLARD, Stephanie, 88, IS
15	28.42	766	OCCNSHDEC	DE LAROCHELIERE, Elianne, 88, ULAV
16	28.48	763	SKGOLDCT	KABESH, Kim, 87, STSC
17	28.51	761	ABAGMAR	WOLSTENHOLME, Moira, 88, UCSC
18	28.55	759	OCCNSHDEC	NGUYEN, Celia, 88, DDO
19	28.57	758	ABUCSCJAN	TYLER, Jillian, 88, CASC
20	28.60	757	MBSKSCFEB	MACQUARRIE, Lauren, 88, ROD

100 m Freestyle

1	59.02	840	ONSRDEC	MITCHELL, Seanna, 88, NKB
2	59.18	836	BSCSMAR	REIMER, Brittany, 88, SKSC
3	59.65	820	ONBRANTNOV	KUMENTAS, Nadia, 87, WD
4	59.73	822	ONAGMAR	MCADAM, Nadine, 88, TSC
5	59.89	817	BSCSMAR	BEATON, Erica, 88, HYACK
6	1:00.05	813	ABAGMAR	SYMES, Katerina, 88, EKSC
7	1:00.22	809	ABAGMAR	JONES, Mackenzie, 89, CASC
8	1:00.34	806	BCWJRNTEFB	POLLARD, Stephanie, 88, IS
9	1:00.37	805	BSCSMAR	BEAUDRY, Maya, 88, UBDC
10	1:00.57	800	NSHTACJAN	BUCKLAND, Brooke, 89, WTSC
11	1:01.03	798	ONAGMAR	PHEE, Sarah, 88, GO
12	1:01.49	776	ONCUPNOV	MACLEOD, Jamie, 87, ESWIM
13	1:01.68	771	ONBRANTNOV	CHOW, Alice, 88, PCSC
14	1:01.75	769	ONEOSAFEB	REILLY, Caitlin, 88, UPCAN
15	1:01.79	768	ONNYACDEC	LAU, Jessica, 88, SCAR
16	1:01.85	767	BSCSMAR	WARDLE, Jessi, 88, CASC
17	1:02.08	761	ABAGMAR	MULLINS, Jillian, 88, FMSC
18	1:02.08	761	ONNYACDEC	MORRISON, Jacqueline, 88, NYAC
19	1:02.13	759	ABAGMAR	STILLING, Joanie, 89, GLEN
20	1:02.21	757	ONAGMAR	CHOLYK, Stephanie, 89, NEW

200 m Freestyle

1	2:05.89	874	BSCSMAR	REIMER, Brittany, 88, SKSC
2	2:09.68	828	BSCSMAR	BEAUDRY, Maya, 88, UBDC
3	2:09.95	824	ONNYACDEC	JELLEN, Jody, 87, ESWIM
4	2:10.27	820	OCCNSHDEC	JOHNSON, Kathryn, 88, UBDC
5	2:10.91	813	BSCSMAR	POLLARD, Stephanie, 88, IS
6	2:11.08	811	ONSRDEC	MITCHELL, Seanna, 88, NKB
7	2:12.01	800	ONAGMAR	PHEE, Sarah, 88, GO
8	2:12.33	796	ONAGMAR	PITTMAN, Kaitlyn, 88, GO
9	2:12.43	795	ONBRANTNOV	KUMENTAS, Nadia, 87, WD
10	2:12.93	789	ONOAKJAN	HINSON, Adriana, 88, TAT
11	2:12.97	788	ONNYACDEC	MCADAM, Nadine, 88, TSC
12	2:12.99	788	BSCSMAR	BEATON, Erica, 88, HYACK
13	2:13.41	783	OCCNSHDEC	LAU, Jessica, 88, SCAR
14	2:13.43	783	ABAGMAR	STILLING, Joanie, 89, GLEN
15	2:13.53	781	NSAGMAR	BUCKLAND, Brooke, 89, WTSC
16	2:13.64	780	BSCSMAR	LAVIGNA, Lauren, 89, GATOR
17	2:13.88	777	ABAGMAR	JONES, Mackenzie, 89, CASC
18	2:14.28	773	MBSKSCFEB	TRAA, Hailee, 88, MANTA
19	2:14.42	771	BCWJRNTEFB	STILLING, Joanie, 88, BRSA
20	2:14.46	770	ONEOSAFEB	OBAS, Katrina, 88, NKB

400 m Freestyle

1	4:18.53	907	BCWJRNTEFB	REIMER, Brittany, 88, SKSC
2	4:29.03	846	BCWJRNTEFB	JOHNSON, Kathryn, 88, UBDC
3	4:32.44	826	BCWJRNTEFB	LAVIGNA, Lauren, 89, GATOR
4	4:33.03	822	BSCSMAR	BEAUDRY, Maya, 88, UBDC
5	4:34.22	816	BSCSMAR	POLLARD, Stephanie, 88, IS
6	4:35.88	806	ONNYACDEC	JELLEN, Jody, 87, ESWIM
7	4:36.36	803	ONDTMAPR	MCADAM, Nadine, 88, TSC
8	4:38.08	794	ONDTMAPR	HINSON, Adriana, 88, TAT
9	4:38.75	790	BCVANISJAN	MAYZES, Sarah, 88, IS
10	4:39.97	783	ABAGMAR	YOUNG, Glenn, 88, FMSC
11	4:40.39	781	MBPWINOV	TRAA, Hailee, 88, MANTA
12	4:40.61	779	ONCUPNOV	MACLEOD, Jamie, 87, ESWIM
13	4:40.65	779	ONKBJAN	MITCHELL, Seanna, 88, NKB
14	4:40.68	779	ONAGMAR	LOW, Kristen, 88, MSSAC
15	4:42.13	771	ABAGMAR	JONES, Mackenzie, 89, CASC
16	4:42.49	769	ABAGMAR	STILLING, Joanie, 89, GLEN
17	4:42.50	769	ONAGMAR	PHEE, Sarah, 88, GO
18	4:43.87	761	ONCUPNOV	LAU, Jessica, 88, SCAR
19	4:44.17	759	ONMSSACNOV	ROMANO, Katie, 88, MSSAC
20	4:44.29	759	ONAGMAR	OBAS, Katrina, 88, NKB

800 m Freestyle

1	8:49.63	910	BCWJRNTEFB	REIMER, Brittany, 88, SKSC
2	9:09.09	855	BSCSMAR	JOHNSON, Kathryn, 88, UBDC
3	9:18.84	827	BCWJRNTEFB	LAVIGNA, Lauren, 89, GATOR
4	9:20.33	823	BCVANISJAN	POLLARD, Stephanie, 88, IS
5	9:22.91	816	ONMSSACNOV	JELLEN, Jody, 87, ESWIM
6	9:30.10	796	BCWJRNTEFB	TRAA, Hailee, 88, MANTA
7	9:32.93	788	ONEJRNTEFB	HINSON, Adriana, 88, TAT
8	9:33.03	788	BCWJRNTEFB	MAYZES, Sarah, 88, IS
9	9:33.49	787	ONAGMAR	OBAS, Katrina, 88, NKB
10	9:41.41	765	BSCSMAR	SCHMUCK, Annika, 88, PSW
11	9:42.15	763	MBSKSCFEB	YOUNG, Glenn, 88, FMSC
12	9:42.69	762	ONOAKJAN	ROMANO, Katie, 88, MSSAC
13	9:42.76	761	BSCSMAR	ROTH, Hollis, 88, IS
14	9:43.42	760	BSCSMAR	SUTTON, Kathryn, 89, IS
15	9:44.89	756	ONNYACJAN	JELLIE, Emiley, 88, ROW
16	9:47.47	749	ONAGMAR	LOW, Kristen, 88, MSSAC
17	9:49.47	743	OCCAGMAR	NADEAU, Ariane, 88, REG
18	9:49.52	743	OCCAGMAR	DUPUIS, Cheryl, 88, CNCB
19	9:49.16	743	ONAGMAR	WARDLE, Paige, 88, SCAR
20	9:50.65	740	OCCNSHDEC	MITCHELL, Seanna, 88, NKB

50 m Backstroke

1	30.11	863	ONEJRNTEFB	BUCKLAND, Brooke, 89, WTSC
2	31.53	791	INTJRSDEC	REIMER, Brittany, 88, UCSCA
3	32.10	763	ABAGMAR	SYMES, Katerina, 88, EKSC
4	32.12	762	ABAGMAR	MULLINS, Jillian, 88, FMSC
5	32.12	762	ABUCSCJAN	TYLER, Jillian, 88, CASC
6	32.21	757	OCCAGMAR	PLANTE, Myriam, 89, EXCEL
7	32.23	756	OCCULAVDEC	NGUYEN, Celia, 88, DDO
8	32.31	752	ONNYACDEC	SADLER, Christin, 87, MAC
9	32.43	747	SKGOLDCT	KABESH, Kim, 87, STSC
10	32.47	745	ABAGMAR	BUCKZOWSKI, Whitney, 88, KSC
11	32.51	743	ABEKSOCBOCT	HOEKSTRA, Mallory, 87, EKSC

100 m Backstroke

1	1:04.33	863	ONEJRNTEFB	BUCKLAND, Brooke, 89, WTSC
2	1:06.77	805	INTJRSDEC	REIMER, Brittany, 88, UCSCA
3	1:08.26	770	SKGOLDCT	HOEKSTRA, Mallory, 87, EKSC
4	1:08.58	763	BSCSMAR	POLLARD, Stephanie, 88, IS
5	1:08.58	763	BSCSMAR	POLLARD, Stephanie, 88, IS
6	1:08.66	761	BCKSDDEC	STILLING, Joanie, 88, BRSA
7	1:08.69	760	ONNYACDEC	SADLER, Christin, 87, MAC
8	1:08.73	760	ONAGMAR	TAN, Victoria, 88, WAC
9	1:08.79	758	BCKSDDEC	KOTLOWSKI, Katie, 88, PSW
10	1:09.13	750	ONNKBJAN	MITCHELL, Seanna, 88, NKB
11	1:09.43	744	BCVANISJAN	HUTTON, Shira, 88, NRST
12	1:09.56	741	ABAGMAR	TYLER, Jillian, 88, CASC
13	1:09.84	734	ONAGMAR	REILLY, Caitlin, 88, UPCAN
14	1:09.92	732	ONDTMAPR	LYNCH, Sarah, 89, TRENT
15	1:10.01	730	ABAGMAR	BUCKZOWSKI, Whitney, 88, KSC
16	1:10.03	730	BSCSMAR	JOHNSON, Kathryn, 88, UBDC
17	1:10.07	729	ONESWIMJAN	COX, Kristen, 88, ESWIM
18	1:10.10	728	ONAGMAR	BUNBRAZO, Patricia, 88, ESWIM
19	1:10.11	728	ONCTLEFB	SANGSTER, Stephanie, 88, NEW
20	1:10.20	726	ONAGMAR	PITTMAN, Kaitlyn, 88, GO

200 m Backstroke

1	2:19.35	857	BSCSMAR	REIMER, Brittany, 88, SKSC
2	2:19.97	850	ONEJRNTEFB	BUCKLAND, Brooke, 89, WTSC
3	2:23.62	810	BCKSDDEC	KOTLOWSKI, Katie, 88, PSW
4	2:23.97	806	SKGOLDCT	HOEKSTRA, Mallory, 87, EKSC
5	2:24.20	804	ONNYACDEC	SADLER, Christin, 87, MAC
6	2:25.67	788	BCWJRNTEFB	LAVIGNA, Lauren, 89, GATOR
7	2:25.71	787	BSCSMAR	POLLARD, Stephanie, 88, IS
8	2:25.76	787	BCKSDDEC	STILLING, Joanie, 88, BRSA
9	2:26.20	781	BCWJRNTEFB	JOHNSON, Kathryn, 88, UBDC
10	2:27.99	763	ONNYACDEC	JELLEN, Jody, 87, ESWIM
11	2:28.81	754	OCCSTEFOMAR	DESHARNAIS, Karine, 89, RCA
12	2:29.18	750	ONAGMAR	TAN, Victoria, 88, WAC
13	2:29.20	750	ONDTMAPR	PERCY, Meghann, 89, WAC
14	2:29.30	749	ONAGMAR	BUNBRAZO, Patricia, 88, ESWIM
15	2:29.80	744	ABAGMAR	WINGERTER, Shara, 88, EXST
16	2:30.00	742	ONMSSACNOV	COX, Kristen, 88, ESWIM
17	2:30.09	741	BCKSDDEC	GILLIESPIE, Lauren, 88, EXST
18	2:30.26	739	ONESWIMJAN	RICH, Whitney, 88, LAC
19	2:30.28	739	OCCSTEFOMAR	PLANTE, Myriam, 89, EXCEL

50 m Breaststroke

1	34.52	827	ONCUPNOV	RICH, Whitney, 88, LAC
2	35.67	803	OCCAGMAR	BONSANT, Claudia, 88, EXCEL
3	35.10	801	ONEJRNTEFB	WALKER, Lauren, 88, OSC
4	35.24	795	ABAGMAR	WALKER, Lauren, 88, OSC
5	35.64	777	ONEJRNTEFB	CREVIER, Genevieve, 88, CNHR
6	35.64	777	ONEJRNTEFB	CHAN, Rachel, 88, TO
7	35.82	769	BCWJRNTEFB	MACLEOD, Donna, 88, EKSC
8	35.83	769	ONEJRNTEFB	NEASMITH, Alicia, 89, PCSC
9	35.87	767	BCWJRNTEFB	PIERSE, Hanna, 88, EKSC
10	35.88	767	OCCAGMAR	TREMBLAY, Mireille, 88, CNCB
11	36.02	760	ONEJRNTEFB	PLATA, Jessica, 88, OAK
12	36.41	743	OCCNSHDEC	CHOW, Alice, 88, PCSC
13	36.43	743	ONNYACDEC	HINSON, Adriana, 88, TAT
14	36.44	742	OCCULAVDEC	CHARRON, Maxime, 88, SL
15	36.49	740	ONAGMAR	OBAS, Katrina, 88, NKB
16	36.76	728	OCCAGMAR	NGUYEN, Kim, 88, DDO
17	36.86	724	ONEJRNTEFB	MCADAM, Nadine, 88, TSC
18	36.95	720	OCCNSHDEC	BROOKS, Devon, 88, USC
19	36.98	719	MBSKSCFEB	HOLZ, Christine, 88, PASS
20	36.98	719	ONNYACDEC	KELLER, Shawna, 88, CAJ

100 m Breaststroke

1	1:13.98	825	ONESWIMJAN	RICH, Whitney, 88, LAC
2	1:14.18	821	ONAGMAR	OBAS, Katrina, 88, NKB
3	1:14.67	811	ABAGMAR	WALKER, Lauren, 88, OSC
4	1:16.19	779	BCKSDDEC	SYMES, Katerina, 88, EKSC
5	1:16.20	779	ONEJRNTEFB	BONSANT, Claudia, 88, EXCEL
6	1:16.54	772	ONAGMAR	CHAN, Rachel, 88, MSSAC
7	1:16.70	768	ONEJRNTEFB	PLATA, Jessica, 88, OAK
8	1:16.70	768	BCKSDDEC	MACLEOD, Donna, 88, EKSC
9	1:16.88	765	BCWJRNTEFB	PIERSE, Hanna, 88, EKSC
10	1:17.03	762	ONEJRNTEFB	CREVIER, Genevieve, 88, CNHR
11	1:17.11	760	MBSKSCFEB	KENKE, Lisa, 88, GOLD
12	1:17.16	759	ONEJRNTEFB	TREMBLAY, Mireille, 88, CNCB
13	1:17.40	754	ONNYACDEC	HINSON, Adriana, 88, TAT
14	1:17.61	750	BSCSMAR	RICHARDSON, Kaela, 88, VKSC
15	1:17.74	747	ONDTMAPR	MCADAM, Nadine, 88, TSC
16	1:18.12	740	ONEJRNTEFB	NEASMITH, Alicia, 89, PCSC
17	1:18.17	739	ONAGMAR	BAXTER, Penny, 89, NKB
18	1:18.39	734	ONAGMAR	BUNBRAZO, Patricia, 88, ESWIM
19	1:18.41	734	BCVANISJAN	ROTH, Hollis, 88, IS
20	1:18.45	733	ONAGMAR	CURTIS, Vicki, 88, GMAC

200 m Breaststroke

1	2:36.62	849	OCCNSHDEC	RICH, Whitney, 88, LAC
2	2:39.06	825	ONAGMAR	OBAS, Katrina, 88, NKB
3	2:40.54	810	OCCAGMAR	TREMBLAY, Mireille, 88, CNCB
4	2:40.83	807	BCWJRNTEFB	PIERSE, Hanna, 88, EKSC
5	2:41.43	802	OCCAGMAR	BONSANT, Claudia, 88, EXCEL
6	2:42.37	792	ONAGMAR	LAMBERT, Sacha, 88, TSC
7	2:42.52	791	ONAGMAR	CHAN, Rachel, 88, MSSAC
8	2:42.8			

TOP AGE GROUP TIMES

Rankings for the period
October 1, 2001 to April 30, 2002
Compiled by SWIMNEWS
For additional rankings www.swimnews.com

2002 SHORT COURSE TAG®

BOYS 13 Years of Age

50 m Freestyle

1	25.88	705	ONETOBOCT	KURTZER, Mark, 87, NEW
2	25.91	703	ONHRTNFBF	GOW, Ryan, 88, TRENT
3	26.01	697	OCCNSHDEC	BOIS, Mathieu, 88, HIPPO
4	26.02	697	OCCMEGODEC	CHARTRAND, Samuel, 87, ELITE
5	26.09	692	BCKSCSDEC	GRANT, Lee, 88, UCSC
6	26.15	689	BSCSMAR	GROSSMAN, Kurt, 88, PN
7	26.28	681	BSCSMAR	ROUITU, Travis, 88, WLB
8	26.45	671	ABAGMAR	DEMCHUK, Nathan, 88, EKSC
9	26.51	668	BCKSCSDEC	GREENSHIELDS, Joel, 88, RDSCS
10	26.57	664	OCAGMAR	LEBLANC, Pierre-Luc, 88, ELITE
11	26.58	664	NSAGMAR	MACAULAY, Daniel, 88, DCSC
12	26.79	652	SAMAKJAN	BEAUREGARD-GREU, Martin, 88, CNNG
13	26.86	648	BSCSMAR	TAPP, Jake, 88, LOSC
14	26.89	646	OCAGMAR	CYR-CORMIER, Claude-Jul, 89, LSNR
15	26.91	645	ONHURONDEC	BEAUDETTE, Brian, 87, ROC
16	26.92	645	MBSKSCFEB	MOSELEY-WILLIAMS, Aaron, 88, TPRR
17	26.93	644	ONEOSAFEB	AITKEN, Dan, 88, CPWD
18	26.93	644	OCCMEGODEC	MORIN, Alexandre, 88, LAVAL
19	26.94	643	ONAGMAR	DUPUIS, Eric, 88, VEW
20	26.97	642	ABAGMAR	BERG, Sam, 89, RDSCS

100 m Freestyle

1	55.59	745	ONETOBOCT	KURTZER, Mark, 87, NEW
2	56.16	729	OND2TMAPR	GOW, Ryan, 88, TRENT
3	57.09	694	NSAGMAR	MACAULAY, Daniel, 87, ROD
4	57.22	700	ABAGMAR	BOIS, Mathieu, 88, HIPPO
5	57.39	695	ONAGMAR	PRAJOGO, Yonathan, 88, COBRA
6	57.97	680	BCKSCSDEC	GREENSHIELDS, Joel, 88, RDSCS
7	57.98	680	NSAGMAR	MACAULAY, Daniel, 88, DCSC
8	58.34	670	ONAGMAR	AITKEN, Dan, 88, CPWD
9	58.39	669	ONAGMAR	PARKER, Mauro, 88, OAK
10	58.52	665	ONAGMAR	CUCH, Patrick, 88, ESWM
11	58.62	663	BSCSMAR	GROSSMAN, Kurt, 88, PN
12	58.72	660	BCKSCSDEC	GRANT, Lee, 88, UCSC
13	59.06	651	ONAGMAR	MONGERI, David, 88, BROCK
14	59.14	649	BSCSMAR	TAPP, Jake, 88, LOSC
15	59.23	647	ONAGMAR	BOWEN, Peter, 88, GO
16	59.25	647	BSCSMAR	DOWNING, Patrick, 88, HYACK
17	59.37	643	ONNYACDEC	RUBACHA, Steven, 88, MSSAC
18	59.38	643	ONAGMAR	BELEC, Eric, 88, OAK
19	59.51	640	BCKSCSDEC	ARTYM, Kyle, 88, UCSC
20	59.54	639	ONCTLFEB	PARTRIDGE, Tristan, 88, OAK

200 m Freestyle

1	2:02.68	741	ONBROCKOCT	KURTZER, Mark, 87, NEW
2	2:02.93	738	ONAGMAR	GOW, Ryan, 88, TRENT
3	2:03.19	735	ABAGMAR	GREENSHIELDS, Joel, 88, RDSCS
4	2:03.48	731	OCCMEGODEC	CHARTRAND, Samuel, 87, ELITE
5	2:03.56	730	OCAGMAR	BOIS, Mathieu, 88, HIPPO
6	2:04.66	716	ONNYACDEC	MACAULAY, Daniel, 88, EAST
7	2:04.74	715	ONAGMAR	PRAJOGO, Yonathan, 88, COBRA
8	2:05.45	704	ONAGMAR	MONGERI, David, 88, BROCK
9	2:05.45	703	OCAGMAR	LEBLANC, Pierre-Luc, 88, ELITE
10	2:06.07	699	ONAGMAR	BOWEN, Peter, 88, GO
11	2:06.37	695	ONAGMAR	CUCH, Patrick, 88, ESWM
12	2:06.38	695	OCCSTEFOMAR	BLOUIN, Jonathan, 88, CSQ
13	2:06.58	692	OCCULAVDEC	MURRAY, Francois-Pierre, 88, CNDR
14	2:07.12	686	ONOAQJAN	PARKER, Mauro, 88, OAK
15	2:07.62	680	ONAGMAR	CURTIS, Harrison, 88, TSC
16	2:07.96	676	ONNYACDEC	BOUCHARD, Mathieu, 88, AQUA
17	2:07.98	675	SKGOLDOCT	LOVE, Alexander, 87, ROD
18	2:08.63	668	BSCSMAR	WIGGANS, Chris, 88, UBDC
19	2:09.01	663	ONAGMAR	LANGLOIS, Daniel, 88, SCAR
20	2:09.13	662	OCCULAVNOV	LALIBERTE, Renaud, 88, EXCEL

400 m Freestyle

1	4:15.09	769	ONBROCKOCT	KURTZER, Mark, 87, NEW
2	4:17.55	753	BCKSCSDEC	GREENSHIELDS, Joel, 88, RDSCS
3	4:22.44	724	OCCMEGODEC	GOW, Ryan, 88, TRENT
4	4:23.58	717	OCCMEGODEC	LALIBERTE, Renaud, 88, EXCEL
5	4:23.73	716	ONAGMAR	MONGERI, David, 88, BROCK
6	4:25.48	706	OCAGMAR	BLOUIN, Jonathan, 88, CSQ
7	4:27.70	693	BSCSMAR	VERVEY, Matthew, 88, RDSCS
8	4:27.78	692	ONNYACDEC	MACAULAY, Daniel, 88, EAST
9	4:28.74	687	ONESWIMJAN	CUCH, Patrick, 88, ESWM
10	4:29.27	684	ONNYACDEC	PARKER, Mauro, 88, OAK
11	4:29.41	683	BSCSMAR	WIGGANS, Chris, 88, UBDC
12	4:29.46	683	OCCULAVDEC	MURRAY, Francois-Pierre, 88, CNDR
13	4:29.47	681	MBPWINOV	BURTON, Tyler, 88, FMSJ
14	4:29.80	681	ONAGMAR	PRAJOGO, Yonathan, 88, COBRA
15	4:31.42	672	ABSRFEB	DEMCHUK, Nathan, 88, EKSC
16	4:31.90	669	SKGOLDOCT	LOVE, Alexander, 87, ROD
17	4:32.68	664	OCAGMAR	PAQUET, Etienne, 88, BFB
18	4:32.78	664	BCVANISJAN	COCHRANE, Ryan, 88, IS
19	4:33.02	663	ABAGMAR	HAGEN, Jayme, 88, OSC
20	4:33.43	660	ONAGMAR	CURTIS, Harrison, 88, TSC

1500 m Freestyle

1	17:13.95	742	MBSKSCFEB	GREENSHIELDS, Joel, 88, RDSCS
2	17:20.38	732	MBPWINOV	LOVE, Alexander, 87, ROD
3	17:21.36	730	BSCSMAR	VERVEY, Matthew, 88, RDSCS
4	17:33.28	712	OCCMEGODEC	LALIBERTE, Renaud, 88, EXCEL
5	17:33.37	712	BSCSMAR	WIGGANS, Chris, 88, UBDC
6	17:34.74	710	BSCSMAR	COCHRANE, Ryan, 88, IS
7	17:36.42	708	OND2TMAPR	GOW, Ryan, 88, TRENT
8	17:40.04	702	OCAGMAR	BLOUIN, Jonathan, 88, CSQ
9	17:41.01	701	ONNYACDEC	MACAULAY, Daniel, 88, EAST
10	17:46.14	694	BSCSMAR	DOWNING, Patrick, 88, HYACK
11	17:53.78	683	BSCSMAR	ELEZOVIC, Luka, 88, HYACK
12	17:55.83	680	OCCNSHDEC	BOIS, Mathieu, 88, HIPPO
13	17:57.00	678	OCAGMAR	PAQUET, Etienne, 88, BFB
14	17:57.54	677	ONAGMAR	MONGERI, David, 88, BROCK
15	17:57.96	677	ONEOSAFEB	CAMBARERI, Alex, 88, GAC
16	17:59.48	674	ABAGMAR	HAGEN, Jayme, 88, OSC
17	18:01.32	672	BSCSMAR	REDPATH, Travis, 88, UBDC
18	18:01.88	671	ONAGMAR	BOWEN, Peter, 88, GO
19	18:04.17	668	ONNYACDEC	CUCH, Patrick, 88, ESWM
20	18:05.92	665	BSCSMAR	KENNEDY, Daniel, 88, KISU

50 m Breaststroke

1	29.91	656	ABUCSCJAN	LAPINS, John, 88, EXST
2	29.96	653	MBSKSCFEB	GREENSHIELDS, Joel, 88, RDSCS
3	30.03	650	OCCULAVNOV	RENAUD, Felix, 87, CNB
4	30.12	645	OCCNSHDEC	BOIS, Mathieu, 88, HIPPO
5	30.16	643	OCCPCSCDEC	TODD-NORRIS, Daniel, 88, PCSC
6	30.19	642	ONNYACDEC	RUBACHA, Steven, 88, MSSAC
7	30.35	634	OCCSTEFOMAR	BLOUIN, Jonathan, 88, CSQ
8	30.54	624	ONNYACDEC	ARCAND, David, 87, GO
9	30.60	622	OCAGMAR	CYR-CORMIER, Claude-Jul, 89, LSNR
10	30.68	618	ONETOBOCT	KURTZER, Mark, 87, NEW
11	30.79	618	OCCMEGODEC	CHARTRAND, Samuel, 87, ELITE
12	31.22	592	ONNYACDEC	JONES, Kevin, 88, OAK

13	31.32	588	ABAGMAR	ROSS, Jonathan, 88, EKSC
14	31.37	585	OCCMEGODEC	ANGERS, Sebastien, 88, CASE
15	31.39	584	ABAGMAR	CHAN, Matthew, 89, STSC
16	31.46	581	ABUCSCJAN	GETTLER, Sean, 88, CONNU
17	31.53	578	ABAGMAR	KIMAK, Sean, 89, GLEN
18	31.54	578	OCCNSHDEC	DUPUIS, Eric, 88, VEW
19	31.56	577	ONNYACDEC	TAYLOR, Mark, 88, MSSAC
20	31.63	574	OCCMEGODEC	ROME-GOSSELIN, Maxime, 88, CNHR

100 m Breaststroke

1	1:03.32	688	BCKSCSDEC	LAPINS, John, 88, EXST
2	1:03.44	685	MBPWINOV	LOVE, Alexander, 87, ROD
3	1:03.79	676	ABAGMAR	DEMCHUK, Nathan, 88, EKSC
4	1:04.73	654	ONETOBOCT	KURTZER, Mark, 87, NEW
5	1:04.73	654	ONAGMAR	LANGLOIS, Daniel, 88, SCAR
6	1:04.84	651	ONNYACDEC	ARCAND, David, 87, GO
7	1:05.17	644	BSCSMAR	HARTNEY, Jordan, 88, PSW
8	1:05.35	640	BSCSMAR	TAPP, Jake, 88, LOSC
9	1:05.64	633	BCKSCSDEC	GREENSHIELDS, Joel, 88, RDSCS
10	1:05.70	632	OCCUPJAN	MORRISON, Trevor, 88, NKB
11	1:05.89	627	BCKSCSDEC	GRANT, Lee, 88, UCSC
12	1:06.14	622	BSCSMAR	KENNEDY, Daniel, 88, KISU
13	1:06.19	621	ONAGMAR	DUPUIS, Eric, 88, VEW
14	1:06.23	620	ONEOSAFEB	AITKEN, Dan, 88, CPWD
15	1:06.28	619	ONNYACDEC	RUBACHA, Steven, 88, MSSAC
16	1:06.82	607	ONNYACDEC	JONES, Kevin, 88, OAK
17	1:06.90	605	ABAGMAR	ROSS, Jonathan, 88, EKSC
18	1:07.11	600	ONAGMAR	TAYLOR, Mark, 88, MSSAC
19	1:07.30	596	BSCSMAR	DAIGLE, Tony, 88, CRKW
20	1:07.30	596	ONAGMAR	CURTIS, Harrison, 88, TSC

200 m Breaststroke

1	2:16.13	709	OCCULAVNOV	RENAUD, Felix, 87, CNB
2	2:17.00	699	MBSKSCFEB	GREENSHIELDS, Joel, 88, RDSCS
3	2:17.35	695	MBPWINOV	LOVE, Alexander, 87, ROD
4	2:17.46	694	OCCSTEFOMAR	BLOUIN, Jonathan, 88, CSQ
5	2:18.87	679	BSCSMAR	KENNEDY, Daniel, 88, KISU
6	2:18.85	679	ONBROCKOCT	KURTZER, Mark, 87, NEW
7	2:19.16	675	ONAGMAR	GOW, Ryan, 88, TRENT
8	2:19.26	674	ONAGMAR	LANGLOIS, Daniel, 88, SCAR
9	2:19.52	671	BCKSCSDEC	LAPINS, John, 88, EXST
10	2:20.43	662	OCCNSHDEC	BOIS, Mathieu, 88, HIPPO
11	2:20.52	660	ONEOSAFEB	AITKEN, Dan, 88, CPWD
12	2:21.14	654	ONNYACDEC	ARCAND, David, 87, GO
13	2:21.32	652	ONAGMAR	DUPUIS, Eric, 88, VEW
14	2:21.58	649	ABAGMAR	VERVEY, Matthew, 88, RDSCS
15	2:21.97	645	OCCPCSCDEC	GOMEZ, Inaki, 88, UBDC
16	2:22.78	636	OCAGMAR	PAQUET, Etienne, 88, BFB
17	2:22.86	635	ONAGMAR	CURTIS, Harrison, 88, TSC
18	2:23.10	633	OCCPCSCDEC	TODD-NORRIS, Daniel, 88, PCSC
19	2:23.13	633	ONOAQJAN	TAYLOR, Mark, 88, MSSAC
20	2:23.15	632	ONOAQJAN	JONES, Kevin, 88, OAK

50 m Butterfly

1	30.88	793	OCAGMAR	BOIS, Mathieu, 88, HIPPO
2	31.71	751	OCCNSHDEC	BOIS, Mathieu, 88, HIPPO
3	32.61	707	OCCMEGODEC	BEAUCHAMP, Etienne, 88, CNMN
4	33.24	678	OCCULAVDEC	DUMONT, Jonathan, 87, NES
5	33.88	648	ONNYACDEC	MATERSKI, Michael, 88, MSSAC
6	34.65	615	ABAGMAR	CULLY, Mason, 89, LEDUC
7	34.69	613	OCCAMOOCT	VALLIERES-LAROC, Guilla, 88, CNSJ
8	34.74	611	OCAGMAR	ROBICHAUD, Simon, 88, CNHR
9	34.83	607	OCAGMAR	LEBLANC, Pierre-Luc, 88, ELITE
10	34.98	601	ABUCSCJAN	SINCLAIR, Matthew, 88, CASC
11	35.15	594	ABAGMAR	NI, Michael, 88, EKSC
12	35.24	590	MBSKSCFEB	ANHORN, Jason, 88, AMAC
13	35.25	590	ABUCSCJAN	LAI, Jeffrey, 88, EKSC
14	35.27	589	OCCMEGODEC	LOIGNON, Gabriel, 88, CNNG
15	35.31	587	ABUCSCJAN	BELEC, Eric, 88, UCSC
16	35.35	586	OCCSTEFOMAR	GAGNE, Raphael, 88, EXCEL
17	35.57	577	ONOAQJAN	BELEC, Eric, 88, OAK
18	35.63	575	OCAGMAR	CYR-CORMIER, Claude-Jul, 89, LSNR
19	35.67	573	OCAGMAR	TREMBLAY, Vincent, 88, SAMAK
20	35.85	566	OCCULAVNOV	POPEVICI, Cristian, 88, CAMA

100 m Butterfly

1	1:07.40	792	ONEJRTNFBF	BOIS, Mathieu, 88, HIPPO
2	1:09.58	742	ONNYACDEC	MELL, Bryan, 88, NEW
3	1:11.98	689	ONAGMAR	MATERSKI, Michael, 88, MSSAC
4	1:12.60	675	ONAGMAR	YEE, Jason, 88, NEW
5	1:12.73	673	ONHWACOCT	ROSS, Jamie, 87, DUCKS
6	1:12.73	673	ONAGMAR	LAI, Alex, 88, COBRA
7	1:13.23	660	ONNYACDEC	BELEC, Eric, 88, UCSC
8	1:13.70	653	BSCSMAR	ELEZOVIC, Luka, 88, HYACK
9	1:13.70	653	CNMUNJAN	BEAUCHAMP, Etienne, 88, CNMN
10	1:14.51	636	BSCSMAR	TSAI, Steven, 88, WVOSC
11	1:15.75	612	ONBRANTNOV	ZONENBERG, Nathan, 87, NYAC
12	1:15.79	611	MBPWINOV	LOVE, Alexander, 87, ROD
13	1:15.80	611	ONCTLFEB	PARTRIDGE, Tristan, 88, OAK
14	1:15.96	607	BCKSCSDEC	SINCLAIR, Matthew, 88, CASC
15	1:16.06	606	BCCUBDOCT	SZE, Matthew, 88, UBDC
16	1:16.17	603	ABAGMAR	CULLY, Mason, 89, LEDUC
17	1:16.41	599	BCKSCSDEC	ARTYM, Kyle, 88, UCSC
18	1:16.60	595	ABAGMAR	WONG, Charles, 88, UCSC
19	1:16.61	595	ONHURONDEC	BEAUDETTE, Brian, 87, ROC
20	1:16.85	591	ONNYAC	

TOP AGE GROUP TIMES

Rankings for the period
October 1, 2001 to April 30, 2002
Compiled by SWIMNEWS
For additional rankings www.swimnews.com

2002 SHORT COURSE TAG®

GIRLS 14 Years of Age

50 m Freestyle

1	26.26	890	OCAGMAR	SAUMJUR, Genevieve, 87, CAMO
2	26.38	883	ONEJRNTEF	WILKINSON, Julia, 87, SKYAC
3	26.78	860	ONEJRNTEF	MITCHELL, Seanna, 88, NKB
4	26.81	858	ONEJRNTEF	BENNETT, Allison, 87, NYAC
5	26.90	853	ONPERTHMR	GILLESPIE, Emily, 87, PERTH
6	26.98	848	BCWJRNTEF	PASLOSKI, Lynsey, 87, WGB
7	27.23	834	EDMONNOV	POMERLEAU, Kirsten, 87, DEL
8	27.26	832	ONNYACDEC	KUMENTAS, Nadia, 87, WD
9	27.41	824	ONEJRNTEF	DIFAZIO, Justina, 87, TO
10	27.42	823	MBSKSCFEB	TOOGOOD, Julianne, 87, MM
11	27.46	821	ONNYACDEC	ARMSTRONG, Danielle, 87, TAT
12	27.48	819	ONAGMAR	MORDEN, Marlee, 87, BOS
13	27.52	817	ONNYACDEC	PATTERSON, Taya, 86, GO
14	27.57	814	BCKSCDEC	KABESH, Kim, 87, STSC
15	27.62	812	BCWJRNTEF	POMERLEAU, Kelly, A, 87, DEL
16	27.64	810	BCCSMAR	POIRIER-LEROY, Genevieve, 87, NRST
17	27.69	808	BCCSMAR	DOWNING, Mackenzie, 87, WGB
18	27.75	804	ONNYACDEC	BLAKNEY, Tara, 87, CVAC
19	27.88	797	OCAGMAR	CHOW, Alice, 88, PCSC
20	27.99	791	MBPWINOV	YESTRAU, Landice, 87, MM

100 m Freestyle

1	56.87	898	ONEJRNTEF	SAUMJUR, Genevieve, 87, CAMO
2	57.94	869	ONEJRNTEF	BENNETT, Allison, 87, NYAC
3	58.38	867	GILLESPIE	Emily, 87, PERTH
4	58.41	865	ONNYACDEC	KUMENTAS, Nadia, 87, WD
5	58.66	850	BCCSMAR	PASLOSKI, Lynsey, 87, WGB
6	58.69	849	ONEJRNTEF	BLAKNEY, Tara, 87, CVAC
7	58.76	847	ONAGMAR	WILKINSON, Julia, 87, SKYAC
8	58.99	841	ONAGMAR	MORDEN, Marlee, 87, BOS
9	59.06	839	BCCSMAR	POIRIER-LEROY, Genevieve, 87, NRST
10	59.40	830	ONAGMAR	MITCHELL, Seanna, 88, NKB
11	59.44	829	MBPWINOV	TOOGOOD, Julianne, 87, MM
12	59.72	822	ONEJRNTEF	DIFAZIO, Justina, 87, TO
13	59.80	820	ONAGMAR	JELLEN, Jody, 87, ESWIM
14	59.85	818	BCCSMAR	DOWNING, Mackenzie, 87, WGB
15	59.95	816	BCCSMAR	BELL, Amanda, 88, SPART
16	60.04	814	ONAGMAR	CROUCHER, Meghan, 87, NEW
17	1:00.27	807	ONAGMAR	WAKEMAN, Monica, 87, NEW
18	1:00.79	794	ONEJRNTEF	LAB, Jessica, 88, SCAR
19	1:00.81	793	ONEJRNTEF	HUBERT, Alyssa, 87, CYP
20	1:00.87	792	ONAGMAR	MARION, Ashley, 87, LAC

200 m Freestyle

1	2:06.32	868	ONAGMAR	JELLEN, Jody, 87, ESWIM
2	2:07.30	856	ONNYACDEC	BENNETT, Allison, 87, NYAC
3	2:07.40	855	ONNYACDEC	BLAKNEY, Tara, 87, CVAC
4	2:07.45	855	ONAGMAR	GILLESPIE, Emily, 87, PERTH
5	2:08.02	848	OCCNSHDEC	SAUMJUR, Genevieve, 87, CAMO
6	2:08.56	841	BCWJRNTEF	BELL, Amanda, 88, SPART
7	2:08.68	840	ONAGMAR	MORDEN, Marlee, 87, BOS
8	2:09.12	834	ONAGMAR	CROUCHER, Meghan, 87, NEW
9	2:09.55	829	ONNYACDEC	HALEY, Bevan, 87, WTSC
10	2:09.98	824	ONEJRNTEF	ZIOLKOWSKI, Marthia, 87, YORK
11	2:10.13	822	ONESWIMJAN	MACLEOD, Jamie, 87, ESWIM
12	2:10.42	819	ONDT1MAPR	MITCHELL, Seanna, 88, NKB
13	2:10.48	818	ONAGMAR	O'NEILL, Sarah, 87, MAC
14	2:10.49	818	BCVANISJAN	POIRIER-LEROY, Genevieve, 87, NRST
15	2:10.59	817	BCWJRNTEF	LEE, So Yun, 87, HYACK
16	2:11.01	811	OCCNSHDEC	COOPER, Brittany, 87, LAC
17	2:11.05	811	ONAGMAR	SADLER, Christin, 87, MAC
18	2:11.23	809	ONAGMAR	WILKINSON, Julia, 87, SKYAC
19	2:11.48	806	MBPWINOV	TOOGOOD, Julianne, 87, MM
20	2:11.61	804	ABAGMAR	KABESH, Kim, 87, STSC

400 m Freestyle

1	4:22.71	882	ONNYACDEC	HALEY, Bevan, 87, WTSC
2	4:24.26	873	BCWJRNTEF	BELL, Amanda, 88, SPART
3	4:27.15	856	BCCSMAR	SCHMUCK, Anne, 87, PSW
4	4:28.85	847	ONEJRNTEF	COOPER, Brittany, 87, LAC
5	4:30.58	837	ONDT2MAPR	O'NEILL, Sarah, 87, MAC
6	4:30.92	835	ONAGMAR	MACLEOD, Jamie, 87, ESWIM
7	4:32.26	827	BCWJRNTEF	LEE, So Yun, 87, HYACK
8	4:32.83	824	ONNYACDEC	BLAKNEY, Tara, 87, CVAC
9	4:33.06	822	ONDT1MAPR	JELLEN, Jody, 87, ESWIM
10	4:33.22	821	ONDT3MAPR	ZIOLKOWSKI, Marthia, 87, YORK
11	4:33.56	819	ONAGMAR	CROUCHER, Meghan, 87, NEW
12	4:35.02	811	BCCSUNPOV	BIGELOW, Stephanie, 86, IS
13	4:35.11	810	ONNYACDEC	HOEKSTRA, Mallory, 87, EKSC
14	4:35.31	809	ONSRDEC	GILLESPIE, Emily, 87, PERTH
15	4:36.70	801	ONDT1MAPR	MITCHELL, Seanna, 88, NKB
16	4:37.31	798	OCCAMOOCT	SCHMUCK, Genevieve, 87, CAMO
17	4:37.57	796	OCCUPJAN	MCQUEEN, Shannon, 87, NKB
18	4:37.61	796	ONESWIMJAN	BENNETT, Allison, 87, NYAC
19	4:37.77	795	ONAGMAR	VANDEBERG, Kristen, 87, LAC
20	4:38.22	793	ONAGMAR	CHAPPELLE, Danielle, 87, LAC

800 m Freestyle

1	8:58.92	884	BCCSMAR	BELL, Amanda, 88, SPART
2	8:59.62	882	ONSRDEC	HALEY, Bevan, 87, WTSC
3	9:08.85	856	BCWJRNTEF	SCHMUCK, Anne, 87, PSW
4	9:12.49	845	OCCNSHDEC	COOPER, Brittany, 87, LAC
5	9:15.44	837	ONEJRNTEF	JELLEN, Jody, 87, ESWIM
6	9:18.16	829	OCAGMAR	SAUMJUR, Genevieve, 87, CAMO
7	9:19.85	825	ONEJRNTEF	MACLEOD, Jamie, 87, ESWIM
8	9:23.15	815	ONEJRNTEF	VANDEBERG, Kristen, 87, LAC
9	9:25.35	809	ONAGMAR	CHAPPELLE, Danielle, 87, LAC
10	9:25.43	809	ONDT3MAPR	ZIOLKOWSKI, Marthia, 87, YORK
11	9:25.60	809	BCCSMAR	LEE, So Yun, 87, HYACK
12	9:25.84	808	ONDT2MAPR	O'NEILL, Sarah, 87, MAC
13	9:25.90	808	ONEJRNTEF	LONG, Amanda, 87, LAC
14	9:28.86	799	ONDT2MAPR	MORDEN, Marlee, 87, BOS
15	9:29.29	798	ONNYACDEC	BENNETT, Allison, 87, NYAC
16	9:31.45	792	BCCSUNPOV	BIGELOW, Stephanie, 86, IS
17	9:32.35	790	BCKSCDEC	STARRATT, Carol, 87, CASC
18	9:33.09	788	BCCSMAR	RAWLINGS, Kayla, 87, PSW
19	9:34.31	784	OCCNSHDEC	MARION, Ashley, 87, LAC
20	9:34.49	784	ONAGMAR	SO, Katie, 87, MSSAC

50 m Backstroke

1	29.96	871	OCCNSHDEC	SAUMJUR, Genevieve, 87, CAMO
2	30.08	865	ONSRDEC	BARTLETT, Melissa, 87, CYP
3	30.40	848	ONSRDEC	GILLESPIE, Emily, 87, PERTH
4	30.48	844	EDMONNOV	POMERLEAU, Kirsten, 87, DEL
5	30.52	842	ONEJRNTEF	MACLAUCHLAN, Jenn, 87, NEW
6	30.72	832	ONEJRNTEF	HUBERT, Alyssa, 87, CYP
7	30.76	830	BCWJRNTEF	YESTRAU, Landice, 87, MM
8	30.93	821	BCWJRNTEF	ASPINALL, Jessica, 87, RAC
9	31.02	817	BCWJRNTEF	HOEKSTRA, Mallory, 87, EKSC
10	31.21	807	ONNYACDEC	BENNETT, Allison, 87, NYAC
11	31.66	804	MBSKSCFEB	TOOGOOD, Julianne, 87, MM
12	31.67	784	BCWJRNTEF	SILZER, Elyse, 87, ROD

13	31.93	771	ONNYACDEC	ARMSTRONG, Danielle, 87, TAT
14	32.00	768	OCCNSHDEC	CHAN, Emilee, 87, PCSC
15	32.19	758	BCWJRNTEF	KABESH, Kim, 87, STSC
16	32.21	757	OCAGMAR	LEPINE, Marliou, 88, CAMO
17	32.21	757	OCCNSHDEC	MCQUEEN, Shannon, 87, NKB
18	32.32	752	ONTOBODC	MASIN, Kieilyn, 86, NEW
19	32.36	750	BCWJRNTEF	POMERLEAU, Kelly, A, 87, DEL
20	32.48	744	ONEOSAFE	BACHER, Maxine, 87, CSL

100 m Backstroke

1	1:03.30	888	ONAGMAR	BARTLETT, Melissa, 87, CYP
2	1:04.57	858	ONSRDEC	GILLESPIE, Emily, 87, PERTH
3	1:04.59	857	ONEJRNTEF	HUBERT, Alyssa, 87, CYP
4	1:04.76	853	ONEJRNTEF	SAUMJUR, Genevieve, 87, CAMO
5	1:04.97	848	ONEJRNTEF	MACLAUCHLAN, Jenn, 87, NEW
6	1:05.11	845	MBSKSCFEB	YESTRAU, Landice, 87, MM
7	1:05.64	832	BCKSCDEC	HOEKSTRA, Mallory, 87, EKSC
8	1:06.41	823	BCVANISJAN	ASPINALL, Jessica, 87, RAC
9	1:06.87	803	BCCSMAR	SCHMUCK, Anne, 87, PSW
10	1:07.07	798	ONESWIMJAN	BENNETT, Allison, 87, NYAC
11	1:07.09	798	ONEJRNTEF	WILKINSON, Julia, 87, SKYAC
12	1:07.10	797	BCWJRNTEF	SILZER, Elyse, 87, ROD
13	1:07.11	797	BCWJRNTEF	KOTLOWSKI, Katie, 88, PSW
14	1:07.23	794	ONDT2MAPR	SADLER, Christin, 87, MAC
15	1:07.36	791	ONNYACDEC	KUMENTAS, Nadia, 87, WD
16	1:07.50	788	MBSKSCFEB	TOOGOOD, Julianne, 87, MM
17	1:07.58	786	ONAGMAR	JELLEN, Jody, 87, ESWIM
18	1:08.22	771	ONNYACDEC	ARMSTRONG, Danielle, 87, TAT
19	1:08.33	769	ONEJRNTEF	ROSS, Carolyn, 87, CAMO
20	1:08.48	765	BCCSMAR	HUTTON, Shira, 88, NRST

200 m Backstroke

1	2:17.75	875	ONAGMAR	HUBERT, Alyssa, 87, CYP
2	2:18.95	862	BCWJRNTEF	HOEKSTRA, Mallory, 87, EKSC
3	2:19.19	859	ONAGMAR	BARTLETT, Melissa, 87, CYP
4	2:19.32	858	OCAGMAR	SAUMJUR, Genevieve, 87, CAMO
5	2:20.06	849	BCWJRNTEF	YESTRAU, Landice, 87, MM
6	2:20.63	843	BCCSMAR	SCHMUCK, Anne, 87, PSW
7	2:22.04	827	BCWJRNTEF	KOTLOWSKI, Katie, 88, PSW
8	2:23.03	817	ONEJRNTEF	MACLAUCHLAN, Jenn, 87, NEW
9	2:23.21	815	BCWJRNTEF	SILZER, Elyse, 87, ROD
10	2:23.30	814	OCCNSHDEC	JULIEN, Heather, 87, LAC
11	2:23.45	811	ONAGMAR	GILLESPIE, Emily, 87, PERTH
12	2:23.54	811	ONNYACDEC	HALEY, Bevan, 87, WTSC
13	2:24.03	806	ONESWIMJAN	JELLEN, Jody, 87, ESWIM
14	2:24.32	802	ONAGMAR	SADLER, Christin, 87, MAC
15	2:24.97	795	ONAGMAR	CROUCHER, Meghan, 87, NEW
16	2:25.21	793	ONEJRNTEF	ROSS, Carolyn, 87, CAMO
17	2:25.27	792	OCCUPJAN	MCQUEEN, Shannon, 87, NKB
18	2:25.38	791	BCKSCDEC	STARRATT, Carol, 87, CASC
19	2:25.43	790	ONAGMAR	ZIOLKOWSKI, Marthia, 87, YORK
20	2:25.51	790	BCVANISJAN	ASPINALL, Jessica, 87, RAC

50 m Breaststroke

1	33.44	877	ONEJRNTEF	ARMSTRONG, Danielle, 87, TAT
2	33.60	869	BCWJRNTEF	LABRETH, Kim, 88, LAC
3	33.98	852	BCWJRNTEF	PASLOSKI, Lynsey, 87, WGB
4	34.43	831	ONEJRNTEF	LAKATOS, Nicole, 87, TO
5	35.22	796	ONEJRNTEF	LONSDALE, Chantelle, 87, WAC
6	35.28	793	ONNYACDEC	ENGS, Elizabeth, 87, CAJ
7	35.53	782	ONNYACDEC	LABBETT, Kim, 87, OAK
8	35.57	780	BCWJRNTEF	STARRATT, Carol, 87, CASC
9	35.62	778	OCCSAMAKOV	BORGMAN, Anna, 86, DDO
10	35.66	776	ONNYACDEC	NGUYEN, Quynh, 87, MSSAC
11	36.08	758	EDMONNOV	HENDRICK, Elizabeth, 87, NCSA
12	36.18	753	ONEJRNTEF	SHEEDY, Eliane, 87, CNB
13	36.21	752	OCCSTEFOMAR	TREMBLAY, Mireille, 88, CNB
14	36.25	750	BCWJRNTEF	LEE, So Yun, 87, HYACK
15	36.33	747	KASTNER	Jasmine, 87, DDO
16	36.37	745	OCAGMAR	CHOW, Alice, 88, PCSC
17	36.48	740	ONNYACDEC	KHATTAB, Sarah, 87, OSHAC
18	36.53	738	OCAGMAR	PARENT, Any, 87, PHENI
19	36.66	733	ABAGMAR	BYLER, Shannon, 87, CWC
20	36.71	730	ABAGMAR	MAKI, Caye, 87, KSC

100 m Breaststroke

1	1:12.40	859	BCWJRNTEF	PASLOSKI, Lynsey, 87, WGB
2	1:12.73	852	ONEJRNTEF	RICH, Whitney, 88, LAC
3	1:14.20	821	BCKSCDEC	HENDRICK, Elizabeth, 87, BRSA
4	1:14.34	818	ONDT1MAPR	OBAS, Katrina, 88, NKB
5	1:14.37	817	ONNYACDEC	ARMSTRONG, Danielle, 87, TAT
6	1:14.40	816	ONAGMAR	LAKATOS, Nicole, 87, OAK
7	1:14.84	807	BCKSCDEC	LABRETH, Kim, 88, LAC
8	1:14.88	806	ONNYACDEC	ENGS, Elizabeth, 87, CAJ
9	1:15.47	794	ONSRDEC	WILKINSON, Julia, 87, SKYAC
10	1:15.79	787	ONDT2MAPR	GILLESPIE, Emily, 87, PERTH
11	1:15.97	784	ONNYACDEC	NGUYEN, Quynh, 87, MSSAC
12	1:16.10	781	ONAGMAR	LONSDALE, Chantelle, 87, WAC
13	1:16.26	778	EDMONNOV	MANGE, Michelle, 87, BC
14	1:16.64	770	BCCSMAR	POIRIER-LEROY, Genevieve, 87, NRST
15	1:16.69	769	MBSKSCFEB	READY, Carleen, 87, LASC
16	1:16.91	764	BCKSCDEC	STARRATT, Carol, 87, CASC
17	1:17.07	761	ONAGMAR	

TOP AGE GROUP TIMES

Rankings for the period
October 1, 2001 to April 30, 2002
Compiled by SWIMNEWS
For additional rankings www.swimnews.com

2002 SHORT COURSE TAG®

BOYS 14 Years of Age

50 m Freestyle

1	24.28	805	OCULAVNOV	BOULANGER-MARTE, Vincent, 87, CSO
2	25.17	749	ONAGMAR	KURTZER, Mark, 87, NEW
3	25.28	742	MBPWINOV	CAMERON, Andrew, 87, CP
4	25.31	740	ONAGMAR	POSTHUMUS, Steven, 87, NWO
5	25.36	737	MBPWINOV	SMELA, Michael, 86, LASER
6	25.40	734	OCULAVNOV	PETRE, Octavian, 86, CAMO
7	25.42	733	BCHYACKNOV	WANG, Jackson, 87, DELTA
8	25.46	731	OCAGMAR	CHARTRAND, Samuel, 87, ELITE
9	25.56	725	MBPWINOV	CARL, Christian, 87, TBT
10	25.65	719	BSCSMAR	LIM, Ki Hun, 87, UBUD
11	25.65	719	MBPWINOV	MALAWSKI, Andrew, 87, ROD
12	25.67	718	MBPWINOV	SEIBEL, Thomas, 87, GOLD
13	25.75	713	OCULAVNOV	NEWMAN, Wesley, 86, DDO
14	25.76	712	MBKSFCFEB	TSD, Darren, 87, LASC
15	25.77	712	BSCSMAR	YI, Tommy, 87, GATOR
16	25.80	710	OCUPJAN	BRIILLANT, Etienne, 87, CNDR
17	25.82	709	ONAGMAR	BENTO, Chris, 87, LAC
18	25.83	708	ONAGMAR	CONNERTY, Brandon, 87, BRANT
19	25.83	708	ONNYACDEC	OLSEN, Alex, 87, SCAR
20	25.89	704	ONAGMAR	MARTINCEK, Andrew, 87, NEW

100 m Freestyle

1	53.88	795	ONEJRNTEF	KURTZER, Mark, 87, NEW
2	54.92	764	ONNYACDEC	DAVISON, Sean, 87, GO
3	55.11	759	ONAGMAR	MONACO, Marco, 87, OAK
4	55.17	757	MBPWINOV	CARL, Christian, 87, TBT
5	55.24	755	ONNYACDEC	OLSEN, Alex, 87, SCAR
6	55.46	749	BCWJRNTEF	MCKNIGHT, James, 87, GOLD
7	55.73	741	ABAMACJAN	TSD, Darren, 87, LASC
8	56.03	733	ABAGMAR	JUDIESCH, Jim, 87, CASC
9	56.03	733	ONAGMAR	NIEDZIELSKI, Nelson, 87, MSSAC
10	56.05	732	ABAGMAR	D'AMICO, Gavin, 87, EKSC
11	56.10	731	OCULAVNOV	PETRE, Octavian, 86, CAMO
12	56.14	730	BSCSMAR	ALEXANDER, Richard, 87, IS
13	56.17	729	BSCSMAR	WANG, Jackson, 87, DELTA
14	56.24	727	BCWJRNTEF	LUND, Jesse, 87, EKSC
15	56.33	724	ONBRANTNOV	HURD, Zachary, 87, BTSC
16	56.33	724	MBSKSCFEB	WOLLACH, Pascal, 87, CASC
17	56.40	723	MBPWINOV	MALAWSKI, Andrew, 87, ROD
18	56.46	721	BCISCPNOV	LIM, Ki Hun, 87, UBUD
19	56.48	720	ONNYACDEC	LOULI, Stephen, 87, MAC
20	56.51	719	OCAGMAR	BRIILLANT, Etienne, 87, CNDR

200 m Freestyle

1	1:55.18	841	ONAGMAR	KURTZER, Mark, 87, NEW
2	1:57.76	806	ONBRANTNOV	MONACO, Marco, 87, OAK
3	1:59.59	782	ABAGMAR	WOLLACH, Pascal, 87, CASC
4	1:59.90	778	ONAGMAR	CONNERTY, Brandon, 87, BRANT
5	2:00.01	776	MBSKSCFEB	MCKNIGHT, James, 87, GOLD
6	2:00.01	776	ONAGMAR	NIEDZIELSKI, Nelson, 87, MSSAC
7	2:00.03	776	OCULAVNOV	PROVENCHE-FORGET, David, 86, DDO
8	2:00.55	769	OCAGMAR	LAVALLEE, Etienne, 87, EXCEL
9	2:00.62	768	MBPWINOV	SMELA, Michael, 86, LASER
10	2:01.07	762	MBPWINOV	HOLDEN, Brandon, 87, HWAC
11	2:01.19	761	OCULAVNOV	NEWMAN, Wesley, 86, DDO
12	2:01.39	758	OCCNSHDEC	BENTO, Chris, 87, LAC
13	2:01.50	757	BSCSMAR	ALEXANDER, Richard, 87, IS
14	2:01.74	754	BSCSMAR	LIM, Ki Hun, 87, UBUD
15	2:01.84	752	BCKSCDEC	D'AMICO, Gavin, 87, EKSC
16	2:01.88	752	MBSKSCFEB	SEIBEL, Thomas, 87, GOLD
17	2:01.93	751	MBPWINOV	MALAWSKI, Andrew, 87, ROD
18	2:01.93	751	ONDT1MAPR	HURD, Zachary, 87, BTSC
19	2:02.46	744	OCAGMAR	LAVALLEE, Simon, 87, CNNG
20	2:02.71	741	ONNYACDEC	LOULI, Stephen, 87, MAC

400 m Freestyle

1	4:07.19	818	ONEJRNTEF	KURTZER, Mark, 87, NEW
2	4:11.67	790	ONNYACDEC	MONACO, Marco, 87, OAK
3	4:12.44	785	BCWJRNTEF	WOLLACH, Pascal, 87, CASC
4	4:12.60	784	OCULAVNOV	PROVENCHE-FORGET, David, 86, DDO
5	4:13.43	779	ONAGMAR	NIEDZIELSKI, Nelson, 87, MSSAC
6	4:13.96	776	BCKSCDEC	D'AMICO, Gavin, 87, EKSC
7	4:14.77	770	ONNYACDEC	LOULI, Stephen, 87, MAC
8	4:16.11	762	BSCSMAR	ALEXANDER, Richard, 87, IS
9	4:16.29	761	OCAGMAR	LALIBERTE, Renaud, 88, EXCEL
10	4:17.80	752	OCAGMAR	LAVALLEE, Etienne, 87, EXCEL
11	4:17.96	751	OCULAVNOV	BRASSARD-GAGNON, Philippe, 86, DDO
12	4:19.45	742	ONAGMAR	HURD, Zachary, 87, BTSC
13	4:19.78	740	OCCNSHDEC	BENTO, Chris, 87, LAC
14	4:20.41	736	MBPWINOV	HOLDEN, Brandon, 87, HWAC
15	4:20.66	734	BCWJRNTEF	MCKNIGHT, James, 87, GOLD
16	4:21.07	732	MBPWINOV	SMELA, Michael, 86, LASER
17	4:21.45	730	ONBRANTNOV	LOULI, Stephen, 87, MAC
18	4:21.49	729	BSCSMAR	LIM, Ki Hun, 87, UBUD
19	4:22.08	726	ONAGMAR	WHITE, Kyle, 87, MSSAC
20	4:22.32	724	ONMSSACNOV	AGUECI, Francesco, 86, VAC

1500 m Freestyle

1	16:45.73	785	ONSRDEC	MONACO, Marco, 87, OAK
2	16:49.90	779	OCULAVNOV	PROVENCHE-FORGET, David, 86, DDO
3	16:51.20	777	ONEJRNTEF	NIEDZIELSKI, Nelson, 87, MSSAC
4	16:53.96	772	BSCSMAR	ALEXANDER, Richard, 87, IS
5	16:58.94	765	MBSKSCFEB	WOLLACH, Pascal, 87, CASC
6	17:08.70	750	OCCNSHDEC	KURTZER, Mark, 87, NEW
7	17:08.71	750	OCAGMAR	LALIBERTE, Renaud, 88, EXCEL
8	17:09.56	748	ONDT1MAPR	VANDORMAAL, Scott, 87, GMAC
9	17:10.26	747	BCKSCDEC	D'AMICO, Gavin, 87, EKSC
10	17:13.25	743	ONAGMAR	HOLDEN, Brandon, 87, HWAC
11	17:13.82	742	ONNYACDEC	WHITE, Kyle, 87, MSSAC
12	17:16.13	738	BCISCPNOV	REID, Brad, 86, HYACK
13	17:16.74	737	BSCSMAR	ISIC, Davor, 88, UBUD
14	17:17.19	737	ONAGMAR	PARISELLI, Matthew, 87, NYAC
15	17:17.32	736	OCULAVNOV	BOULANGER-MARTE, Vincent, 87, CSO
16	17:17.78	734	BSCSMAR	LIM, Ki Hun, 87, UBUD
17	17:18.96	734	OCULAVNOV	BRASSARD-GAGNON, Philippe, 86, DDO
18	17:18.99	734	ABAGMAR	BETUZZI, Ray, 87, USCS
19	17:19.56	733	OCAGMAR	LAVALLEE, Simon, 87, CNNG
20	17:22.17	729	ABAGMAR	ARMSTRONG, Tristan, 87, NCSA

50 m Backstroke

1	28.76	716	OCAGMAR	DESILETS, Alex, 87, MEGO
2	28.78	715	ABAGMAR	WOLLACH, Pascal, 87, CASC
3	28.92	708	BCWJRNTEF	SHERWOOD, Alex, 87, KCS
4	28.94	707	OCAGMAR	RENAUD, Felix, 87, CNB
5	29.28	689	ABAGMAR	LAPINS, John, 88, EXST
6	29.35	685	MBSKSCFEB	POSTHUMUS, Steven, 87, TBT
7	29.62	671	ONEJRNTEF	SCOTT, Matthew, 87, HWAC
8	29.68	668	ABAGMAR	GRANT, Lee, 88, USCS
9	29.76	664	ONNYACDEC	MALINAS, Stephen, 86, NYAC
10	29.81	661	ONNYACDEC	KURTZER, Mark, 87, NEW
11	29.92	655	ONSRDEC	SHIH, Richard, 87, NKB
12	29.93	655	OCAGMAR	CHARTRAND, Samuel, 87, ELITE

13	29.95	654	ONCUPNOV	HARE, Art, 86, TRENT
14	30.12	645	OCSTEFOMAR	LAVALLEE, Etienne, 87, EXCEL
15	30.13	645	OCAGMAR	TODD-NORRIS, Daniel, 88, PSCC
16	30.23	640	ONNYACJAN	CONNERTY, Brandon, 87, BRANT
17	30.37	633	ABAGMAR	KUNYK, Matthew, 87, EKSC
18	30.37	633	ABEKSOCBOCT	LUND, Jesse, 87, EKSC
19	30.38	632	OCCSCDCEC	ZIEBA, Richard, 87, PSCC
20	30.44	629	OCULAVNOV	DUPONT, Joel, 87, ULAV

100 m Backstroke

1	1:00.92	748	OCULAVNOV	NEWMAN, Wesley, 86, DDO
2	1:01.03	745	BSCSMAR	SHERWOOD, Alex, 87, KCS
3	1:01.11	743	ABAGMAR	WOLLACH, Pascal, 87, CASC
4	1:01.68	729	ABAGMAR	LAPINS, John, 88, EXST
5	1:01.78	726	BCWJRNTEF	ALEXANDER, Richard, 87, IS
6	1:01.80	726	ONEJRNTEF	DESILETS, Alex, 87, MEGO
7	1:01.96	722	BCKSCDEC	LUND, Jesse, 87, EKSC
8	1:02.02	720	ONAGMAR	CONNERTY, Brandon, 87, BRANT
9	1:02.33	712	OCAGMAR	LAVALLEE, Simon, 87, CNNG
10	1:02.58	706	ONAGMAR	POSTHUMUS, Steven, 87, NWO
11	1:02.67	704	ONEJRNTEF	RENAUD, Felix, 87, CNB
12	1:03.01	695	ONESWIMJAN	KURTZER, Mark, 87, NEW
13	1:03.09	693	MBPWINOV	SCOTT, Matthew, 87, HWAC
14	1:03.11	693	BSCSMAR	HO, Leo, 87, HYACK
15	1:03.19	691	ABAGMAR	KUNYK, Matthew, 87, EKSC
16	1:03.19	691	ONAGMAR	ALLAIN, Michael, 87, BST
17	1:03.31	688	ONSRDEC	SHIH, Richard, 87, NKB
18	1:03.56	682	ONAGMAR	BENTO, Chris, 87, LAC
19	1:03.59	681	ONNYACDEC	ALEXANDER, Sean, 87, TD
20	1:03.62	681	ONBRANTNOV	MONACO, Marco, 87, OAK

200 m Backstroke

1	2:11.07	769	BSCSMAR	ALEXANDER, Richard, 87, IS
2	2:12.03	757	ONAGMAR	KURTZER, Mark, 87, NEW
3	2:12.06	757	ONAGMAR	CONNERTY, Brandon, 87, BRANT
4	2:12.23	755	OCAGMAR	LAVALLEE, Simon, 87, CNNG
5	2:12.27	755	ABAGMAR	WOLLACH, Pascal, 87, CASC
6	2:12.70	749	OCCNSHDEC	BENTO, Chris, 87, LAC
7	2:12.71	749	OCCMGODEC	DESILETS, Alex, 87, MEGO
8	2:12.73	749	ONAGMAR	SCOTT, Matthew, 87, HWAC
9	2:12.82	748	BSCSMAR	SHERWOOD, Alex, 87, KCS
10	2:12.87	748	ONAGMAR	KUNYK, Matthew, 87, EKSC
11	2:14.00	734	ONEOSAFEB	SHIH, Richard, 87, NKB
12	2:14.58	727	ABAGMAR	ARMSTRONG, Tristan, 87, NCSA
13	2:15.19	720	OCSTEFOMAR	LAVALLEE, Etienne, 87, EXCEL
14	2:15.63	715	OCAGMAR	MARCOUX, Steven, 87, EXCEL
15	2:15.90	712	ABAGMAR	LAPINS, John, 88, EXST
16	2:16.08	710	ONAGMAR	ARCAND, David, 87, GO
17	2:16.11	710	OCCAMOOCT	NEWMAN, Wesley, 86, DDO
18	2:16.18	709	BCKSCDEC	LUND, Jesse, 87, EKSC
19	2:16.24	708	ONNWOAPR	POSTHUMUS, Steven, 87, TBT
20	2:16.49	705	ONNYACDEC	ALEXANDER, Sean, 87, TD

50 m Breaststroke

1	30.91	792	ONNYACDEC	MONACO, Marco, 87, OAK
2	30.94	790	ABAGMAR	KRAVTSOV, Paul, 87, TD
3	32.17	729	ONEJRNTEF	MELL, Bryan, 88, NEW
4	32.21	727	ONEJRNTEF	MELL, Bryan, 88, NEW
5	32.47	714	ONNYACDEC	ROSS, Jamie, 87, DUCKS
6	32.55	710	ABAGMAR	RIEGER, Raymond, 87, KSC
7	32.59	708	OCAGMAR	DUMONT, James, 87, REG
8	32.73	702	ONNYACDEC	OLSEN, Alex, 87, SCAR
9	32.82	697	MBSKSCFEB	TSD, Darren, 87, LASC
10	33.08	685	ONNYACDEC	CAGUIAT, Johnathon, 87, CHAMP
11	33.10	684	ABAGMAR	LAI, Jeffrey, 88, EKSC
12	33.15	682	OCAGMAR	VALLIERES, Larocque, Guillaume, 88, CNSJ
13	33.19	680	OCAGMAR	LAVALLEE, Etienne, 87, EXCEL
14	33.19	680	ONNYACDEC	LEWIS, Jordie, 87, UPCAN
15	33.25	676	ONNYACDEC	HYJES, 87, EKSC
16	33.30	675	OCAGMAR	DUCHESNEAU, Marc-Andre, 88, CARP
17	33.53	664	OCCNSHDEC	PROUX-PINARD, Jean-Philippe, 87, RED
18	33.59	662	OCCMGODEC	MARCHAND, Zachari, 87, MEGO
19	33.71	656	ABUCSCJAN	MALAWSKI, Andrew, 87, ROD
20	33.76	654	OCULAVNOV	BROCHU, Mathieu, 87, KOTNO

100 m Breaststroke

1	1:06.18	821	ONAGMAR	MONACO, Marco, 87, OAK
2	1:06.65	810	ABAGMAR	ESTOR, Rodale, 87, CASC
3	1:08.11	775	BSCSMAR	HO, Leo, 87, HYACK
4	1:09.21	755	ONEJRNTEF	MELL, Bryan, 88, NEW
5	1:09.47	744	ONDT1MAPR	CAGUIAT, Johnathon, 87, CHAMP
6	1:09.65	740	ONAGMAR	JONES, Bryn, 87, NEW
7	1:09.68	739	KRAVTSOV, Paul, 87, TD	
8	1:09.74	738	BCWJRNTEF	LUND, Jesse, 87, EKSC
9	1:10.26	726	ONNYACDEC	OLSEN, Alex, 87, SCAR
10	1:10.32	725	MBPWINOV	SMELA, Michael, 86, LASER
11	1:10.83	714	ONDT1MAPR	ROSS, Jamie, 87, DUCKS
12	1:10.93	712	ONNYACDEC	LEWIS, Jordie, 87, UPCAN
13	1:11.32	703	ABAGMAR	RIEGER, Raymond, 87, KSC
14	1:11.47	700	OCCNSHDEC	VOLLMER, Daniel, 86, AAC
15	1:12.05	687	OCCAMOOCT	PROVENCHE-FORGET, David, 86, DDO
16	1:12.05	687	ONNYACDEC	PALFREY, Kyle, 87, SCAR
17	1:12.18	684	BCISCPNOV	BOTTERELL, Eric, 86, RAYS
18	1:12.21	684	ONNYACDEC	ELLISON, Donald, 87, NED
19	1:12.24	683	MBPWINOV	MALAWSKI, Andrew, 87, ROD
20	1:12.25	683	ABAGMAR	

TOP AGE GROUP TIMES

Rankings for the period
October 1, 2001 to April 30, 2002
Compiled by SWIMNEWS
For additional rankings www.swimnews.com

2002 SHORT COURSE TAG®

GIRLS 15 Years of Age

50 m Freestyle

1	25.95	908	EDMONNOV	BECKBERGER, Jen, 86, AAC
2	26.81	858	ONDT1MAPR	SHOUST, Andrea, 86, SSMAAC
3	26.84	856	MBPWINOV	KARDASH, Diane, 85, MM
4	26.93	851	ABAGMAR	POMERLEAU, Kirsten, 87, DEL
5	27.02	846	ONDT1MAPR	BENNETT, Allison, 87, NYAC
6	27.19	836	OCMGEODEC	BLAIS, Marie-Pier, 86, MEGO
7	27.20	836	BCWJRNTEF	HAGEL, Ashlee, 86, LASC
8	27.33	828	ONSRDEEC	GILLESPIE, Amanda, 85, NKB
9	27.34	828	OCNSHDEC	CARRIER, LESSARD, Amelie, 86, ULAV
10	27.40	824	ABSRFEB	SANDULAK, Danielle, 86, EKSC
11	27.44	822	OCUPJAN	BABB, Caitlin, 86, DDO
12	27.51	818	BCWJRNTEF	FILAZEK, Kendall, 86, UCSA
13	27.56	815	OCAGMAR	BROUILLAND, Joannie, 86, ELITE
14	27.58	814	OCMGEODEC	RATELLE, Marie-Pier, 86, MEGO
15	27.73	805	OCAGMAR	DUFOUR, Cecile, 87, EXCEL
16	27.76	804	ONAGMAR	PATTERSON, Taye, 86, GO
17	27.78	802	ONMSSACNOV	BEAULIEU, Randi, 85, MSSAC
18	27.78	802	BCWJRNTEF	TYLOR, Sabrina, 86, HYACK
19	27.78	802	BCKSDDEC	MILLER, Lindsey, 86, BRSA
20	27.79	802	ONSRDEEC	COPPE, Oriana, 86, NKB

100 m Freestyle

1	56.56	906	OCNSHDEC	BECKBERGER, Jen, 86, AAC
2	58.58	852	BCWJRNTEF	TYLOR, Sabrina, 86, HYACK
3	58.58	852	OCUPJAN	BABB, Caitlin, 86, DDO
4	58.61	851	OCAGMAR	BABB, Caitlin, 86, DDO
5	58.81	846	ONSRDEEC	GILLESPIE, Amanda, 85, NKB
6	58.83	845	ONSRDEEC	THERON, Sasha, 86, NYAC
7	58.92	843	OCNSHDEC	CARRIER, LESSARD, Amelie, 86, ULAV
8	58.97	842	ONDT1MAPR	BENNETT, Allison, 87, NYAC
9	59.07	839	OCAGMAR	BROUILLAND, Joannie, 86, ELITE
10	59.51	827	BKSCMAR	RUSH, Kelsey, 86, WVOSC
11	59.57	826	ONDT1MAPR	SHOUST, Andrea, 86, SSMAAC
12	59.73	822	BCKSDDEC	MILLER, Lindsey, 86, BRSA
13	59.76	821	ABAGMAR	POMERLEAU, Kirsten, 87, DEL
14	59.81	819	ONAGMAR	MCLROY, Kristin, 86, MMST
15	59.86	818	OCSTEFOMAR	FILATREUX-VEILLEUX, Pamela, 86, RCA
16	59.91	817	ONAGMAR	CLARKE, Mackenzie, 86, BRSA
17	59.92	817	BKSCMAR	LING, Faye, 86, DELTA
18	59.92	817	ONAGMAR	CHAN, Sarah, 86, NYAC
19	59.93	816	ONNYACDEC	DAY, Tina, 85, OAK
20	59.94	816	BCWJRNTEF	FILAZEK, Kendall, 86, UCSA

200 m Freestyle

1	2:04.19	895	OCNSHDEC	BECKBERGER, Jen, 86, AAC
2	2:04.63	889	BCWJRNTEF	LENCOE, Taryn, 86, UBCCD
3	2:05.17	882	OCNSHDEC	GUAY-RACINE, Julia, 86, CAMO
4	2:06.34	868	ONDT1MAPR	BENNETT, Allison, 87, NYAC
5	2:06.62	865	ONAGMAR	THERON, Sasha, 86, NYAC
6	2:06.64	864	ONEJRNTEF	DUDAR, Elyse, 86, TO
7	2:06.71	864	BCWJRNTEF	RUSH, Kelsey, 86, WVOSC
8	2:06.82	862	OCAGMAR	BABB, Caitlin, 86, DDO
9	2:07.08	859	ONSRDEEC	NEMETH, Kelsey, 86, AAC
10	2:07.18	858	ONSRDEEC	GILLESPIE, Amanda, 85, NKB
11	2:07.39	855	BKSCMAR	TYLOR, Sabrina, 86, HYACK
12	2:07.75	851	MBPWINOV	KREMER, Avery, 86, OSC
13	2:07.88	849	BCKSDDEC	CORMACK, Stacy, 86, CASC
14	2:07.89	849	MBPWINOV	TIMMONS, Kelly, 86, OSC
15	2:08.20	845	ONMSSACNOV	DUDAR, Elizabeth A, 86, MSSAC
16	2:08.35	844	BCWJRNTEF	NORTON, Thea, 86, OSC
17	2:08.37	843	ONDT1MAPR	SHOUST, Andrea, 86, SSMAAC
18	2:08.94	836	BCWJRNTEF	GOODRIDGE, Darcy R, 86, UBCCD
19	2:09.06	835	NSAGMAR	BROWN, Jennifer, 86, TCSC
20	2:09.46	830	ONNYACDEC	CLOUTIER, Kristin, 86, CAJ

400 m Freestyle

1	4:18.49	907	EDMONNOV	LENCOE, Taryn, 86, UBCCD
2	4:22.58	883	ONEJRNTEF	DUDAR, Elyse, 86, TO
3	4:22.86	881	BCWJRNTEF	GOODRIDGE, Darcy R, 86, UBCCD
4	4:25.27	867	BCWJRNTEF	RUSH, Kelsey, 86, WVOSC
5	4:25.91	864	BCVANISJAN	POMAIZL, Valerie, 86, NRST
6	4:26.00	863	NSWTSJAN	HALEY, Bevan, 87, WTSC
7	4:27.07	857	BCKSDDEC	NORTON, Thea, 86, OSC
8	4:27.53	854	BCWJRNTEF	BIGELOW, Stephanie, 86, IS
9	4:28.08	851	ONMSSACNOV	DUDAR, Elizabeth A, 86, MSSAC
10	4:28.09	851	MBPWINOV	TIMMONS, Kelly, 86, OSC
11	4:28.10	851	EDMONNOV	NEMETH, Kelsey, 86, AAC
12	4:28.87	846	OCAGMAR	GUAY-RACINE, Julia, 86, CAMO
13	4:29.26	844	MBPWINOV	KREMER, Avery, 86, OSC
14	4:31.38	832	OCUPNOV	GONZALES, Juliana, 86, NYAC
15	4:31.60	831	NSAGMAR	BROWN, Jennifer, 86, TCSC
16	4:32.19	827	BCWJRNTEF	SCHAAB, Carly, 86, UCSA
17	4:32.20	827	ONAGMAR	THERON, Sasha, 86, NYAC
18	4:32.30	827	BCWJRNTEF	HASLUND, Krista, 86, ROD
19	4:33.71	819	OCULAVNOV	FILATREUX-VEILLEUX, Pamela, 86, RCA
20	4:33.73	818	ABKSDDEC	CORMACK, Stacy, 86, CASC

800 m Freestyle

1	8:48.80	913	BCWJRNTEF	LENCOE, Taryn, 86, UBCCD
2	8:54.53	896	ONMSSACNOV	DUDAR, Elizabeth A, 86, MSSAC
3	8:55.68	893	BCWJRNTEF	GOODRIDGE, Darcy R, 86, UBCCD
4	8:56.97	889	ONEJRNTEF	DUDAR, Elyse, 86, TO
5	9:02.59	873	ONEJRNTEF	HALEY, Bevan, 87, WTSC
6	9:03.08	872	BCVANISJAN	BIGELOW, Stephanie, 86, IS
7	9:05.90	864	BCVANISJAN	POMAIZL, Valerie, 86, NRST
8	9:09.87	853	BCKSDDEC	CORMACK, Stacy, 86, CASC
9	9:11.12	849	BCWJRNTEF	BLOCK, Carmen, 86, BRSA
10	9:11.83	847	BCWJRNTEF	TIMMONS, Kelly, 86, OSC
11	9:11.91	847	BCWJRNTEF	KREMER, Avery, 86, OSC
12	9:12.12	846	BCWJRNTEF	RUSH, Kelsey, 86, WVOSC
13	9:13.18	843	BCWJRNTEF	NORTON, Thea, 86, OSC
14	9:16.29	835	ONSRDEEC	GILLESPIE, Amanda, 85, NKB
15	9:16.84	833	BCWJRNTEF	SCHAAB, Carly, 86, UCSA
16	9:18.22	829	OCNSHDEC	NEMETH, Kelsey, 86, AAC
17	9:18.69	828	BCWJRNTEF	HASLUND, Krista, 86, ROD
18	9:21.34	820	ONEJRNTEF	KOWLER, Stephanie, 86, LAC
19	9:25.86	808	ONEJRNTEF	GONZALES, Juliana, 86, NYAC
20	9:25.95	808	BCISUPNOV	CLOAK, Brianna, 86, IS

50 m Backstroke

1	30.04	867	ONEJRNTEF	SHOUST, Andrea, 86, SSMAAC
2	30.16	861	ONNYACDEC	BEAULIEU, Randi, 85, MSSAC
3	30.49	844	EDMONNOV	HOANG, Tina, 85, HYACK
4	30.75	830	ONEJRNTEF	BRAND, Noemie, 86, PCSC
5	30.78	829	ONNYACJAN	SMITH, Katie, 86, COBRA
6	30.85	825	EDMONNOV	GILLESPIE, Amanda, 85, NKB
7	31.09	813	ABAGMAR	POMERLEAU, Kirsten, 87, DEL
8	31.20	808	ONNYACJAN	THERON, Sasha, 86, NYAC
9	31.20	808	INTJRSDEEC	FILAZEK, Kendall, 86, UCSA
10	31.21	807	ONEJRNTEF	FRAGOIRE, M, Eve, 86, HIPPO
11	31.29	803	MCLROY, Kristin, 86, TO	
12	31.35	800	ONEJRNTEF	JACKSON, Hilary, 86, STARS

13

13	31.55	790	ONNYACDEC	CLOUTIER, Kristin, 86, CAJ
14	31.67	784	OCAGMAR	DUFOUR, Cecile, 87, EXCEL
15	31.70	782	ONSRDEEC	HOLMES, Blair, 86, COBRA
16	31.74	780	ONEJRNTEF	PORCHAK, Sarah, 86, TAT
17	31.85	775	BCWJRNTEF	BROOKS, Michelle, 86, FMSC
18	32.00	768	ONEJRNTEF	ROSS, Stephanie, 86, CAMO
19	32.07	764	OCULAVNOV	RAINVILLE, Gilliane, 86, CAMO
20	32.26	755	ONSRDEEC	LESSLIE, Rachel, 86, EBSC

100 m Backstroke

1	1:03.14	892	ONEJRNTEF	SHOUST, Andrea, 86, SSMAAC
2	1:04.49	860	OCNSHDEC	BECKBERGER, Jen, 86, AAC
3	1:04.57	858	ONBRANTNOV	SMITH, Katie, 86, COBRA
4	1:04.92	849	OCPCSDDEC	BRAND, Noemie, 86, PCSC
5	1:05.12	847	OCNSHDEC	GUAY-RACINE, Julia, 86, CAMO
6	1:05.18	843	ONNYACDEC	BEAULIEU, Randi, 85, MSSAC
7	1:05.65	832	EDMONNOV	HOANG, Tina, 85, HYACK
8	1:05.98	824	ONEJRNTEF	MCLROY, Kristin, 86, TO
9	1:06.01	823	ONEJRNTEF	JACKSON, Hilary, 86, STARS
10	1:06.02	823	ONNYACJAN	THERON, Sasha, 86, NYAC
11	1:06.27	817	ABAGMAR	POMERLEAU, Kirsten, 87, DEL
12	1:06.30	816	OCNSHDEC	ROSS, Stephanie, 86, CAMO
13	1:06.31	816	EDMONNOV	GILLESPIE, Amanda, 85, NKB
14	1:06.37	815	BCKSDDEC	RUSH, Kelsey, 86, WVOSC
15	1:06.52	811	ONAGMAR	HOLMES, Blair, 86, COBRA
16	1:06.82	804	OCNSHDEC	NEMETH, Kelsey, 86, AAC
17	1:07.16	796	OCUPJAN	BOICHARD, Michele-Audrey, 86, CAMO
18	1:07.25	794	MBPWINOV	BRYON, Gillian, 86, USC
19	1:07.30	793	BCKSDDEC	CORMACK, Stacy, 86, CASC
20	1:07.37	791	ONSRDEEC	LESSLIE, Rachel, 86, EBSC

200 m Backstroke

1	2:15.54	900	ONEJRNTEF	SHOUST, Andrea, 86, SSMAAC
2	2:18.94	862	BCWJRNTEF	RUSH, Kelsey, 86, WVOSC
3	2:19.13	860	ONEJRNTEF	MCLROY, Kristin, 86, TO
4	2:19.16	859	OCULAVNOV	GUAY-RACINE, Julia, 86, CAMO
5	2:19.79	850	OCPCSDDEC	BRAND, Noemie, 86, PCSC
6	2:20.00	852	ONBRANTNOV	SMITH, Katie, 86, COBRA
7	2:20.40	846	OCNSHDEC	ROSS, Stephanie, 86, CAMO
8	2:20.97	839	ONAGMAR	MCQUEEN, Shannon, 87, NKB
9	2:21.38	835	ONNYACJAN	THERON, Sasha, 86, NYAC
10	2:21.59	832	EDMONNOV	NEMETH, Kelsey, 86, AAC
11	2:21.78	830	EDMONNOV	NEMETH, Kelsey, 86, AAC
12	2:22.15	826	BCKSDDEC	CORMACK, Stacy, 86, CASC
13	2:22.47	823	ONEJRNTEF	JACKSON, Hilary, 86, STARS
14	2:23.08	816	MBPWINOV	BRYON, Gillian, 86, USC
15	2:23.38	813	ONEOSAFEB	LESSLIE, Rachel, 86, EBSC
16	2:23.56	811	OCULAVNOV	DONOVAN, Kayleigh, 85, DDO
17	2:23.70	809	MBPWINOV	NORTON, Thea, 86, OSC
18	2:23.82	808	ONAGMAR	WOLFE, Cassandra, 86, BTSC
19	2:23.99	806	BCWJRNTEF	SCHAAB, Carly, 86, UCSA
20	2:24.71	798	BCKSDDEC	BLOCK, Carmen, 86, BRSA

50 m Breaststroke

1	33.94	854	ONEJRNTEF	LABBETT, Kim, 87, TO
2	34.11	846	OCMGEODEC	RUN, Stephanie, 86, MEGO
3	34.13	845	BCWJRNTEF	TIMMONS, Kelly, 86, OSC
4	34.24	840	BCWJRNTEF	Mange, Michelle, 87, UBCCD
5	34.61	823	BCWJRNTEF	HENDRICK, Elizabeth, 87, BRSA
6	34.70	819	OCMGEODEC	LAFAILLE, Eveline, 86, CNHR
7	34.85	812	EDMONNOV	BECKBERGER, Jen, 86, AAC
8	35.07	803	ONEJRNTEF	ENGS, Elizabeth, 87, CAJ
9	35.08	802	OCULAVNOV	BROWN, Jennifer, 86, TCSC
10	35.26	794	ONNYACDEC	CLOUTIER, Kristin, 86, CAJ
11	35.45	786	BCWJRNTEF	WILLIAMS, Dana, 87, STSC
12	35.57	780	BCWJRNTEF	SANDULAK, Danielle, 86, EKSC
13	35.60	779	ONEJRNTEF	MCCABE, Allison, 86, TSC
14	35.60	779	OCSTEFOMAR	DUFOUR, Cecile, 87, EXCEL
15	35.65	775	ONMSSACNOV	SUN, Stephanie, 86, NYAC
16	35.74	773	ONEJRNTEF	BOUILLANNE, Bianca, 86, CAMO
17	35.90	766	ONEJRNTEF	NGUYEN, Quynh, 86, TO
18	35.96	763	ONEJRNTEF	RUCH, Sasha, 86, USC
19	36.05	759	BCWJRNTEF	CLARKE, Mackenzie, 86, BRSA
20	36.19	753	ABSRFEB	MACDONALD, Heather, 86, EDSON

100 m Breaststroke

1	1:12.71	852	OCNSHDEC	BECKBERGER, Jen, 86, AAC
2	1:12.89	849	EDMONNOV	TIMMONS, Kelly, 86, OSC
3	1:13.00	846	ONEJRNTEF	LABBETT, Kim, 87, TO
4	1:13.42	837	BCWJRNTEF	Mange, Michelle, 87, UBCCD
5	1:13.59	834	ONAGMAR	ENGS, Elizabeth, 87, CAJ
6	1:13.35	796	OCUPJAN	BABB, Caitlin, 86, DDO
7	1:14.43	795	OCNSHDEC	NICHOLSON, Meghan, 86, NKB
8	1:15.56	792	OCPCSDDEC	CHARNE, Heather, 86, PCSC
9	1:15.66	790	ONAGMAR	NGUYEN, Quynh, 87, MSSAC
10	1:15.77	788	ONNYACDEC	CLOUTIER, Kristin, 86, CAJ
11	1:15.95	784	OCSAMAKNOV	RATELLE, Marie-Pier, 86, MEGO
12	1:16.00	783	BCKSDDEC	HUARD, Chantal, 86, IS
13	1:16.25	778	OCNSHDEC	BOUILLANNE, Bianca, 86, CAMO
14	1:16.46	773	BCWJRNTEF	NORTON, Thea, 86, OSC
15	1:16.46	773	ONAGMAR	GILLESPIE, Roberta, 86, PERTH
16	1:16.55	772	BCWJRNTEF	WILLIAMS, Dana, 87, STSC

TOP AGE GROUP TIMES

Rankings for the period
October 1, 2001 to April 30, 2002
Compiled by SWIMNEWS
For additional rankings www.swimnews.com

2002 SHORT COURSE TAG®

BOYS 15 Years of Age

50 m Freestyle

1	24.40	798	OCMEGODEC	CHARTRAND, Alex, 85, ELITE
2	24.50	791	OCNSHDEC	DROLET, Philippe, 86, ELITE
3	24.69	779	ONBRANTNOV	CHAN, Eric, 85, AAC
4	24.73	777	BCWJRTTFEB	MCLEAN, Caleb, 86, VKSC
5	24.73	777	BCKSCDEC	GILLESPIE, Kevin, 86, EXST
6	24.87	768	OCAGMAR	PETRE, Octavian, 86, CAMO
7	25.02	758	ONAGMAR	DONST, Aaron, 86, HWAC
8	25.07	755	OCMEGODEC	PHILIPPE, Doret, 86, ELITE
9	25.10	753	ONAGMAR	VUJAKLIJA, Misa, 86, NYAC
10	25.12	752	OCPCSCDEC	OUVEDO, Paul, 86, COBRA
11	25.19	747	ONNWAOAPP	CARL, Christian, 87, TBT
12	25.20	747	OCAGMAR	NEWMAN, Wesley, 86, DDO
13	25.23	745	OCMEGODEC	LALIBERTE, Marc, 86, EXCEL
14	25.26	743	OCNSHDEC	AUBRY, Jonathan, 86, CNB
15	25.36	737	BCKSCDEC	JACKS, Greer, 86, IS
16	25.36	737	ONCUPNOV	O'NEILL, Kieran, 85, SSMAC
17	25.42	733	OND2TMAPP	HALE, Brannyn, 86, NSA
18	25.44	732	BCSCMAR	FAVARO, Brett, 86, CHENA
19	25.44	732	BCKSCDEC	MYNHARDT, Janco, 86, PSW
20	25.44	732	ABUCSJJAN	EDMUND, Curtis, 86, CP

100 m Freestyle

1	53.30	812	BCKSCDEC	GILLESPIE, Kevin, 86, EXST
2	53.89	794	ONEJRTTFEB	MURRAY, Nicholas, 86, DYNAM
3	54.23	813	OCAGMAR	NEWMAN, Wesley, 86, DDO
4	54.27	783	OCULAVDEC	MURRAY, Nicholas, 86, DYNAM
5	54.51	776	OCNSHDEC	DROLET, Philippe, 86, ELITE
6	54.52	776	ONBRANTNOV	CHAN, Eric, 85, AAC
7	54.53	776	OCAGMAR	PROVENCHER-FORGET, David, 86, DDO
8	54.58	774	BCSCMAR	POMMERVILLE, Justin, 86, IS
9	54.59	774	BCWJRTTFEB	JACKS, Greer, 86, IS
10	54.73	770	BCISCUFNOV	JONES, Evan, 86, UBDC
11	54.73	770	ONNWAOAPP	CARL, Christian, 87, TBT
12	54.90	765	ONAGMAR	DONST, Aaron, 86, HWAC
13	55.07	760	ONAGMAR	VUJAKLIJA, Misa, 86, NYAC
14	55.08	760	OCPCSCDEC	OUVEDO, Paul, 86, COBRA
15	55.11	759	BCWJRTTFEB	MCLEAN, Caleb, 86, VKSC
16	55.22	752	ONCUPNOV	NEWMAN, Wesley, 86, DDO
17	55.25	755	ONAGMAR	SPENCER, Dave, 86, GGST
18	55.43	750	ONAGMAR	MURRAY, Justin, 86, OSHAC
19	55.45	749	OCULAVNOV	LALIBERTE, Marc, 86, EXCEL
20	55.52	747	OCNSHDEC	SAUMUR, Guillaume, 86, CAMO

200 m Freestyle

1	1:56.27	826	OCMEGODEC	LALIBERTE, Marc, 86, EXCEL
2	1:56.33	825	BCSCMAR	JONES, Evan, 86, UBDC
3	1:56.91	817	OCULAVNOV	AUBRY, Jonathan, 86, CNB
4	1:57.05	815	ONAGMAR	ACKROYD, Colin, 86, AAC
5	1:57.09	815	ONAGMAR	BRONSON, Justin, 86, OSHAC
6	1:57.21	813	BCKSCDEC	GILLESPIE, Kevin, 86, EXST
7	1:57.67	807	ONBRANTNOV	CHAN, Eric, 85, AAC
8	1:57.92	804	ONEJRTTFEB	PROVENCHER-FORGET, David, 86, DDO
9	1:58.08	802	MBPWNOV	LAVOIE, Malcolm, 85, OSC
10	1:58.46	797	BCVANISJAN	JACKS, Greer, 86, IS
11	1:58.49	796	OCPCSCDEC	MONK, James, 86, UBDC
12	1:58.65	794	ONNYACDEC	BAJCAR, Joe, 86, OAK
13	1:58.82	792	ONEJRTTFEB	MURRAY, Nicholas, 86, DYNAM
14	1:59.28	786	ONSRDEC	SLATER, Adam, 86, NEW
15	1:59.45	783	OCAGMAR	NEWMAN, Wesley, 86, DDO
16	1:59.63	781	BCSCMAR	POMMERVILLE, Justin, 86, IS
17	1:59.64	781	OND2TMAPP	SPENCER, Dave, 86, GGST
18	1:59.67	781	ONAGMAR	DONST, Aaron, 86, HWAC
19	1:59.74	780	OCNSHDEC	GREEN, Buddy, 86, LUSC
20	2:00.05	776	OCMEGODEC	SAMSON, Maxime, 85, OSC

400 m Freestyle

1	4:03.65	841	MBPWNOV	LAVOIE, Malcolm, 85, OSC
2	4:05.76	827	OCMEGODEC	LALIBERTE, Marc, 86, EXCEL
3	4:05.78	827	OCMEGODEC	AUBRY, Jonathan, 86, CNB
4	4:06.13	825	BCSCMAR	JONES, Evan, 86, UBDC
5	4:08.95	807	ONNYACDEC	BAJCAR, Joe, 86, OAK
6	4:10.30	798	ONSRDEC	SLATER, Adam, 86, NEW
7	4:10.40	798	BCKSCDEC	DERBAN, Will, 86, UCSC
8	4:10.74	796	OCPCSCDEC	MONK, James, 86, UBDC
9	4:11.10	793	ONEJRTTFEB	GREEN, Buddy, 86, LUSC
10	4:12.62	784	ONEJRTTFEB	BRASSARD-GAGNON, Philippe, 86, DDO
11	4:12.74	783	BCSCMAR	JACKS, Greer, 86, IS
12	4:13.15	781	ONAGMAR	BRONSON, Justin, 86, OSHAC
13	4:13.44	781	OCAGMAR	NEWMAN, Wesley, 86, DDO
14	4:13.54	778	OCAGMAR	PROVENCHER-FORGET, David, 86, DDO
15	4:13.66	777	ONSRDEC	HAWES, Mathew, 86, GO
16	4:13.67	777	ONAGMAR	LOULI, Stephen, 86, MAC
17	4:14.10	775	ONEJRTTFEB	LACHAPELLE, Marc, 86, CAMO
18	4:15.24	768	ONAGMAR	ACKROYD, Colin, 86, AAC
19	4:15.30	767	ONNYACDEC	CHANTLER, Gareth, 86, OAK
20	4:16.69	759	OND2TMAPP	SPENCER, Dave, 86, GGST

1500 m Freestyle

1	16:15.13	834	EDMONNOV	LAVOIE, Malcolm, 85, OSC
2	16:20.15	826	OCNSHDEC	GREEN, Buddy, 86, LUSC
3	16:22.08	823	OCMEGODEC	AUBRY, Jonathan, 86, CNB
4	16:22.34	822	BCSCMAR	JONES, Evan, 86, UBDC
5	16:26.11	816	ONEJRTTFEB	NEWMAN, Wesley, 86, DDO
6	16:38.61	796	ONEJRTTFEB	PROVENCHER-FORGET, David, 86, DDO
7	16:39.72	795	OCMEGODEC	LALIBERTE, Marc, 86, EXCEL
8	16:41.75	791	BCSCMAR	REID, Brad, 86, HYACK
9	16:44.84	787	ONNYACDEC	CHANTLER, Gareth, 86, OAK
10	16:46.67	784	ONNYACDEC	BAJCAR, Joe, 86, OAK
11	16:47.01	783	OCPCSCDEC	MONK, James, 86, UBDC
12	16:48.22	781	ONEJRTTFEB	BRASSARD-GAGNON, Philippe, 86, DDO
13	16:50.69	777	MBPWNOV	ABDULLA, Adam, 85, ROD
14	16:50.87	777	ONEJRTTFEB	BRONSON, Justin, 86, OSHAC
15	16:50.98	777	BCSCMAR	QUINLAN, Edward, 86, UBDC
16	16:52.45	775	BCKSCDEC	DERBAN, Will, 86, UCSC
17	16:54.04	772	OCNSHDEC	ACKROYD, Colin, 86, AAC
18	16:55.49	770	ONSRDEC	HAWES, Mathew, 86, GO
19	16:58.01	766	OCAGMAR	LETURNOU, Matthew, 87, CNHR
20	16:58.59	765	OCULAVDEC	MURRAY, Nicholas, 86, DYNAM

50 m Backstroke

1	27.81	769	BCWJRTTFEB	ACKROYD, Colin, 86, AAC
2	27.85	767	ONSRDEC	HAWES, Mathew, 86, GO
3	27.93	763	ONEJRTTFEB	NEWMAN, Wesley, 86, DDO
4	28.07	755	BCWJRTTFEB	SORRENTI, Kyle, 86, BRSA
5	28.27	743	BCWJRTTFEB	GENDRON, Eric, 86, BRSA
6	28.38	737	ONNYACDEC	HOLLAND, Brian, 86, MSSAC
7	28.40	736	ONEJRTTFEB	DONST, Aaron, 86, HWAC
8	28.75	717	OCULAVNOV	BOUCHARD, Kevin, 85, EXCEL
9	28.89	709	ONEJRTTFEB	LENER, Andrej, 86, NKB
10	28.91	708	ABAGMAR	PAPE, Ashley, 87, NCSA
11	29.24	685	ONEJRTTFEB	HARE, Art, 86, TRENT
12	29.40	682	OCPCSCDEC	POWELL, Mathew, 86, PCSC

13	29.52	676	ONEJRTTFEB	ELLERTON, Jamie, 86, WVAC
14	30.01	651	ONETBOCT	CUNNINGHAM, Adam, 85, NEW
15	30.08	647	ONNYACDEC	BAJCAR, Joe, 86, OAK
16	30.11	646	ONNYACDEC	GOODMAN, Daniel, 86, NYAC
17	30.17	643	ABUCSJJAN	RICHTER, Derek, 86, ROD
18	30.18	642	ONNYACJAN	GERMANO, Ricardo, 86, ESWIM
19	30.18	642	BCWJRTTFEB	WAGNER, Andrew, 86, UBDC
20	30.22	640	ONOAUKJAN	VOLLMER, Daniel, 86, AAC

100 m Backstroke

1	58.42	814	BCWJRTTFEB	ACKROYD, Colin, 86, AAC
2	58.94	800	ONEJRTTFEB	NEWMAN, Wesley, 86, DDO
3	59.24	792	ONSRDEC	HAWES, Mathew, 86, GO
4	59.29	791	BCWJRTTFEB	GENDRON, Eric, 86, BRSA
5	59.38	789	ONAGMAR	HOLLAND, Brian, 86, MSSAC
6	59.68	781	BCWJRTTFEB	SORRENTI, Kyle, 86, BRSA
7	59.79	778	BCKSCDEC	GILLESPIE, Kevin, 86, EXST
8	1:00.15	768	ONEJRTTFEB	LENER, Andrej, 86, NKB
9	1:01.13	743	BCKSCDEC	POMMERVILLE, Justin, 86, IS
10	1:01.29	739	ONAGMAR	DONST, Aaron, 86, HWAC
11	1:01.33	738	ONEJRTTFEB	ELLERTON, Jamie, 86, WVAC
12	1:01.37	737	ONEJRTTFEB	FRACKE, Hans, 86, USC
13	1:01.48	734	ONAGMAR	GERMANO, Ricardo, 86, ESWIM
14	1:01.55	732	ONSRDEC	CUNNINGHAM, Adam, 85, NEW
15	1:01.65	730	ONEJRTTFEB	HARE, Art, 86, TRENT
16	1:01.73	727	ONAGMAR	VOLLMER, Daniel, 86, AAC
17	1:01.97	721	BCWJRTTFEB	RICHTER, Derek, 86, ROD
18	1:02.44	707	OCULAVNOV	PAPE, Ashley, 87, NCSA
19	1:02.88	699	ONHURONDEC	KAYSER, Riley, 86, TRENT
20	1:02.96	697	OND2TMAPP	ALLAIN, Michael, 87, BST

200 m Backstroke

1	2:04.22	853	ONSRDEC	HAWES, Mathew, 86, GO
2	2:06.60	824	ONAGMAR	ACKROYD, Colin, 86, AAC
3	2:06.77	821	ONAGMAR	HOLLAND, Brian, 86, MSSAC
4	2:06.77	821	OCAGMAR	NEWMAN, Wesley, 86, DDO
5	2:09.65	786	ONAGMAR	LENER, Andrej, 86, NKB
6	2:09.71	785	ONAGMAR	FRACKE, Hans, 86, USC
7	2:10.65	774	BCKSCDEC	POMMERVILLE, Justin, 86, IS
8	2:10.67	774	OND1TMAPP	ELLERTON, Jamie, 86, WVAC
9	2:10.70	773	BCWJRTTFEB	SORRENTI, Kyle, 86, BRSA
10	2:10.77	773	BCWJRTTFEB	RICHTER, Derek, 86, ROD
11	2:10.95	770	BCWJRTTFEB	GENDRON, Eric, 86, BRSA
12	2:11.91	759	OCULAVDEC	MURRAY, Nicholas, 86, DYNAM
13	2:12.22	755	ONSRDEC	CUNNINGHAM, Adam, 85, NEW
14	2:12.49	752	SKGLODOCT	LAVOIE, Malcolm, 85, OSC
15	2:12.70	749	ONAGMAR	DONST, Aaron, 86, HWAC
16	2:12.88	747	ONEJRTTFEB	MURRAY, Nicholas, 86, DYNAM
17	2:13.06	745	BCWJRTTFEB	WAGNER, Andrew, 86, UBDC
18	2:13.07	745	ABLASCOC	GILLESPIE, Kevin, 86, EXST
19	2:13.83	736	ONAGMAR	HARE, Art, 86, TRENT
20	2:14.12	733	ONAGMAR	GILLBERRY, Rob, 86, BAD

50 m Breaststroke

1	30.48	814	ONEJRTTFEB	MONACO, Marco, 86, TO
2	31.28	772	OCMEGODEC	LABOUCQUE, Mathew, 85, ELITE
3	31.47	767	OCMEGODEC	LETENDRE, Simon, 86, CNS
4	31.81	746	OCPCSCDEC	LAROUCHE, Mathew, 86, PCSC
5	32.01	736	ONNYACDEC	CHOW, Raymond, 86, TMSAC
6	32.13	730	ABUCSJJAN	GETTLER, Mathew, 86, CONNU
7	32.15	730	OCPCSCDEC	POWELL, Mathew, 86, PCSC
8	32.28	723	MBKSCFEB	YUZUVA, Matt, 86, CASAC
9	32.46	714	OCULAVDEC	TREMBLAY, Yuri, 85, ULAV
10	32.70	703	OCULAVNOV	AUBRY, Jonathan, 86, CNB
11	32.82	697	OCULAVDEC	TREMBLAY, Yuri, 85, ULAV
12	32.83	697	OCULAVNOV	LALIBERTE, Marc, 86, EXCEL
13	32.91	693	ONEJRTTFEB	TUNG, Bryce, 86, ESWIM
14	32.94	692	ABUCSJJAN	EDMUNDS, Curtis, 86, CP
15	33.15	683	OCULAVNOV	HITCOCK, Cody, 86, ROD
16	33.33	673	OCULAVNOV	ALTHOFF, Jason, 86, CAMO
17	33.51	665	OCAGMAR	MARCHAND, Zachary, 87, MEGO
18	33.54	664	OCULAVDEC	GLASSMAN, Andrew, 86, DDO
19	33.59	662	OCAGMAR	ROCHU, Mathew, 87, KOTNO
20	33.78	653	ONNYACJAN	CHEUNG, Andrew, 86, WAC

100 m Breaststroke

1	1:05.74	831	ONEJRTTFEB	MONACO, Marco, 86, TO
2	1:05.99	825	ONAGMAR	CHOW, Raymond, 86, TMSAC
3	1:07.00	801	ONBRANTNOV	CHAN, Eric, 85, AAC
4	1:07.04	800	ONAGMAR	VUJAKLIJA, Misa, 86, NYAC
5	1:08.67	763	ONBRANTNOV	MCKECHNIE, Dave, 86, CYC
6	1:08.74	761	OCNSHDEC	TREMBLAY, Yuri, 85, ULAV
7	1:09.64	740	OCPCSCDEC	LAROUCHE, Mathew, 86, PCSC
8	1:09.91	734	OCPCSCDEC	POWELL, Mathew, 86, PCSC
9	1:09.92	734	OCNSHDEC	ALTHOFF, Jason, 86, CAMO
10	1:09.96	733	OCAMOOCT	SAMSON, Maxime, 85, ELITE
11	1:10.08	730	OCAMOOCT	AUBRY, Jonathan, 86, CNB
12	1:10.14	729	MBKSCFEB	YUZUVA, Matt, 86, CASAC
13	1:10.87	713	OND2TMAPP	HALE, Brannyn, 86, NSA
14	1:11.00	710	ONAGMAR	GRAY, Jason, 86, BRANT
15	1:11.00	710	OCULAVNOV	LALIBERTE, Marc, 86, EXCEL
16	1:11.08	708	OCULAVDEC	MURRAY, Nicholas, 86, DYNAM
17	1:11.25	705	ONAGMAR	TUNG, Bryce, 86, ESWIM
18	1:11.33	703	OND2TMAPP	VOLLMER, Daniel, 86, AAC
19	1:11.41	701	ONAGMAR	GARRETT,

TOP AGE GROUP TIMES

Rankings for the period
October 1, 2001 to April 30, 2002
Compiled by SWIMNEWS
For additional rankings www.swimnews.com

2002 SHORT COURSE TAG®

GIRLS 16 Years of Age

50 m Freestyle

1	25.83	915	ONEJRNTEF	PORENTA, Jen, 85, TO
2	25.96	907	BCWJRNTEF	BECKBERGER, Jen, 86, AAC
3	26.22	892	BCWJRNTEF	KARDASH, Erin, 85, MM
4	26.39	882	BCWJRNTEF	KARDASH, Diane, 85, MM
5	26.70	864	EDMONNOV	KUHN, Stephanie, 85, TMSAC
6	26.79	859	BCKSCDEC	VANGODOEVER, Elsa, 85, BRSA
7	26.82	857	MBPWINOV	TOGOODO, Jennifer, 85, MM
8	26.97	849	ONAGMAR	CHAN, Jacqueline, 85, MSSAC
9	27.03	845	OCULAVDEC	GAULT, Sarah, 85, DDO
10	27.05	844	ONCUPNOV	HOBER, Renee, 85, ROW
11	27.13	840	OCUPJAN	BLAIS, Marie-Pier, 86, MEGO
12	27.23	834	BCKSCDEC	NICHOLLS, Stephanie, 85, PN
13	27.30	830	ONAGMAR	SMITH, Katie, 86, COBRA
14	27.31	829	ONSRDEC	ARMSTRONG, Darci, 84, TAT
15	27.41	824	OCCAMOCOT	POON, Victoria, 84, CNPPO
16	27.47	820	BCWJRNTEF	POMERLEAU, Kari, E, 85, DEL
17	27.56	815	BCWJRNTEF	BAIRD, Andrea, 85, RDSCC
18	27.56	815	ONDI1MAPR	COPE, Oriana, 86, NKB
19	27.57	814	ONAGMAR	HOPE, Oriana, 85, NKB
20	27.59	813	ONNKBJAN	GILLESPIE, Amanda, 85, NKB

100 m Freestyle

1	55.87	924	ONSRDEC	PORENTA, Jen, 85, MMST
2	56.14	917	BCWJRNTEF	KARDASH, Erin, 85, MM
3	56.18	917	BCWJRNTEF	BECKBERGER, Jen, 86, AAC
4	57.40	883	BCKSCDEC	VANGODOEVER, Elsa, 85, BRSA
5	57.57	879	BCWJRNTEF	LYS, Alexandra, 85, UCSA
6	57.71	875	BCWJRNTEF	KARDASH, Diane, 85, MM
7	57.76	874	EDMONNOV	KUHN, Stephanie, 85, TMSAC
8	57.99	868	INTJRSDEC	DOODY, Hayley, 85, UCSA
9	58.47	855	ONCUPNOV	HOBER, Renee, 85, ROW
10	58.79	846	ONEJRNTEF	CAITLIN, Babb, 86, DDO
11	58.85	845	ONNYACDEC	CHAN, Jacqueline, 85, MSSAC
12	59.00	841	ONBRANTNOV	ARMSTRONG, Darci, 84, TAT
13	59.11	838	OCULAVDEC	GAULT, Sarah, 85, DDO
14	59.18	836	BCKSCDEC	O'KELLY, Orlagh, 85, EKSC
15	59.21	835	BCKSCDEC	NICHOLLS, Stephanie, 85, PN
16	59.29	831	MBPWINOV	ZIOLKOWSKI, Maya, 85, YORK
17	59.44	829	ONSRDEC	ZIOLKOWSKI, Maya, 85, YORK
18	59.50	828	BCCSMAR	CARRIER, Lessard, Amelie, 86, UBDC
19	59.56	826	ONMSSACNOV	TELFER, Katharine, 84, ESWM
20	59.56	826	OCAGMAR	BOUDREAU, Valerie, 85, ULAV

200 m Freestyle

1	2.02.13	920	ONEJRNTEF	PORENTA, Jen, 85, TO
2	2.02.80	912	INTJRSDEC	DOODY, Hayley, 85, UCSA
3	2.05.44	879	ONAGMAR	WALKINSHAW, Kahla, 85, HWAC
4	2.05.71	876	BCWJRNTEF	BECKBERGER, Jen, 86, AAC
5	2.05.82	875	OCUPJAN	PERRAULT, Patricia, 85, CNCB
6	2.06.01	872	ONSRDEC	LACOSTE, Nathalie, 85, MSSAC
7	2.06.45	867	OCUPJAN	GILLESPIE, Amanda, 85, NKB
8	2.06.63	865	MBSKSCFEB	KARDASH, Erin, 85, MM
9	2.06.64	864	BCKSCDEC	O'KELLY, Orlagh, 85, EKSC
10	2.06.65	864	BCKSCDEC	VANGODOEVER, Elsa, 85, BRSA
11	2.06.92	861	BCWJRNTEF	LOCK, Jenny, 85, COMOX
12	2.07.17	858	OCULAVNOV	BERNIER, Joan, 84, CNCB
13	2.07.22	857	BCCSMAR	NICHOLLS, Stephanie, 85, PN
14	2.07.22	857	ONBRANTNOV	HOBER, Renee, 85, ROW
15	2.07.97	848	ONEJRNTEF	CAITLIN, Babb, 86, DDO
16	2.08.06	847	BCCSMAR	BAIRD, Andrea, 85, RDSCC
17	2.08.23	845	BCVANISJAN	CLOAK, Brianna, 86, IS
18	2.08.55	841	BCWJRNTEF	LYS, Alexandra, 85, UCSA
19	2.08.64	840	ONNYACJAN	CHAN, Jacqueline, 85, TO
20	2.08.76	839	ONBRANTNOV	ARMSTRONG, Darci, 84, TAT

400 m Freestyle

1	4:16.75	917	INTJRSDEC	DOODY, Hayley, 85, UCSA
2	4:20.40	896	ONAGMAR	LACOSTE, Nathalie, 85, MSSAC
3	4:23.27	879	ONCUPNOV	SIUDA, Kathy, 85, ROW
4	4:26.00	863	OCAGMAR	MARTIN, Marie-Pier, 86, EXCEL
5	4:26.02	863	ONEJRNTEF	PERRAULT, Patricia, 85, CNCB
6	4:27.19	856	BCKSCDEC	NICHOLLS, Stephanie, 85, PN
7	4:27.52	854	BCKSCDEC	O'KELLY, Orlagh, 85, EKSC
8	4:28.06	851	ONDI1MAPR	MARTIN, Sheena, 85, ROW
9	4:28.25	850	OCULAVDEC	LACHANCE-FORTIN, Alex, 85, ULAV
10	4:28.26	850	OCMEGODEC	MARTIN, Marie-Pierre, 85, EXCEL
11	4:28.29	850	ONCUPNOV	TELFER, Katharine, 84, ESWM
12	4:28.63	848	OCCPSDEC	WISE, Laura, 85, COBRA
13	4:28.64	848	ONNYACDEC	CERMAK, Carly, 85, CAJ
14	4:29.50	843	MBPWINOV	WALKINSHAW, Kahla, 85, HWAC
15	4:29.59	842	ONDI1MAPR	NEMETH, Kelsey, 86, AAC
16	4:29.81	841	BCCSMAR	CLOAK, Brianna, 86, IS
17	4:30.32	838	SKGOLDCT	MCCNALLY, Sara, 84, EKSC
18	4:30.78	835	OCCNSHDEC	BERNARD, Claudia, 84, REG
19	4:31.50	831	OCAGMAR	CAYEN, Joan, 85, ULAV
20	4:31.97	829	MBSKSCFEB	KARDASH, Erin, 85, MM

800 m Freestyle

1	8:58.69	884	ONSRDEC	LACOSTE, Nathalie, 85, MSSAC
2	9:02.51	874	ONMSSACNOV	TELFER, Katharine, 84, ESWM
3	9:05.14	866	OCAGMAR	MARTIN, Marie-Pier, 86, EXCEL
4	9:07.65	859	BCBCTNOV	DOODY, Hayley, 85, UCSA
5	9:09.26	854	OCULAVNOV	LACHANCE-FORTIN, Alex, 85, ULAV
6	9:10.68	850	ONEJRNTEF	WALKINSHAW, Kahla, 85, HWAC
7	9:11.02	849	ONNYACDEC	CERMAK, Carly, 85, CAJ
8	9:11.05	849	OCMEGODEC	MARTIN, Marie-Pierre, 85, EXCEL
9	9:11.36	848	ONSRDEC	MARTIN, Sheena, 85, ROW
10	9:11.62	848	BCVANISJAN	CLOAK, Brianna, 86, IS
11	9:11.81	847	ONEJRNTEF	PERRAULT, Patricia, 85, CNCB
12	9:12.28	846	ONEJRNTEF	COLES, Gillian, 85, BROCK
13	9:13.81	842	ONDI1MAPR	NEMETH, Kelsey, 86, AAC
14	9:18.58	828	OCULAVNOV	BERNARD, Claudia, 84, REG
15	9:19.14	827	OCUPJAN	CAYEN, Joan, 85, ULAV
16	9:20.63	822	ONCUPNOV	SIUDA, Kathy, 85, ROW
17	9:20.68	822	SKGOLDCT	MCCNALLY, Sara, 84, EKSC
18	9:22.17	818	INSAGMAR	SMITH, Danielle, 85, WTSAC
19	9:22.23	818	ONEJRNTEF	RUTER, Katherine, 85, NYAC
20	9:23.91	813	OCCNSHDEC	OSTERER, Liz, 85, NKB

50 m Backstroke

1	29.65	867	BCWJRNTEF	KUBAS, Hania, 85, EKSC
2	30.15	861	ONEJRNTEF	VINCENT, Tiffany, 85, BRANT
3	30.15	861	ONNYACDEC	KUHN, Stephanie, 85, TMSAC
4	30.32	852	MBSKSCFEB	KARDASH, Erin, 85, MM
5	30.45	846	EDMONNOV	MARTIN, Sheena, 85, ROW
6	30.48	844	ONEJRNTEF	BEAULIEU, Randi, 85, TO
7	30.52	842	BCWJRNTEF	HOANG, Tina, 85, HYACK
8	30.73	831	BCWJRNTEF	KARDASH, Diane, 85, MM
9	30.89	823	ONNYACJAN	BECKBERGER, Jen, 86, AAC
10	31.12	812	OCULAVDEC	LEFORT, Emilie, 85, DDO
11	31.17	809	ABUSCJAN	CHUGOV, Vicki, 85, C
12	31.17	809	OCULAVDEC	TCHOLKAYAN, Valerie, 84, DDO

13	31.18	809	ABEKSOCBOCT	O'KELLY, Orlagh, 85, EKSC
14	31.21	807	OCULAVNOV	BERNARD, Claudia, 84, REG
15	31.55	790	OCULAVNOV	ROY, L'ECUYER, Chrysete, 84, CNB
16	31.56	789	OCCPSDEC	WISE, Laura, 85, COBRA
17	31.56	789	ONNYACDEC	CHAIN, Jacqueline, 85, MSSAC
18	31.68	783	ONEJRNTEF	RAHNEILL, Gilliane, 85, CAMO
19	31.72	781	SAMAKJAN	GEORGIE, Marie-Eve, 86, HIPPO
20	31.75	780	OCCSAMAKNOV	GANDRON, Emilee, 84, SAMAK

100 m Backstroke

1	1:02.85	899	ONEJRNTEF	GILLESPIE, Amanda, 85, NKB
2	1:02.96	896	BCWJRNTEF	KUBAS, Hania, 85, EKSC
3	1:03.14	892	ONEJRNTEF	KARDASH, Erin, 85, MM
4	1:03.24	873	ONAGMAR	SMITH, Katie, 86, COBRA
5	1:04.28	865	BCCSMAR	HOANG, Tina, 85, HYACK
6	1:04.31	864	ONEJRNTEF	BEAULIEU, Randi, 85, TO
7	1:04.85	851	BCWJRNTEF	KARDASH, Diane, 85, MM
8	1:04.93	849	OCAGMAR	BRAND, Noemie, 86, PCSC
9	1:05.04	846	EDMONNOV	MARTIN, Sheena, 85, ROW
10	1:05.61	833	BCKSCDEC	O'KELLY, Orlagh, 85, EKSC
11	1:05.88	826	BCWJRNTEF	BURNETT, Chelsey, 85, NRST
12	1:05.98	824	OCCPSDEC	WISE, Laura, 85, COBRA
13	1:06.11	821	ONEJRNTEF	VINCENT, Tiffany, 85, BRANT
14	1:06.19	819	BCWJRNTEF	HUGG, Vicki, 85, BRSA
15	1:06.38	816	BCWJRNTEF	HORWOOD, Jennifer, 85, PN
16	1:06.38	816	OCAGMAR	DONOVAN, Kayleigh, 85, DDO
17	1:06.43	813	ONNYACDEC	CHAIN, Jacqueline, 85, MSSAC
18	1:06.44	813	OCULAVDEC	TCHOLKAYAN, Valerie, 84, DDO
19	1:06.46	812	OCCNSHDEC	BERNARD, Claudia, 84, REG
20	1:06.50	812	ONSRDEC	ZIOLKOWSKI, Maya, 85, YORK

200 m Backstroke

1	2:14.88	907	BCWJRNTEF	KUBAS, Hania, 85, EKSC
2	2:14.91	907	ONEJRNTEF	GILLESPIE, Amanda, 85, NKB
3	2:15.96	895	EDMONNOV	MARTIN, Sheena, 85, ROW
4	2:17.29	880	OCCPSDEC	WISE, Laura, 85, COBRA
5	2:17.85	874	ONAGMAR	SMITH, Katie, 86, COBRA
6	2:18.37	868	OCAGMAR	BRAND, Noemie, 86, PCSC
7	2:19.34	857	ONMSSACNOV	TELFER, Katharine, 84, ESWM
8	2:19.41	857	EDMONNOV	O'KELLY, Orlagh, 85, EKSC
9	2:20.96	839	BCCSMAR	HOANG, Tina, 85, HYACK
10	2:21.73	831	OCCNSHDEC	ROBERT, Andrea, 85, TCSAC
11	2:21.82	830	OCUPJAN	DONOVAN, Kayleigh, 85, DDO
12	2:22.08	827	ONEJRNTEF	BEAULIEU, Randi, 85, TO
13	2:22.59	821	BCCSMAR	BURNETT, Chelsey, 85, NRST
14	2:22.82	819	SKGOLDCT	JOBS, Cindy, 85, MANTA
15	2:22.99	817	ONNYACDEC	CHAN, Jacqueline, 85, MSSAC
16	2:23.18	815	OCCNSHDEC	OSTERER, Liz, 85, NKB
17	2:23.33	813	ONCUPNOV	SIUDA, Kathy, 85, ROW
18	2:23.33	813	ONNYACDEC	GULL, Callan, 85, ESWM
19	2:23.51	811	ONEJRNTEF	FLEUGL, Vanessa, 85, NKB
20	2:23.66	810	ONEJRNTEF	RAINVILLE, Gilliane, 85, CAMO

50 m Breaststroke

1	32.63	914	ONCUPNOV	WAGNER, Tamara, 85, ROW
2	32.84	904	EDMONNOV	HOBER, Renee, 85, ROW
3	33.18	899	OCULAVDEC	GAULT, Sarah, 85, DDO
4	33.72	864	BCWJRNTEF	BECKBERGER, Jen, 86, AAC
5	33.74	863	ONEJRNTEF	HEATH, Brooke, 85, TAT
6	33.99	852	EDMONNOV	HIRSCH, Kim, 85, STSC
7	34.13	845	ONSRDEC	DI CRESC, Christine, 84, RHAC
8	34.18	843	ONEJRNTEF	RATTELLE, Marie-Pier, 86, MEGO
9	34.23	841	EDMONNOV	ZVIJERAC, Mila, 85, HYACK
10	34.33	836	ONEJRNTEF	DARSIGNY, Joanie, 85, CNB
11	34.46	830	ONNYACJAN	CRAFT, Jacquelyn, 85, TRENT
12	34.87	812	ONCUPNOV	OSTERER, Elizabeth, 85, NKB
13	34.87	812	OCULAVNOV	DUFOUR, Micheline, 85, ULAV
14	35.08	802	ONSRDEC	OSTERER, Liz, 85, NKB
15	35.24	795	ONNYACDEC	MACDONALD, Heather, 86, EDSON
16	35.32	791	BCWJRNTEF	MACDONALD, Heather, 86, EDSON
17	35.41	787	ONSRDEC	DEJONGE, Sybil, 85, CYPES
18	35.44	786	BCCPSACOT	ALLEN, Megan, 84, KMSC
19	35.56	781	MBSKSCFEB	KARDASH, Erin, 85, MM
20	35.59	779	ONEJRNTEF	CHANCE, Heather, 86, PCSC

100 m Breaststroke

1	1:11.47	879	EDMONNOV	HOBER, Renee, 85, ROW
2	1:11.57	877	USOPENNOV	WAGNER, Tamara, 85, ROW
3	1:12.67	853	OCULAVDEC	GAULT, Sarah, 85, DDO
4	1:12.86	849	OCUPJAN	RATTELLE, Marie-Pier, 86, MEGO
5	1:12.95	847	BCKSCDEC	HIRSCH, Kim, 85, STSC
6	1:13.33	839	OCCNSHDEC	VILLENEUVE, Sophie, 84, CNJA
7	1:13.35	835	OCAGMAR	DUFOUR, Micheline, 85, ULAV
8	1:13.58	834	ONEJRNTEF	DARSIGNY, Joanie, 85, CNB
9	1:13.82	829	ONNWOAPR	DACK, Genevieve, 85, TBT
10	1:13.96	826	BCWJRNTEF	BECKBERGER, Jen, 86, AAC
11	1:14.04	824	ONNYACDEC	HEATH, Brooke, 85, TAT
12	1:14.21	820	EDMONNOV	ZVIJERAC, Mila, 85, HYACK
13	1:14.62	812	ONHURONDEC	CRAFT, Jacquelyn, 85, TRENT
14	1:15.02	803	BCCSMAR	MATTE, Ashley, 86, PGB
15	1:15.08	802	BCWJRNTEF	LOCK, Jenny, 85, COMOX
16	1:15.42	795	ONBRANTNOV	IACOBUCCI, Natasha, 84, COBRA
17	1:15.42	795	EDMONNOV	OSTERER, Elizabeth, 85, NKB
18	1:15			

TOP AGE GROUP TIMES

Rankings for the period
October 1, 2001 to April 30, 2002
Submitted by SWIMNEWS
For additional rankings www.swimnews.com

2002 SHORT COURSE TAG®

BOYS 16 Years of Age

50 m Freestyle

1	22.85	900	USOPENNOV	MILLER, Kurtis, 85, SCAR
2	23.43	861	EDMONNOV	TOZER, Graeme, 85, MM
3	23.84	834	ONBRANTNOV	DICKENS, Scott, 84, BRANT
4	24.20	811	OCAGMAR	CHARTRAND, Alex, 85, ELITE
5	24.21	810	ONEJRNTEF	SCHACH, Ben, 85, NEW
6	24.26	807	BCWJRNTEF	SZE, Mark, 85, UBDC
7	24.33	802	ONDT1MAPR	CHANG, Nathan, 85, SCAR
8	24.37	800	ONEJRNTEF	BAIRD, Colin, 85, FAST
9	24.40	798	MBSKSCFEB	HORTNESS, Richard, 85, AMAC
10	24.43	796	ONSRDEC	CHAN, Eric, 85, AAC
11	24.45	794	ONEJRNTEF	DROLET, Philippe, 86, ELITE
12	24.46	794	ONEJRNTEF	ORIWOL, Tobias, 85, ESWM
13	24.53	789	BCWJRNTEF	ISIC, Dario, 85, UBDC
14	24.60	785	ONEJRNTEF	O'NEILL, Kieran, 85, SSAC
15	24.60	785	BCKSCDEC	CHANG, Jian-Lok, 85, EKSC
16	24.66	781	BCWJRNTEF	BLAIR, Aaron, 85, CASC
17	24.67	780	ABUCSCJAN	GILLESPIE, Kevin, 86, EXST
18	24.69	779	OCULAVDEC	LAFLAMME, Kevin, 85, RCA
19	24.70	778	OCNSHDEC	RIOUX, Kevin, 85, CAMO
20	24.80	772	BCKSCDEC	TURANICH-NOYEN, Patrick, 85, EKSC

100 m Freestyle

1	50.21	904	ONEJRNTEF	MILLER, Kurtis, 85, SCAR
2	50.84	885	MBPWINOV	TOZER, Graeme, 85, MM
3	51.36	849	BCWJRNTEF	HORTNESS, Richard, 85, AMAC
4	51.43	867	ONSRDEC	DICKENS, Scott, 84, BRANT
5	52.09	848	ONETOBOCT	ORIWOL, Tobias, 85, ESWM
6	52.44	837	BCWJRNTEF	SZE, Mark, 85, UBDC
7	52.60	832	OCNSHDEC	CHANG, Nathan, 85, SCAR
8	52.76	828	MBPWINOV	PHILLIPS, Devin, 85, EKSC
9	52.83	826	ONEJRNTEF	BAIRD, Colin, 85, FAST
10	52.91	823	OCNSHDEC	CHANG, Jian-Lok, 85, EKSC
11	53.03	820	OCNSHDEC	RIOUX, Kevin, 85, CAMO
12	53.12	817	OCAGMAR	LAFLAMME, Kevin, 85, RCA
13	53.15	816	OCNSHDEC	LONG, Jonathan, 85, LAC
14	53.17	815	OCAGMAR	CHARTRAND, Alex, 85, ELITE
15	53.28	812	NSAGMAR	YOUNG, Douglas, 85, SWAT
16	53.41	810	OCNSHDEC	TANTON, Eric, 85, NEW
17	53.49	806	ONAGMAR	CHAN, Eric, 85, AAC
18	53.85	795	BCWJRNTEF	ISIC, Dario, 85, UBDC
19	53.86	795	BCWJRNTEF	BLAIR, Aaron, 85, CASC
20	53.96	792	ONAGMAR	O'NEILL, Kieran, 85, SSAC

200 m Freestyle

1	1:49.32	921	ONNYACDEC	ORIWOL, Tobias, 85, ESWM
2	1:52.09	883	BCWJRNTEF	PHILLIPS, Devin, 85, EKSC
3	1:52.83	873	MBPWINOV	TOZER, Graeme, 85, MM
4	1:53.62	862	ONBRANTNOV	DICKENS, Scott, 84, BRANT
5	1:53.94	858	ONEJRNTEF	AUBRY, Jonathan, 86, CNB
6	1:54.19	854	ONNYACJAN	MILLER, Kurtis, 85, SCAR
7	1:54.86	845	BCWJRNTEF	SZE, Mark, 85, UBDC
8	1:54.96	844	OCNSHDEC	RIOUX, Kevin, 85, CAMO
9	1:55.26	840	BCWJRNTEF	HORTNESS, Richard, 85, AMAC
10	1:55.27	839	OCNSHDEC	LONG, Jonathan, 85, LAC
11	1:55.40	838	OCAGMAR	SAMSON, Maxime, 85, ELITE
12	1:55.58	835	OCAGMAR	LAFLAMME, Kevin, 85, RCA
13	1:55.68	834	BCWJRNTEF	BLAIR, Aaron, 85, CASC
14	1:55.77	833	ONEJRNTEF	MONAGHAN, James, 85, NYAC
15	1:55.83	832	BCKSCDEC	ISIC, Dario, 85, UBDC
16	1:55.88	831	ONEJRNTEF	SCHACH, Ben, 85, NEW
17	1:55.93	831	ONEJRNTEF	MOHAND-CHERIF, Sofian, 85, CAMO
18	1:56.37	825	OCAGMAR	LALIBERTE, Marc, 86, EXCEL
19	1:56.39	824	ONNYACDEC	AACH, Conrad, 85, ESWM
20	1:56.78	819	ONAGMAR	MORAN, Garrett, 85, NYAC

400 m Freestyle

1	3:50.39	926	ONNYACDEC	ORIWOL, Tobias, 85, ESWM
2	3:56.81	885	MBPWINOV	PHILLIPS, Devin, 85, EKSC
3	4:00.75	859	OCNSHDEC	LONG, Jonathan, 85, LAC
4	4:02.52	848	BCWJRNTEF	ISIC, Dario, 85, UBDC
5	4:02.80	846	OCAGMAR	AUBRY, Jonathan, 86, CNB
6	4:02.99	845	BCWJRNTEF	LAVOIE, Malcolm, 85, OSC
7	4:04.24	837	ONEJRNTEF	ATKINSON, Ryan, 85, LAC
8	4:04.42	836	OCNSHDEC	RODRIGUE, Charles, 85, ULAV
9	4:05.53	829	ONNYACDEC	JOHNSTON, Matt, 84, MSSAC
10	4:06.10	825	OCNSHDEC	SAMSON, Maxime, 85, ELITE
11	4:06.55	822	ONAGMAR	MILLER, Kurtis, 85, SCAR
12	4:06.76	821	ONNYACDEC	AACH, Conrad, 85, ESWM
13	4:07.13	818	BCKSCDEC	NG, Callum, 85, CASC
14	4:07.43	817	ONCUPNOV	DICKENS, Scott, 84, BRANT
15	4:07.56	816	QCPCSCDEC	JONES, Even, 85, UBDC
16	4:07.91	814	ONEJRNTEF	MOHAND-CHERIF, Sofian, 85, CAMO
17	4:08.14	812	SKGOLDCT	TOZER, Graeme, 85, MM
18	4:08.41	810	BCKSCDEC	BLAIR, Aaron, 85, CASC
19	4:08.42	810	BCWJRNTEF	SZE, Mark, 85, UBDC
20	4:08.50	810	OCAGMAR	LALIBERTE, Marc, 86, EXCEL

1500 m Freestyle

1	15:23.45	918	ONNYACDEC	ORIWOL, Tobias, 85, ESWM
2	15:50.87	873	OCNSHDEC	LONG, Jonathan, 85, LAC
3	15:56.40	864	ONEJRNTEF	AUBRY, Jonathan, 86, CNB
4	15:58.20	861	OCNSHDEC	RODRIGUE, Charles, 85, ULAV
5	16:00.94	857	BCWJRNTEF	BLAIR, Aaron, 85, CASC
6	16:05.39	849	OCAGMAR	SAMSON, Maxime, 85, ELITE
7	16:11.65	839	ONSRDEC	JOHNSTON, Matt, 84, MSSAC
8	16:11.79	839	BCKSCDEC	ISIC, Dario, 85, UBDC
9	16:12.11	839	OCNSHDEC	ATKINSON, Ryan, 85, LAC
10	16:18.61	828	ONNYACDEC	AACH, Conrad, 85, ESWM
11	16:20.22	826	ABUCSCJAN	LAVOIE, Malcolm, 85, OSC
12	16:20.41	825	BCKSCDEC	MONK, James, 86, UBDC
13	16:27.29	814	OCUPJAN	HAWES, Matt, 86, GO
14	16:35.84	801	BCWJRNTEF	DERBAN, Willie, 85, UCSA
15	16:37.52	798	ABUCSCJAN	EMGI, Morgan, 85, RDSC
16	16:41.22	792	BCKSCDEC	SCHMITT, Eric, 85, IS
17	16:41.47	792	ONEJRNTEF	MAZLUCCO, Marc, 85, ESWM
18	16:41.55	792	BCWJRNTEF	ABDUJIL, Adam, 85, ROSD
19	16:42.93	790	OCNSHDEC	TOBIN, Simon, 85, ULAV
20	16:52.36	775	BCKSCDEC	NG, Callum, 85, CASC

50 m Backstroke

1	25.78	888	ONEJRNTEF	ORIWOL, Tobias, 85, ESWM
2	25.98	876	ONEJRNTEF	MILLER, Kurtis, 85, SCAR
3	26.52	844	EDMONNOV	NG, Callum, 85, CASC
4	27.01	815	ONEJRNTEF	ATKINSON, Ryan, 85, LAC
5	27.28	800	ONEJRNTEF	BAIRD, Colin, 85, FAST
6	27.84	768	BCWJRNTEF	BLAIR, Aaron, 85, CASC
7	28.05	756	ONEJRNTEF	RENAUD, Martin, 85, CNB
8	28.60	725	BCWJRNTEF	ANDREWS, Gaelen, 85, CASC
9	28.63	724	ONEJRNTEF	DEMERS-GIROUX, Serge-Alexand, 85, ULAV
10	28.71	719	OCSTEFOMAR	BOUCHARD, Kevin, 85, EXCEL
11	29.00	702	QCPCSCDEC	RUSE, Tim, 85, PCSA
12	29.03	702	MBSKSCFEB	HORTNESS, Richard, 85, AMAC

13	29.08	699	QCPCSCDEC	STRELZOW, Desmond, 85, UBDC
14	29.15	695	OCSTEFOMAR	THERIAULT-ROBITAILLE, Johann, 85, CSO
15	29.16	695	ABUCSCJAN	GREENSHIELDS, Marcus, 85, RDSC
16	29.17	694	ONNYACJAN	GERMANO, Paulo, 85, ESWM
17	29.23	691	ABUCSCJAN	GILLESPIE, Kevin, 86, EXST
18	29.24	691	ABEKSOCBOCT	CHANG, Jian-Lok, 85, EKSC
19	29.25	690	BCWJRNTEF	MARXY, Myles, 85, CASC
20	29.27	689	ONNKBJAN	CARTER, Danny, 85, NKB

100 m Backstroke

1	55.27	900	ONEJRNTEF	ORIWOL, Tobias, 85, ESWM
2	56.04	879	ONEJRNTEF	MILLER, Kurtis, 85, SCAR
3	56.84	857	BCKSCDEC	NG, Callum, 85, CASC
4	56.93	855	MBPWINOV	PHILLIPS, Devin, 85, EKSC
5	57.35	843	ONEJRNTEF	ATKINSON, Ryan, 85, LAC
6	57.97	826	ONEJRNTEF	BAIRD, Colin, 85, FAST
7	58.57	810	ONEJRNTEF	HAWES, Mathew, 86, GO
8	58.87	802	ONDT1MAPR	HAWES, Matt, 86, NKB
9	59.08	797	ONETOBOCT	ATKINSON, Ryan, 85, LAC
10	59.23	793	BCWJRNTEF	SCHMITT, Eric, 85, IS
11	59.49	786	OCUPJAN	RENAUD, Martin, 85, CNB
12	59.50	785	BCWJRNTEF	BLAIR, Aaron, 85, CASC
13	59.70	780	BCWJRNTEF	ANDREWS, Gaelen, 85, CASC
14	59.82	777	BCKSCDEC	STRELZOW, Desmond, 85, UBDC
15	1:00.14	769	NFTMMAR	GIBBONS, Tim, 85, SJL
16	1:00.36	763	ONESWIMJAN	AACH, Conrad, 85, ESWM
17	1:00.67	755	OCNSHDEC	DEMERS-GIROUX, S-Alexand, 85, ULAV
18	1:00.92	748	BCWJRNTEF	MARXY, Myles, 85, CASC
19	1:01.04	745	ONAGMAR	CUNNINGHAM, Adam, 85, NEW
20	1:01.09	744	ONEJRNTEF	KAYSER, Riley, 86, TRENT

200 m Backstroke

1	1:56.74	948	ONEJRNTEF	ORIWOL, Tobias, 85, ESWM
2	2:01.29	909	ONAGMAR	MILLER, Kurtis, 85, SCAR
3	2:02.95	869	OCNSHDEC	ATKINSON, Ryan, 85, LAC
4	2:03.32	864	MBPWINOV	PHILLIPS, Devin, 85, EKSC
5	2:04.55	849	ONNYACDEC	AACH, Conrad, 85, ESWM
6	2:04.65	848	BCWJRNTEF	STRELZOW, Desmond, 85, UBDC
7	2:05.17	841	ONEJRNTEF	HAWES, Mathew, 86, GO
8	2:05.64	835	OCUPJAN	HAWES, Matt, 86, GO
9	2:05.98	831	BCKSCDEC	SCHMITT, Eric, 85, IS
10	2:06.37	826	BCWJRNTEF	NG, Callum, 85, CASC
11	2:08.03	806	ONEJRNTEF	BAIRD, Colin, 85, FAST
12	2:08.36	802	OCUPJAN	RENAUD, Martin, 85, CNB
13	2:08.45	801	MBPWINOV	TOZER, Graeme, 85, MM
14	2:08.57	799	BCWJRNTEF	BLAIR, Aaron, 85, CASC
15	2:08.62	799	BCWJRNTEF	ANDREWS, Gaelen, 85, CASC
16	2:09.85	784	BCWJRNTEF	MARXY, Myles, 85, CASC
17	2:10.31	778	ONEJRNTEF	CARTER, Danny, 85, NKB
18	2:10.50	776	OCAGMAR	MURRAY, Nicolas, 86, DYNAM
19	2:10.61	774	ONEJRNTEF	KAYSER, Riley, 86, TRENT
20	2:10.62	774	ONAGMAR	MCCLEAN, Ian, 85, CYPSS

50 m Breaststroke

1	28.64	910	EDMONNOV	DICKENS, Scott, 84, BRANT
2	29.85	846	ONEJRNTEF	RIOUX, Kevin, 85, CAMO
3	29.92	843	ONEJRNTEF	BARNES, Warren, 85, SCAR
4	30.66	804	ONEJRNTEF	MCKECHNIE, David, 85, CYC
5	30.76	799	ONEJRNTEF	CHAMPAGNE, Andre, 85, SAMAK
6	30.80	797	BCWJRNTEF	REID, Chase, 85, CASC
7	30.84	795	BCWJRNTEF	CHAN, Eric, 85, AAC
8	30.86	794	ONEJRNTEF	YOUNG, Douglas, 85, SWAT
9	31.01	786	ONNYACDEC	PRINGLE, Dylan, 85, UPCAN
10	31.06	784	ONEJRNTEF	LEVETRE, Simon, 85, CNUS
11	31.13	780	BCWJRNTEF	LAVALLEY, Cameron, 85, CASC
12	31.14	780	OCMEGODEC	THERIAULT-ROBITAILLE, Johann, 85, CSO
13	31.48	763	ONEJRNTEF	SAMSON, Maxime, 85, ELITE
14	31.50	762	OCULAVNOV	ANDRE, Olivier, 85, CAMO
15	31.52	761	ONEJRNTEF	LAROCQUE, Mathieu, 86, PCSA
16	31.54	760	ONEJRNTEF	POWELL, Matthew, 86, PCSA
17	31.63	755	ONNYACDEC	CHU, Michael, 85, CHAMP
18	31.83	745	BCWJRNTEF	FAIRHURST, Sean, 85, HANEY
19	32.18	728	ONEJRNTEF	TREMBLAY, Yui, 85, ULAV
20	32.19	728	MBSKSCFEB	RICHARD, Joris, 85, COMOX

100 m Breaststroke

1	1:02.30	914	EDMONNOV	DICKENS, Scott, 84, BRANT
2	1:04.50	861	OCNSHDEC	RIOUX, Kevin, 85, CAMO
3	1:04.70	856	ONSRDEC	ORIWOL, Tobias, 85, ESWM
4	1:05.18	845	ONAGMAR	BARNES, Warren, 85, SCAR
5	1:05.57	835	ONDT1MAPR	CHOW, Raymond, 86, TMSA
6	1:05.72	832	OCNSHDEC	SAMSON, Maxime, 85, ELITE
7	1:06.08	824	OCNSHDEC	LETENDRE, Simon, 85, CNUS
8	1:06.08	823	OCNSHDEC	CHAN, Eric, 85, AAC
9	1:06.29	818	ONEJRNTEF	YOUNG, Douglas, 85, SWAT
10	1:06.51	813	OCAGMAR	CHAMPAGNE, Andre, 85, SAMAK
11	1:06.78	807	ONEJRNTEF	MCKECHNIE, David, 85, CYC
12	1:07.31	794	ONNYACDEC	CHANG, Nathan, 85, CASC
13	1:07.68	785	ONNYACDEC	AACH, Conrad, 85, ESWM
14	1:08.11	775	BCWJRNTEF	LAVALLEY, Cameron, 85, CASC
15	1:08.13	775	BCWJRNTEF	FAIRHURST, Sean, 85, HANEY
16	1:08.18	774	ONNYACDEC	PRINGLE, Dylan, 85, UPCAN
17	1:08.22	773	ONEJRNTEF	LAROCQUE, Mathieu, 86, PCSA
18	1:08.29	771	OCAGMAR</	

TOP AGE GROUP TIMES

Rankings for the period
October 1, 2001 to April 30, 2002
Compiled by SWIMNEWS
For additional rankings www.swimnews.com

2002 SHORT COURSE TAG®

GIRLS 17 Years of Age

50 m Freestyle

1	25.90	911	USOPENNOV	GRESDAL, Jenna, 84, ESWIM
2	26.31	887	OCCNSHDEC	POON, Victoria, 84, CNPPO
3	26.41	881	OND3TMAPP	PORENTA, Jen, 85, MMST
4	26.82	857	ONEJRNFTFB	GAULT, Sarah, 85, DDO
5	26.85	856	EDMONNOV	CHARRON-WATSON, Chanelle, 84, ULAV
6	26.94	851	BCWJRNFTFB	ZVIJERAC, Mila, 85, HYACK
7	27.00	847	ONEJRNFTFB	ARMSTRONG, Darc, 84, TAT
8	27.08	842	BCWJRNFTFB	LECKOVIC, Kelsey, 84, UBDC
9	27.11	841	OND2TMAPP	KUHN, Stephanie, 85, TMSJC
10	27.14	839	OCAGMAR	LEFORT, Emilie, 85, DDO
11	27.19	836	ONNYACDEC	TELFER, Katharine, 84, SAMAK
12	27.26	832	OCCNSHDEC	SANDMAN, Emilie, 84, SAMAK
13	27.33	828	ONAGMAR	ENGS, Chandra, 84, CAJ
14	27.33	828	MBPWINOV	AMER, Elizabeth, 84, EKSC
15	27.35	827	MBPWINOV	BREITKREUTZ, Maria, 84, EKSC
16	27.42	823	ONAGMAR	MEADE, Rosie, 84, BOSJC
17	27.43	822	BCWJRNFTFB	CHARD, Christine, 84, WWOCS
18	27.45	821	ONEJRNFTFB	TCHOLKAYAN, Valerie, 84, DDO
19	27.47	820	BCWJRNFTFB	BAKER, Andrea, 84, UCSA
20	27.49	819	EDMONNOV	CROWDIS, Heather, 83, AAC

100 m Freestyle

1	55.74	928	ONNYACDEC	GRESDAL, Jenna, 84, ESWIM
2	57.09	892	EDMONNOV	CHARRON-WATSON, Chanelle, 84, ULAV
3	57.18	891	SANDMAN	SANDMAN, Emilie, 84, SAMAK
4	57.36	884	OCCNSHDEC	POON, Victoria, 84, CNPPO
5	57.74	874	USOPENNOV	DE BLOIS, Marieve, 84, CAMO
6	58.33	859	ONAGMAR	MEADE, Rosie, 84, BOSJC
7	58.43	856	OND3TMAPP	PORENTA, Jen, 85, MMST
8	58.51	854	MBPWINOV	AMER, Elizabeth, 84, EKSC
9	58.55	853	BCWJRNFTFB	LECKOVIC, Kelsey, 84, UBDC
10	58.58	852	OCCNSHDEC	SAVARD, Audrey, 84, CNBC
11	58.85	845	ONAGMAR	ENGS, Chandra, 84, CAJ
12	58.88	844	ONNYACDEC	GAJOS, Nancy, 84, ESWIM
13	58.94	842	OCCNSHDEC	VANCE, Jessica, 84, BRANT
14	59.04	840	ONNYACDEC	HOBER, Renee, 85, ROW
15	59.05	839	OCAGMAR	LEFORT, Emilie, 85, DDO
16	59.04	839	ONNYACDEC	TELFER, Katharine, 84, SAMAK
17	59.10	838	OND2TMAPP	KUHN, Stephanie, 85, TMSJC
18	59.14	837	OND1TMAPP	FRATESI, Jennifer, 84, ROW
19	59.25	834	INTJRSDEC	GRANT, L, 84, UCSA
20	59.28	833	ONEJRNFTFB	LEVERT, Valerie, 84, ULAV

200 m Freestyle

1	2:01.28	930	EDMONNOV	GRESDAL, Jenna, 84, ESWIM
2	2:01.88	923	EDMONNOV	CHARRON-WATSON, Chanelle, 84, ULAV
3	2:02.31	918	BCWJRNFTFB	STEFANYSHYN, Deana, 84, UBDC
4	2:03.30	905	BCWJRNFTFB	DOODY, Hayley, 85, UCSA
5	2:04.47	891	OND1TMAPP	FRATESI, Jennifer, 84, ROW
6	2:04.75	888	ONAGMAR	MEADE, Rosie, 84, BOSJC
7	2:04.83	887	ONNYACDEC	TELFER, Katharine, 84, ESWIM
8	2:04.86	886	ONNYACDEC	POON, Victoria, 84, CNPPO
9	2:05.02	884	OCAGMAR	POON, Victoria, 84, CNPPO
10	2:05.61	877	EDMONNOV	DE BLOIS, Marieve, 84, CAMO
11	2:05.78	875	MBPWINOV	MCNALLY, Sara, 84, EKSC
12	2:06.07	871	ONAGMAR	WILEY, Laura, 85, COBRA
13	2:06.34	868	EDMONNOV	TELFER, Katharine, 84, ESWIM
14	2:06.62	865	OND3TMAPP	PORENTA, Jen, 85, MMST
15	2:06.68	864	ONEJRNFTFB	MURPHY, Alana, 84, ESWIM
16	2:06.82	862	ONNYACDEC	ENGS, Chandra, 84, CAJ
17	2:06.87	862	MBPWINOV	DEMCHUK, Meghan, 83, ROD
18	2:07.13	858	ONAGMAR	BELAND, Danielle, 84, GO
19	2:07.37	856	MBPWINOV	AMER, Elizabeth, 84, EKSC
20	2:07.66	852	ONSRDEC	MCEWELL, Carolyn, 84, NEW

400 m Freestyle

1	4:14.13	933	BCWJRNFTFB	STEFANYSHYN, Deana, 84, UBDC
2	4:17.44	913	OCAGMAR	CHARRON-WATSON, Chanelle, 84, ULAV
3	4:18.10	909	EDMONNOV	FRATESI, Jennifer, 84, ROW
4	4:19.87	899	ONMSSACNOV	GRESDAL, Jenna, 84, ESWIM
5	4:19.91	899	MBPWINOV	MCNALLY, Sara, 84, EKSC
6	4:19.97	898	ONEJRNFTFB	SIUDA, Kathy, 85, ROW
7	4:21.43	890	ONNYACDEC	TELFER, Katharine, 84, ESWIM
8	4:22.72	882	ONEJRNFTFB	MCEWELL, Carolyn, 84, NEW
9	4:24.06	874	ONEJRNFTFB	MEADE, Rosie, 84, BOSJC
10	4:24.19	874	ONSRDEC	BELAND, Danielle, 84, GO
11	4:25.10	868	OCCNSHDEC	BERNIER, Joan, 84, CNBC
12	4:25.91	864	ONEJRNFTFB	LACHANCE-FORTIN, Alex, 85, ULAV
13	4:28.75	847	OND1TMAPP	HOBER, Renee, 85, ROW
14	4:28.97	846	INTJRSDEC	SCHAAB, Leah, 84, UCSA
15	4:29.20	845	ONEJRNFTFB	MURPHY, Alana, 84, ESWIM
16	4:29.29	844	OCAGMAR	BERNARD, Claudia, 84, REG
17	4:29.54	843	ONNYACDEC	GAJOS, Nancy, 84, ESWIM
18	4:29.56	842	ONEJRNFTFB	OSTERER, Elizabeth, 85, NKB
19	4:30.09	839	OCCNSHDEC	SAVARD, Audrey, 84, CNBC
20	4:30.37	838	NSAGMAR	MCEWELL, Carolyn, 84, NEW

800 m Freestyle

1	8:49.36	911	BCWJRNFTFB	DOODY, Hayley, 85, UCSA
2	8:50.55	908	BCWJRNFTFB	STEFANYSHYN, Deana, 84, UBDC
3	8:52.49	902	BCWJRNFTFB	MCNALLY, Sara, 84, EKSC
4	8:53.81	898	ONEJRNFTFB	BERNIER, Joan, 84, CNBC
5	8:54.55	896	ONEJRNFTFB	SIUDA, Kathy, 85, ROW
6	9:00.67	879	ONEJRNFTFB	MEADE, Rosie, 84, BOSJC
7	9:03.44	871	ONAGMAR	BELAND, Danielle, 84, GO
8	9:08.55	856	OCAGMAR	LACHANCE-FORTIN, Alex, 85, ULAV
9	9:09.13	855	ONEJRNFTFB	MURPHY, Alana, 84, ESWIM
10	9:10.55	851	ONMSSACNOV	GRESDAL, Jenna, 84, ESWIM
11	9:12.91	844	BCWJRNFTFB	SCHAAB, Leah, 84, UCSA
12	9:13.76	842	BSCSMAR	SCHNAPP, Nicole, 84, PGB
13	9:14.65	839	ONAGMAR	CERMAK, Carly, 85, CAJ
14	9:20.97	821	ONNYACDEC	GAJOS, Nancy, 84, ESWIM
15	9:21.45	820	MBPWINOV	DEMCHUK, Meghan, 83, ROD
16	9:21.84	819	OCCNSHDEC	PARENT, Isabelle, 84, CNPPO
17	9:23.43	815	ONAGMAR	MADDEN, Lauree, 84, ODSC
18	9:24.13	813	ONEJRNFTFB	LEPINE, Andree, 84, CNB
19	9:24.23	812	BCWJRNFTFB	GOEgan, Erica, 84, UCSA
20	9:26.06	807	OCCNSHDEC	CHAU MONT, Genevieve, 84, CNPPO

50 m Backstroke

1	30.22	857	ONCUPNOV	GRESDAL, Jenna, 84, ESWIM
2	30.30	853	ONNYACDEC	FENNEL, Stephanie, 84, ESWIM
3	30.64	836	ONEJRNFTFB	BERNARD, Claudia, 84, REG
4	30.65	835	BCWJRNFTFB	BREITKREUTZ, Maria, 84, EKSC
5	30.67	834	ONEJRNFTFB	ROY L'ECUYER, Chrystele, 84, CNB
6	30.92	822	ABUCSCOCT	SHAM, Michaela, 83, UCSJC
7	30.99	818	ONEJRNFTFB	TCHOLKAYAN, Valerie, 84, DDO
8	31.37	799	ONEJRNFTFB	GHOLE, DE REPENTIGNY, Elaine, 84, CAMO
9	31.39	798	BCWJRNFTFB	JENSEN, Leah, 84, GOLD
10	31.45	795	ONSRDEC	ZAMBRI, Michelle, 84, AAC
11	31.45	795	ONNYACDEC	CARSON, Kristy, 84, OAK
12	31.54	790	ONEJRNFTFB	LEFORT, Emilie, 85, DDO

100 m Backstroke

1	1:00.75	950	EDMONNOV	FRATESI, Jennifer, 84, ROW
2	1:02.94	897	EDMONNOV	GRESDAL, Jenna, 84, ESWIM
3	1:03.99	872	ONNYACDEC	TELFER, Katharine, 84, ESWIM
4	1:04.26	865	OCAGMAR	POON, Victoria, 84, CNPPO
5	1:04.96	848	OCAGMAR	MONTO, Danielle, 85, PCSJ
6	1:05.05	846	BCWJRNFTFB	STEFANYSHYN, Deana, 84, UBDC
7	1:05.18	843	ONAGMAR	ZIOLKOWSKI, Maya, 85, YORK
8	1:05.21	842	EDMONNOV	TELFER, Katharine, 84, ESWIM
9	1:05.34	839	ONNYACDEC	FENNEL, Stephanie, 84, ESWIM
10	1:05.37	838	BCWJRNFTFB	BAYLISS, Lynette, 85, UCSA
11	1:05.43	837	BCWJRNFTFB	BREITKREUTZ, Maria, 84, EKSC
12	1:05.53	835	OCCUPJAN	TCHOLKAYAN, Valerie, 84, DDO
13	1:06.22	818	BCWJRNFTFB	O'KELLY, Oriah, 85, EKSC
14	1:06.43	813	ONAGMAR	WILEY, Laura, 85, COBRA
15	1:06.49	812	ONNYACDEC	MCLROY, Kristin, 84, MMST
16	1:06.59	809	ONEJRNFTFB	ROY L'ECUYER, Chrystele, 84, CNB
17	1:06.74	806	BCWJRNFTFB	DOODY, Hayley, 85, UCSA
18	1:06.91	802	ONBRANTNOV	ZAMBRI, Michelle, 84, AAC
19	1:06.91	802	ONNYACDEC	BEARD, Lauren, 84, ESWIM
20	1:06.99	800	MBSKSCFEB	CLEVEN, Elizabeth, 84, MM

200 m Backstroke

1	2:07.73	988	EDMONNOV	FRATESI, Jennifer, 84, ROW
2	2:15.01	906	ONNYACDEC	GRESDAL, Jenna, 84, ESWIM
3	2:15.20	904	BCWJRNFTFB	STEFANYSHYN, Deana, 84, UBDC
4	2:16.42	890	OCCUPJAN	POON, Victoria, 84, CNPPO
5	2:18.50	867	BCWJRNFTFB	BAYLISS, Lynette, 85, UCSA
6	2:18.80	863	ONSRDEC	TELFER, Katharine, 84, ESWIM
7	2:19.23	859	ONAGMAR	WILEY, Laura, 85, COBRA
8	2:20.19	848	ONAGMAR	ZIOLKOWSKI, Maya, 85, YORK
9	2:20.58	844	OCAGMAR	MONTO, Danielle, 85, PCSJ
10	2:20.59	843	ONNYACDEC	BEARD, Lauren, 84, ESWIM
11	2:21.09	838	ONEJRNFTFB	SZFLARSKI, Anna, 84, BROCK
12	2:21.15	837	BCWJRNFTFB	BREITKREUTZ, Maria, 84, EKSC
13	2:21.25	836	OCCUPJAN	OSTERER, Elizabeth, 85, NKB
14	2:21.81	830	ONEJRNFTFB	SIUDA, Kathy, 85, ROW
15	2:22.57	822	STOCKJAN	DE BLOIS, Marieve, 84, CAMO
16	2:22.90	818	ONSRDEC	ZAMBRI, Michelle, 84, AAC
17	2:23.09	816	ONEJRNFTFB	ROBERTS, Andrea, 85, TCSJ
18	2:23.52	815	BCWJRNFTFB	JOBS, Cindy, 85, MANTA
19	2:23.57	811	OCCUPJAN	TCHOLKAYAN, Valerie, 84, DDO
20	2:23.64	810	ONNYACDEC	MCLROY, Kristin, 84, MMST

50 m Breaststroke

1	32.70	911	ONEJRNFTFB	GAULT, Sarah, 85, DDO
2	33.28	884	ONNYACDEC	HOBER, Renee, 85, ROW
3	33.87	857	BCWJRNFTFB	ZVIJERAC, Mila, 85, HYACK
4	33.92	855	ONNYACDEC	LEE, Joanna, 84, MSSAC
5	34.05	849	EDMONNOV	FREY, Shannon, 84, KSC
6	34.11	846	BCWJRNFTFB	ALLEN, Megan, 84, PN
7	34.29	838	OCCMGODEC	NYSTI, Johanna, 84, ELITE
8	34.63	822	OCCPCSDC	BACON, Kim, 84, COBRA
9	34.68	820	ONEJRNFTFB	ENGS, Chandra, 84, CAJ
10	34.85	812	EDMONNOV	BAUMEISTER, Mia, 84, HYACK
11	34.93	809	MBSKSCFEB	CLEVEN, Elizabeth, 84, MM
12	35.04	804	OCCPCSDC	BARTOSH, Sarah, 84, BFB
13	35.17	798	ONEJRNFTFB	VILLENEUVE, Sophie, 84, CNJA
14	35.22	796	ONEJRNFTFB	BUDD, Amanda, 84, GMAC
15	35.27	794	ONNYACDEC	BUDD, Amanda, 84, GMAC
16	35.26	794	NSHTACJAN	MUNRO, Elaine, 84, KSC
17	35.26	794	ONSRDEC	DESJARDINS, Courtney, 84, STARS
18	35.29	793	ONEJRNFTFB	LAFONT, Veronique, 85, ULAV
19	35.37	789	ONSRDEC	BELAND, Danielle, 84, GO
20	35.47	785	MBSKSCFEB	COTE (S13), Kirby, 84, MANTA

100 m Breaststroke

1	1:11.31	882	OND1TMAPP	WAGNER, Tamara, 85, ROW
2	1:11.53	878	ONAGMAR	HOBER, Renee, 85, ROW
3	1:11.58	877	ONEJRNFTFB	GAULT, Sarah, 85, DDO
4	1:12.52	856	OCCNSHDEC	DE BLOIS, Marieve, 84, CAMO
5	1:12.67	853	OCCULAVNOV	DELISLE, Anne-Sophie, 84, UNIK
6	1:13.26	841	BCWJRNFTFB	ZVIJERAC, Mila, 85, HYACK
7	1:13.47	836	BEI, Haselt, 85, JRC	BEI, Haselt, 85, JRC
8	1:13.76	836	BCKSDC	FREY, Shannon, 84, BRSB
9	1:13.87	828	ONEJRNFTFB	ENGS, Chandra, 84, CAJ
10	1:14.05	824	BCWJRNFTFB	ALLEN, Megan, 84, PN
11	1:14.44	816	ONMSSACNOV	LEE, Joanna, 84, MSSAC
12	1:14.81	808	OCCNSHDEC	NYSTI, Johanna, 84, ELITE
13	1:14.82	808	ONBRANTNOV	BACON, Kim, 84, COBRA
14	1:15.09	802	OND1TMAPP	GERVAIS, Danielle, 84, NKB
15	1:15.11	802	ONEJRNFTFB	VILLENEUVE, Sophie, 84, CNJA
16	1:15.24	799	ONAGMAR	DI CRESCE, Christine, 84, RHAC
17	1:15.32	796	ONSRDEC	IACOBUCCI, Natasha, 84, COBRA
18	1:15.42	795	BCWJRNFTFB	COTE (S13), Kirby, 84, MANTA
19	1:15.54	793	MBPWINOV	DEMCHUK, Meghan, 83, ROD
20	1:15.56	792	ONAGMAR	CERMAK, Carly, 85, CAJ

200 m Breaststroke

1	2:35.53	860	OCAGMAR	GAULT, Sarah, 85, DDO
2	2:37.35	842	INTJRSDEC	SCHAAB, Leah, 84, UCSA
3	2:37.49	840	OND1TMAPP	WAGNER, Tamara, 85, ROW
4				

TOP AGE GROUP TIMES

Rankings for the period
October 1, 2001 to April 30, 2002
Compiled by SWIMNEWS
For additional rankings www.swimnews.com

2002 SHORT COURSE TAG®

BOYS 17 Years of Age

50 m Freestyle

1	23.72	842	BCWJRNTEF	NEUFELD,Trevor,84,UCSA
2	23.79	837	ONAGMAR	DICKENS,Scott,84,BRANT
3	23.92	829	ONHURONDEC	COCKS,Bill,84,TRENT
4	24.02	822	BSCSMAR	MCLEAN,Scott,84,KAJ
5	24.03	822	BCWJRNTEF	TOZER,Graeme,85,MM
6	24.12	816	ONAGMAR	DEL MASTRO, Jamie, 84, PICK
7	24.16	813	BCWJRNTEF	SHERSTOBTIFF, Tim, 84, KAJ
8	24.20	811	ONEJRNTEF	HOLBROOK, Marshall, 84, ROC
9	24.21	810	ONEJRNTEF	THAUVETTE, Mark, 84, CAMO
10	24.29	805	ONSRDEC	MEDAGLIA, Steve, 84, NKB
11	24.31	804	ONNYACJAN	DELMASTO, Jamie, 84, PICK
12	24.38	799	ONMSSACNOV	WHANG, David, 83, ESWIM
13	24.45	794	MBPWINOV	COULMAN, Trevor, 84, GOLD
14	24.54	789	MBPWINOV	JOHNSON, Ben, 84, MM
15	24.56	787	BSCSMAR	SZE, Mark, 85, UBCCD
16	24.67	780	INTJRSDEC	CHIEW, Mark, 84, UCSA
17	24.70	778	BCKSCDEC	GRAHAM, Taylor, 84, BRSA
18	24.71	778	ONAGMAR	TAKAHASHI, Koji, 84, ESWIM
19	24.72	777	ONEJRNTEF	BAKKER, A.J., 84, BOS
20	24.79	773	OCCNSHDEC	HUOT, Benoit, 84, CNPPO

100 m Freestyle

1	51.18	875	BCWJRNTEF	TOZER, Graeme, 85, MM
2	51.29	872	OCCNSHDEC	THAUVETTE, Mark, 84, CAMO
3	51.37	869	BCWJRNTEF	NEUFELD, Trevor, 84, UCSA
4	51.61	862	ONAGMAR	DICKENS, Scott, 84, BRANT
5	51.66	860	EDMONNOV	COCKS, Bill, 84, TRENT
6	52.67	830	INTJRSDEC	CHIEW, Mark, 84, UCSA
7	52.74	828	ONSRDEC	DEL MASTRO, Jamie, 84, PICK
8	53.04	819	ONSRDEC	MEDAGLIA, Steve, 84, NKB
9	53.15	816	ONNYACJAN	RUSSELL, Colin, 84, BTSC
10	53.23	814	BCWJRNTEF	MCLEAN, Scott, 84, KAJ
11	53.35	810	BSCSMAR	SZE, Mark, 85, UBCCD
12	53.35	810	INTJRSDEC	MARTINSON, A, 84, UCSA
13	53.41	808	BCWJRNTEF	HO, Justin, 85, UBCCD
14	53.52	805	MBPWINOV	COULMAN, Trevor, 84, GOLD
15	53.55	804	ONAGMAR	WATLING, Chris, 84, NYAC
16	53.56	804	ONSRDEC	BAKKER, A.J., 84, BOS
17	53.73	799	ONNYACJAN	KEHOE, Joey, 84, MSSAC
18	53.76	798	BCWJRNTEF	GREENSHIELDS, Marcus, 85, RDSCS
19	53.77	798	BCWJRNTEF	SHERSTOBTIFF, Tim, 84, KAJ
20	53.81	797	OCCAGMAR	BENOIT, Mikael, 84, CNNG

200 m Freestyle

1	1:51.79	887	ONEJRNTEF	THAUVETTE, Mark, 84, CAMO
2	1:52.64	875	BCWJRNTEF	RUDOLF, Darryl, 84, UBCCD
3	1:52.85	872	BCWJRNTEF	TOZER, Graeme, 85, MM
4	1:54.32	852	ONEJRNTEF	MEDAGLIA, Steve, 84, NKB
5	1:54.55	849	OCCAGMAR	BENOIT, Mikael, 84, CNNG
6	1:54.65	848	BSCSMAR	SZE, Mark, 85, UBCCD
7	1:55.25	841	ONNYACJAN	RUSSELL, Colin, 84, BTSC
8	1:55.89	831	OCCNSHDEC	DUDAR, Paul, 84, SCAR
9	1:55.92	831	ONSRDEC	BAKKER, A.J., 84, BOS
10	1:55.93	831	BCKSCDEC	TURANICH-NOYEN, Charles, 83, EKSC
11	1:56.37	825	ONEJRNTEF	MALLANY, Mark, 84, TO
12	1:56.40	824	INTJRSDEC	CHIEW, Mark, 84, UCSA
13	1:56.41	824	ONHURONDEC	COCKS, Bill, 84, TRENT
14	1:56.53	822	BCWJRNTEF	MARTINSON, A, 84, UCSA
15	1:56.55	822	ONDTMAPR	DICKENS, Scott, 84, BRANT
16	1:56.59	822	BCWJRNTEF	HO, Justin, 85, UBCCD
17	1:56.68	820	ONEJRNTEF	BURGER, Elliot, 84, TRENT
18	1:56.68	820	ONAGMAR	WATLING, Chris, 84, NYAC
19	1:56.79	819	MBPWINOV	ZIELNIK, Maciek, 84, EKSC
20	1:56.87	818	BCWJRNTEF	DERBAN, Michael, 84, UCSA

400 m Freestyle

1	3:54.35	901	MELBDEC	MACGILLIVRAY, Kurtis, 84, ROW
2	3:58.72	872	ONSRDEC	RUSSELL, Colin, 84, BTSC
3	3:58.73	872	OCCNSHDEC	THAUVETTE, Mark, 84, CAMO
4	3:59.24	869	BCWJRNTEF	RUDOLF, Darryl, 84, UBCCD
5	4:02.73	847	OCCAGMAR	BENOIT, Mikael, 84, CNNG
6	4:03.09	844	OCCUPJAN	RODRIGUE, Charles, 85, ULAV
7	4:03.23	843	BCWJRNTEF	MCRAE, Bryce, 84, COMOX
8	4:03.58	841	INTJRSDEC	DERBAN, Michael, 84, UCSA
9	4:03.99	839	ONEJRNTEF	MEDAGLIA, Steve, 84, NKB
10	4:04.15	837	OCCNSHDEC	DUDAR, Paul, 84, SCAR
11	4:05.77	827	ONOSAFEC	BROWN, Mike, 84, PERTH
12	4:06.88	820	ONSRDEC	KEHOE, Joey, 84, MSSAC
13	4:07.82	817	BSCSMAR	SZE, Mark, 85, UBCCD
14	4:07.82	814	OCCAGMAR	RUSE, Tim, 85, PCSC
15	4:07.97	813	OCCNSHDEC	ROGGIERO, Michael, 84, CAMO
16	4:08.17	812	BCWJRNTEF	HO, Justin, 85, UBCCD
17	4:08.38	811	BCWJRNTEF	MILLER, Robert, 84, WVOSC
18	4:08.55	809	OCCNSHDEC	ARMSTRONG, Luke, 84, NKB
19	4:08.83	808	ONEJRNTEF	BURGER, Elliot, 84, TRENT
20	4:10.38	798	BCKSCDEC	TURANICH-NOYEN, Charles, 83, EKSC

1500 m Freestyle

1	15:25.05	915	MELBDEC	MACGILLIVRAY, Kurtis, 84, ROW
2	15:51.49	872	BCWJRNTEF	RUDOLF, Darryl, 84, UBCCD
3	15:51.85	871	BCWJRNTEF	DERBAN, Michael, 84, UCSA
4	16:04.16	851	ONEJRNTEF	RODRIGUE, Charles, 85, ULAV
5	16:05.39	849	ONSRDEC	MEDAGLIA, Steve, 84, NKB
6	16:06.72	847	ONEJRNTEF	JOHNSTON, Matt, 84, TO
7	16:16.57	831	BCWJRNTEF	MCRAE, Bryce, 84, COMOX
8	16:19.43	827	ONEJRNTEF	DUDAR, Paul, 84, SCAR
9	16:20.43	825	ONEJRNTEF	BURGER, Elliot, 84, TRENT
10	16:20.84	825	BSCSMAR	MILLER, Robert, 84, WVOSC
11	16:24.60	819	ONDTMAPR	BROWN, Mike, 84, PERTH
12	16:28.44	813	OCCUPJAN	TOBIN, Simon, 85, ULAV
13	16:32.79	806	ONAGMAR	DICKENS, Scott, 84, BRANT
14	16:32.89	805	BCISCPNOV	MUSGRAVE, Travis, 84, COMOX
15	16:37.26	799	ONHURONDEC	RUSSELL, Colin, 84, BTSC
16	16:37.95	797	OCCNSHDEC	VOLKENING, Chris, 84, NEW
17	16:37.98	797	ONEJRNTEF	HUOT, Benoit, 84, CNNG
18	16:41.02	793	ONSRDEC	MEDAGLIA, Steve, 84, NKB
19	16:42.88	790	ONNYACJAN	RUSE, Tim, 85, PCSC
20	16:49.46	779	BSCSMAR	HO, Justin, 85, UBCCD

50 m Backstroke

1	26.38	852	BCWJRNTEF	NG, Callum, 85, CASC
2	26.96	818	EDMONNOV	COULMAN, Trevor, 84, GOLD
3	26.96	818	EDMONNOV	ZIELNIK, Maciek, 84, EKSC
4	27.04	814	ONEJRNTEF	HOLBROOK, Marshall, 84, ROC
5	27.32	797	BCWJRNTEF	MARTINSON, A, 84, UCSA
6	27.68	777	ONEJRNTEF	THAUVETTE, Mark, 84, CAMO
7	27.97	760	ONNYACDEC	SABOURIN, Quinton, 84, UPCAN
8	28.27	743	SKGLODOCT	CURLFY, Brendan, 84, ROD
9	28.33	740	ONCPUNOV	WHANG, David, 83, ESWIM
10	28.34	740	OCCUPJAN	NEWMAN, Bradley, 84, DDO
11	28.48	732	OCCULAVNOV	CANTIN, Jonathan, 84, CAMO
12	28.50	731	BCWJRNTEF	GREENSHIELDS, Marcus, 85, RDSCS

13	28.53	729	ONEJRNTEF	MALLANY, Mark, 84, TO
14	28.58	726	ONEJRNTEF	JAEGGI, Brian, 84, NEW
15	28.63	724	ONNYACDEC	MARTENSTYN, Jeremy, 84, MSSAC
16	28.76	716	ONNKBAN	ARMSTRONG, Luke, 84, NKB
17	28.88	710	ONNYACJAN	MARJANOVIC, Milos, 84, NYAC
18	29.16	695	ONNYACJAN	BURGER, Elliot, 84, TRENT
19	29.24	691	MBKSCFEB	PARKER, Nathan, 84, ROD
20	29.33	686	ABUSCSJAN	SHERWOOD, Graham, 85, CP

100 m Backstroke

1	56.45	868	USOPENNOV	GRENNER, Andrew, 84, FGPCS
2	56.67	862	EDMONNOV	ZIELNIK, Maciek, 84, EKSC
3	56.82	858	BCWJRNTEF	MARTINSON, A, 84, UCSA
4	57.05	851	BCWJRNTEF	NG, Callum, 85, CASC
5	57.19	848	OCCNSHDEC	THAUVETTE, Mark, 84, CAMO
6	57.47	840	MBPWINOV	COULMAN, Trevor, 84, GOLD
7	57.93	828	ONSRDEC	HOLBROOK, Marshall, 84, ROC
8	58.32	817	ONAGMAR	MARJANOVIC, Milos, 84, NYAC
9	58.67	808	ONEJRNTEF	AACH, Conrad, 85, ESWIM
10	59.11	796	BCWJRNTEF	RUDOLF, Darryl, 84, UBCCD
11	59.31	791	ONEJRNTEF	ARMSTRONG, Luke, 84, NKB
12	59.44	787	BCKSCDEC	TURANICH-NOYEN, Charles, 83, EKSC
13	59.50	785	ONEJRNTEF	MALLANY, Mark, 84, TO
14	59.74	779	OCCAGMAR	NEWMAN, Bradley, 84, DDO
15	59.90	775	ONNYACDEC	SABOURIN, Quinton, 84, UPCAN
16	59.92	774	ONEJRNTEF	JAEGGI, Brian, 84, NEW
17	60.06	771	OCCNSHDEC	CHERHUNKHIN, Oleg, 84, CNPPO
18	60.08	770	ONEJRNTEF	CHERHUNKHIN, Oleg, 84, CAMO
19	60.11	769	ONMSSACNOV	WHANG, David, 83, ESWIM
20	60.29	765	MBPWINOV	SHARP, Braedon, 83, USC

200 m Backstroke

1	2:01.75	884	USOPENNOV	GRENNER, Andrew, 84, FGPCS
2	2:02.21	878	BCWJRNTEF	MARTINSON, A, 84, UCSA
3	2:04.19	854	ONEJRNTEF	THAUVETTE, Mark, 84, CAMO
4	2:04.42	851	ONEJRNTEF	MARJANOVIC, Milos, 84, NYAC
5	2:05.49	837	EDMONNOV	ZIELNIK, Maciek, 84, EKSC
6	2:06.38	826	ONEJRNTEF	MALLANY, Mark, 84, TO
7	2:06.43	826	OCCAGMAR	RENAUD, Martin, 85, CNB
8	2:06.45	825	ONEJRNTEF	ARMSTRONG, Luke, 84, NKB
9	2:06.53	824	MBPWINOV	CHERHUNKHIN, Oleg, 84, USC
10	2:06.77	821	ONAGMAR	JAEGGI, Brian, 84, NEW
11	2:06.86	820	BCWJRNTEF	NG, Callum, 85, CASC
12	2:08.04	806	BCWJRNTEF	MILLER, Robert, 84, WVOSC
13	2:08.28	803	MBPWINOV	COULMAN, Trevor, 84, GOLD
14	2:08.64	798	OCCNSHDEC	BOURASSA-FULOP, Patrick, 84, CAMO
15	2:08.84	796	ONEJRNTEF	CHERHUNKHIN, Oleg, 84, CAMO
16	2:08.98	794	OCCNSHDEC	CHERHUNKHIN, Oleg, 84, CNPPO
17	2:09.24	791	ONNKBAN	MEDAGLIA, Steve, 84, NKB
18	2:09.32	790	BCWJRNTEF	RUDOLF, Darryl, 84, UBCCD
19	2:10.52	776	OCCULAVDEC	NEWMAN, Bradley, 84, DDO
20	2:10.57	775	ONEJRNTEF	BELL, Brian, 84, BROCK

50 m Breaststroke

1	29.43	868	ONEJRNTEF	DEMAI, Eric, 84, PHENI
2	29.57	861	ONEJRNTEF	BROWN, Mike, 84, PERTH
3	29.64	857	BCWJRNTEF	PARKER, Nathan, 84, ROD
4	29.94	842	ONSRDEC	RUSSELL, Pat, 83, ROC
5	29.94	842	EMEDNOV	BROWN, Michael, 84, UBCCD
6	30.56	809	ONEJRNTEF	AACH, Conrad, 85, ESWIM
7	30.57	809	EDMONNOV	JELLIE, Evan, 84, ROW
8	30.72	801	ONNYACJAN	MARGULIS, Roman, 84, NYAC
9	30.93	790	OCCPCSCDEC	BROWN, Tyler, 84, COBRA
10	31.07	783	ONNYACDEC	DELMASTO, Jamie, 84, PICK
11	31.22	776	ONNYACJAN	COCKS, Bill, 84, TRENT
12	31.35	769	ABUSCSJAN	NG, Callum, 85, CASC
13	31.42	766	ONEJRNTEF	EL-FITYANI, Kader, 84, UPCAN
14	31.49	762	ONSRDEC	TYSON, Kevin, 84, NYAC
15	31.60	757	BCWJRNTEF	GRAHAM, Taylor, 84, BRSA
16	31.60	757	MBKSCFEB	CROWAN, John, 84, GOLD
17	31.75	749	ONNYACJAN	DEL MASTRO, Jamie, 84, PICK
18	31.77	748	MCCLOUGHLIN	TREVOR, 84, NKB
19	31.85	744	OCCULAVNOV	MARTINEAU-BEAULIEU, Dominic, 84, STEFO
20	31.89	742	BCWJRNTEF	CHOI Jung Hun, 84, UBCCD

100 m Breaststroke

1	1:03.23	891	ONEJRNTEF	BROWN, Mike, 84, PERTH
2	1:04.01	873	BCWJRNTEF	PARKER, Nathan, 84, ROD
3	1:04.27	866	EMEDNOV	BROWN, Michael, 84, UBCCD
4	1:04.77	854	ONSRDEC	RUSSELL, Colin, 84, BTSC
5	1:05.27	842	BCWJRNTEF	THIESSEN, Chad, 85, SPART
6	1:05.30	842	ONNYACJAN	MARGULIS, Roman, 84, NYAC
7	1:05.39	840	ONEJRNTEF	DEMAI, Eric, 84, PHENI
8	1:05.50	837	ONSRDEC	RUSSELL, Pat, 83, ROC
9	1:05.53	836	ONDTMAPR	DICKENS, Scott, 84, BRANT
10	1:06.68	809	OCCNSHDEC	KAFKA, Adam, 84, LAC
11	1:06.85	805	ONAGMAR	AACH, Conrad, 85, ESWIM
12	1:06.93	803	ONHURONDEC	COCKS, Bill, 84, TRENT
13	1:06.97	802	ONEJRNTEF	EL-FITYANI, Kader, 84, UPCAN
14	1:07.01	801	ONAGMAR	DEL MASTRO, Jamie, 84, PICK
15	1:07.28	795	ONCPUNOV	MEDAGLIA, Steve, 84, NKB
16	1:07.46	791	BCWJRNTEF	CHOI Jung Hun, 84, UBCCD
17	1:07.90	780	ONAGMAR	BROWN, Tyler, 84, COBRA
18	1:07.91	780		

SEVEN WORLD RECORDS

AUSTRALIA WINS MOST GOLDS, USA MOST MEDALS

Anita Lonsbrough and Nick Thierry

MOSCOW—The 6th FINA World Short Course Championships were held in the renovated 1980 Olympic swimming complex. In all, 599 swimmers from 92 national federations took part, a slight increase over the previous record of 563 swimmers from 78 countries in 2000.

Seven world records and 18 championship records in 40 events were bettered during the five days of competition. This time 26 different countries shared in the medals, up from 23 in Athens. Australia won the most golds with 10 for a total of 18 medals, and the United States won the most medals with 26 (but only 8 golds).

Television was broadcast to 75 countries and 220 journalists (broadcast and written press) were in attendance. Just over 25,000 spectators attended the championships.

FINA introduced blood tests as part of its anti-doping program. At the end, 150 urine and 92 blood samples were collected. All have been returned negative.

Stomach and respiratory illness affected some teams, notably Australia and Canada. Some swimmers had to scratch from finals as a result.

MEDAL TOTALS

		Gold	Silver	Bronze	Total
1	AUS	10	7	1	18
2	USA	8	9	9	26
3	SWE	7	2	1	10
4	UKR	5	0	2	7
5	CHN	3	4	5	12
6	SLO	2	2	1	5
7	GBR	1	2	3	6
8	FIN	1	1	2	4
9	CAN	1	1	1	3
	ARG	1	1	1	3
11	SVK	1	1	0	2
12	RUS	0	2	5	7
13	JPN	0	2	0	2
14	CZE	0	2	0	2
15	BRA	0	1	1	2
16	POR	0	1	0	1
17	RSA	0	1	0	1
18	CRO	0	1	0	1
19	DEN	0	0	2	2
20	ITA	0	0	1	1
	ROM	0	0	1	1
	SUI	0	0	1	1
	ISR	0	0	1	1
	GER	0	0	1	1
	AUT	0	0	1	1
	ALG	0	0	1	1
		40	40	41	121

DAY 1

There were five finals on this first day.

The Chinese women's team won the 4 x 200 free relay in a new world record of 7:46.30, bettering the old record of 7:47.14 set by Great Britain last summer, who were not competing in this relay today. The four Chinese swimmers split: Xu Yanwei 1:55.73, Zhu Yingwen 1:57.04, Tang Jingzhi 1:58.37, Yang Yu 1:55.16. The USA was second with 7:47.55, with Lindsay Benko leading off in 1:54.97 (the fastest leg by anyone). Australia was third with 7:49.50.

Klete Keller (USA) won the men's 200 freestyle with 1:44.36. Gustavo Borges (BRA) led throughout the first 100, but finished second with 1:45.67. Mark Johnston (CAN) was third with 1:45.88, his best by over a second.

The other men's final was the 4 x 100 free relay, with the USA winning in 3:10.64. The team was composed of Scott Tucker 47.87, Peter Marshall 48.21, Jason Lezak 46.57, and Klete Keller 47.99.

Petria Thomas (AUS) won the women's 200 fly with 2:05.76, a championships record. She was in the lead from the start. Yang Yu (CHN) was second with 2:06.10 and Mary Descenza (USA) third with 2:06.17.

Yana Klochkova (UKR) was an easy winner in the 400 IM with 4:30.63. She holds the world record from January in 4:27.83. Alenka Kejzar (SLO) was second with 4:35.44 and Georgina Bardach (ARG) a surprising third with 4:36.36, improving on her pre-meet best by five seconds.

In the men's semi-final action, top qualifiers were: Matt Welsh (AUS) 51.73 in the 100 back; Jarno Pihlava (FIN) 59.09 in the 100 breast; and Igor Marchenko (RUS) 51.59 in the 100 fly, with Michael Mintenko (CAN) in second with a Canadian record of 51.61.

In women's semi-final action, top qualifiers were Ilona Hlavackova (CZE) 59.14 for the 100 back and Emma Igelstrom (SWE) 30.28 for the 50 breast and a championship record.

DAY 2

Emma Igelstrom (SWE) stormed to a world record and the gold medal in the 50 breaststroke. The flying Swedish swimmer became the first to dip under the 30 second barrier, recording 29.96. She came off the wall strongly and pulled away from her rivals, finishing ahead of China's Luo Xuejuan, whose time of 30.17 was also inside Egelstrom's former world mark. The bronze medal went to Zoe Baker (GBR) in 30.56. This latest world mark continues the extraordinary run of records for the event. It has been broken ten times in four months, with all of the three medallists



View of newly refurbished Moscow Pool built for the 1980 Olympics

Patrick Kramer

holding it at least one time.

Egelstrom admitted afterwards to being "happy but tired. I had much more speed today. I felt the water better than yesterday."

Tom Wilkens (USA) turned his bronze at the long course world championships last summer into Moscow gold. The 26-year-old, competing in the first final of Day Two, was inside world-record pace until the closing stages of the 400 IM, finishing with 4:04.82 (56.99, 1:59.60, 3:07.35). It was during the freestyle leg that the record slipped away, but he established a championship record, just 58/100ths shy of Matthew Dunn's world mark. But he predicted that he "would break it next time."

Matt Welsh (AUS) added the short course title to the long course one he won in Fukuoka last July. He finished almost half a second ahead of the American pair of Aaron Peirsol and Peter Marshall in 51.26. Peirsol, the new world record holder for the 200 distance long course, came back strongly over the second half to snatch the silver medal from Marshall by 13/100ths.

Ilona Hlavackova of the Czech Republic led all the way until the final stroke of the 100 backstroke, when a fast-finishing Haley Cope of the USA snatched the gold medal from her grasp, winning by 6/100ths with 59.07.

Oleg Lisogor (UKR) established a championship record as he easily won the 100 breaststroke in 58.33. The real battle was for the other medals, with Kosuke Kitajima (JPN) taking silver with 59.10 ahead of Jarmo Pihlava (FIN) with 59.22.

Having won bronze in the 100 butterfly at both the Sydney Olympic Games and last summer's World Championships, Geoff Huegill (AUS) finally found gold, winning with 50.95. Adam Pine made it a one-two for Australia. The Olympic and World champion Lars Frolander (SWE) failed to produce anything like his best and had to settle for joint fifth with James Hickman (GBR) with 51.61.

World record holder Chen Hua (CHN) had a run-

away victory in the 800 freestyle. She ploughed a lonely furrow to finish nearly five-and-a-half seconds ahead of Irina Oufimtseva (RUS) in 8:16.34, two seconds slower than her world mark.

Grant Hackett, the Olympic and World 1500 freestyle champion, recovered from a virus that kept him in bed for 18 hours before the competition got underway and kept him out of the individual 200 freestyle on Day One. He anchored the Australian quartet to gold in the 4 x 200 freestyle relay. Their winning time of 7:00.36 was as one might expect without the great Ian Thorpe in the line-up, some four seconds outside the world mark they established last August. Russia and the USA won silver and bronze respectively.

DAY 3

Sweden's women's 4 x 100 medley relay established the third world record of the FINA SC World Championships.

After three days, Australia moved ahead of the USA in gold medals 6 to 5, but the Americans have the most medals with 17 to Australia's 9.

Jose Martin Meolans (ARG) won the 50 freestyle with 21.36 over Mark Foster (GBR) with 21.44.



Two world records for Emma Igelstrom (SWE)

Patrick Kramer



50 free medallists: Foster (GBR) silver, Meolans (ARG) gold, Volynets (UKR) and Popov (RUS) tied for bronze

Patrick Kramer

Oleksander Volynets (UKR) and Alex Popov (RUS) tied for third. It was Popov's first competition since last June. Meolans' win was a surprise as Foster, the current world record holder, had won three of five previous Short Course Worlds.

Grant Hackett (AUS) won the 400 freestyle in 3:38.29, three seconds off his own world record. Canadian Mark Johnston, in fifth with 3:44.78 and a personal best, was also suffering from the flu. "I might have won a medal if I had been feeling better," Johnston said. He won the bronze in the 200 free on the first day.

Jim Piper (AUS) won the 200 breast with 2:07.16, over David Denniston (USA) 2:07.42 and Jarmo Pihlava (FIN) 2:07.61.

Veteran Jani Sievinen (FIN) won the 200 individual medley in 1:55.45, with Peter Mankoc (SLO) second with 1:56.13 and Tom Wilkens (USA) third with 1:57.34. Wilkens only finished ninth in the prelims but Brian Johns (CAN), who had qualified fifth with 1:57.53, had to scratch due to an upset stomach.

"Brian came to the pool an hour before finals as usual, but his food wasn't settling too well and he got sick," said Mike Mintenko, Johns' roommate. "It's

unfortunate because there's no doubt he would have won a medal. That was his event."

In women's events, Therese Alshammar (SWE) won the 100 free with 52.89, with Martina Moravcova (SVK) second with 52.96 and Yanwei Xu (CHN) third with 53.35.

Yana Klochkova (UKR) won her second gold at these championships in the 400 free with 4:01.26. She won the 400 IM on the first day. Hua Chen (CHN) was second with 4:03.81. Sophie Simard (CAN) was 8th with 4:09.91.

Lindsay Benko (USA) won the 200 backstroke with 2:04.97, and Anna-Karin Kammerling (SWE) the 50 fly with 25.55.

Martina Moravcova (SVK) won the 100 IM with 59.91, with Gabrielle Rose (USA) second with 1:00.68 and Alison Sheppard (GBR) third with 1:00.88.

Sweden's world record relay swam 3:55.78, bettering the old record of 3:57.46. Alshammar swam backstroke in 1:00.74, Emma Igelstrom did 1:04.90 for the breaststroke leg, Kammerling did 57.12 for the fly leg, and Johanna Sjoberg anchored with 53.02. The USA was second with 3:57.17 and China third with 3:57.29, both under the old record.

DAY 4

Emma Igelstrom (SWE) lowered the world record in the women's 100 breaststroke with 1:05.38, bettering the old record of 1:05.40 set by Penny Heyns (RSA) in 1999. Sarah Poewe (RSA) was second with 1:06.16 and Xuejuan Luo (CHN) third with 1:06.36.

Igelstrom already won the 50 breaststroke in world-record time and was part of Sweden's record-setting 4 x 100 medley relay earlier in these World Championships.

Igelstrom was off to a blistering pace, turning at the 50 in 30.83 (the old record split was 31.13). Igelstrom said afterwards "It was unbelievable. I was relaxed," adding, "I was not nervous at all."

Australia moved ahead in gold medals with 8 (13 total), Sweden added two more golds to move to second with 6 (7 total), the USA had 5 golds and led in total medals with 19.

Matt Welsh (AUS) won the men's 50 backstroke with 23.66, his best, with Peter Marshall (USA) second with 24.04 and Toni Helbig (GER) third with 24.17. Riley Janes (CAN) finished fourth with 24.22.

Geoff Huegill (AUS) won the 50 butterfly with 22.89, with Adam Pine (AUS) second with 23.29 and Mark Foster (GBR) third with 23.36. Huegill said "It was tough." While the Australian duo were pleased with their medals, Foster was "bitterly disappointed."

Yana Klochkova (UKR) won the 200 individual medley in 2:08.82, her third gold of the championships (she won the 400 IM and 400 free). Gabrielle Rose (USA) was second with 2:09.77 and Oxana Verevka (RUS) third with 2:11.25. Klochkova was behind



Gold for Jennifer Carroll (CAN) Patrick Kramer

Rose until the final freestyle leg. Rose knew that her only chance was to be ahead. Klochkova said, "I was a bit slow in the beginning." Rose said, "I had to go out fast. It was my best time. Yana is a great competitor."

Sweden won the women's 4 x 100 free relay with 3:35.09, over Australia with 3:35.97 and China with 3:36.18. Sweden's relay was composed of Josefin Lillhage 55.02, Therese Alshammar 52.37 (faster by a second than anyone else in the final), Johanna Sjoberg 53.69, and Anna-Karin Kammerling 54.01.

DAY 5

American swimmers ended the 2002 SC World Championships with a world record in the 200 backstroke by Aaron Peirsol with 1:51.17, bettering the old mark of 1:51.62. In the final event, the US men's 4 x 100 medley relay bettered the world record of 3:29.88 with their swim of 3:29.00. The four swimmers were Aaron Peirsol 52.17, David Denniston 58.56, Peter Marshall 51.93, and Jason Lezak 46.34.

Lindsay Benko (USA) was the third American record setter in the women's 200 freestyle with 1:54.04, bettering the old record of 1:54.17 from 1997.

This moved the USA up on the medal table with 8 golds (26 total) but was not sufficient to catch the Australians, who added two golds for a total of 10 (18 total). Sweden finished third with 7 golds (10 total).

Ashley Callus (AUS) won the 100 freestyle with 46.99, over Jose Martin Meolans (ARG) with 47.09 (winner of the 50 free) and Salim Iles (ALG) in third with 47.66.

Grant Hackett (AUS) won the 1500 free with 14:33.94 in what was a swim-to-win effort. His record of 14:10.10 from last August was never threatened. Chris Thompson (USA) was second with 14:39.43 and Christian Minotti (ITA) third with 14:45.41.

In the men's 200 backstroke, Aaron Peirsol (USA) won with 1:51.17, adding the short course record to his two-week-old long course world mark of 1:55.15.

Marko Strahija (CRO) was second with 1:53.08 and Blaz Medvesek (SLO) third with 1:53.66.

World record holder Oleg Lisogor (UKR) had little trouble in the 50 breast, finishing with 26.42 over Jose Couto (POR), second with 27.22, and Eduardo Fischer (BRA), third with 27.26. Lisogor's record is 26.20 from last January.

James Hickman (GBR) had an easy win in the 200 butterfly with 1:53.14, his fourth consecutive SC World title in this event. Justin Norris (AUS) was second with 1:54.07 and Ioan Ghergel (ROM) third with 1:54.16.

Peter Mankoc (SLO) won the 100 IM with 52.90 and a body-length lead over Jani Sievinen (FIN) with 53.78 and Jakob Andersen (DEN) with 54.31.

In the final event, the men's 4 x 100 medley relay, USA won, with Australia's second-place time of 3:29.35 ahead of their old record, and Russia's third-place time of 3:30.21 a European record.

Therese Alshammar (SWE) won the second final in the 50 freestyle with 24.16. (She had done a faster 23.95 in the first swim). The reswim did not change the order of finish of the top three. Alison Sheppard (GBR) was second with 24.28, and Tammie Stone (USA) third with 24.65. A reswim was needed as Australia protested that the starting block in Lane Two was broken and prevented Sarah Ryan from having a fair start. The referee ordered a reswim according to FINA rule SW 10.14. The Swedes then protested this decision, but the FINA Bureau rejected that protest and upheld the referee's decision.

Lindsay Benko (USA) won the 200 free in a world-record time of 1:54.04, with China's Yu Yang second with 1:55.34 and Yanwei Xu third with 1:55.63. Benko won the 200 back earlier.

Jennifer Carroll (CAN) won the 50 backstroke with 27.38 for a championship record. Haley Cope (USA) was second with 27.44, and Diana MacManus (USA) third with 27.60. World record holder Hui Li (CHN), off her best, was fifth with 27.78, her record of 26.83 from last December well out of reach today.

"It was just wonderful to stand on the top of the podium and hear that beautiful song," Carroll said about the Canadian anthem. "To win is just a great feeling. Unfortunately I don't remember anything about the race. I just let go of everything and it all fell into place." Carroll was considered the most likely Canadian to win a medal in Moscow and becomes the first to win a gold since Joanne Malar's 400 IM win in 1995.

Hui Qi (CHN) won the 200 breaststroke with 2:20.91, with Emma Igelstrom (SWE) in second with 2:21.30, her best ever. Mirna Jukic (AUT) was third with 2:21.63.

Martina Moravcova (SVK) easily won the 100 fly with 57.04, with Petria Thomas (AUS) in second with 57.91 and Anna-Karin Kammerling (SWE) third with 58.12.

2002 WORLD SC CHAMPIONSHIPS

Moscow, Apr 3-7 (25 m)

50 METRES FREESTYLE, Apr 5

- 21.36 Meolans Jose M., 78, ARG
- 21.44 Foster Mark, 70, GBR
- 21.55 Volynets Oleksander, 74, UKR
- 21.55 Popov Alexander, 71, RUS
- 21.65 Lezak Jason, 75, USA
- 21.73 Callus Ashley, 79, AUS
- 21.78 Kizierowski Bartosz, 77, POL
- 21.86 Nystrand Stefan, 81, SWE

Semi-Final

- 21.47 Meolans Jose M., 78, ARG
- 21.50 Lezak Jason, 75, USA
- 21.65 Foster Mark, 70, GBR
- 21.67 Popov Alexander, 71, RUS
- 21.71 Nystrand Stefan, 81, SWE
- 21.71 Kizierowski Bartosz, 77, POL
- 21.74 Volynets Oleksander, 74, UKR
- 21.84 Callus Ashley, 79, AUS
- 21.93 Iles Salim, 75, ALG
- 21.96 Hawke Brett, 74, USA
- 22.04 Dutilleul Frederic, 76, FRA
- 22.15 Shyrshov Vyacheslav, 79, UKR
- 22.15 Tucker Scott, 75, USA
- 22.22 Kenkhuis Johan, 80, NED
- 22.51 De Thuin Raphael, 76, BRA
- 22.61 Janes Riley, 80, CAN

100 METRES FREESTYLE, Apr 7

- 46.99 Callus Ashley, 79, AUS
- 47.09 Meolans Jose M., 78, ARG
- 47.66 Iles Salim, 75, ALG
- 47.84 Nystrand Stefan, 81, SWE
- 47.85 Pimankov Denis, 75, RUS
- 48.05 Pearson Todd, 77, AUS
- 48.20 Borges Gustavo, 72, BRA
- 48.24 Tucker Scott, 75, USA

Semi-Final

- 47.11 Meolans Jose M., 78, ARG
- 47.38 Iles Salim, 75, ALG
- 47.79 Callus Ashley, 79, AUS
- 47.92 Pearson Todd, 77, AUS
- 48.05 Tucker Scott, 75, USA
- 48.06 Pimankov Denis, 75, RUS
- 48.12 Nystrand Stefan, 81, SWE
- 48.17 Borges Gustavo, 72, BRA
- 48.21 Barnier Romain, 76, FRA
- 48.36 Dutilleul Frederic, 76, FRA
- 48.79 Mintenko Michael, 75, CAN
- 48.99 Benda Ivo, 75, CZE
- 49.04 Binevicius Saulius, 79, LTU
- 49.05 Jayme Carlos A., 80, BRA
- 49.12 Serdinov Andriy, 82, UKR
- 49.48 Kenkhuis Johan, 80, NED

200 METRES FREESTYLE, Apr 3

- 1:44.36 Keller Kleite, 82, USA
- 1:45.67 Borges Gustavo, 72, BRA
- 1:45.88 Johnston Mark, 79, CAN
- 1:46.14 Carvin Chad, 74, USA
- 1:46.45 Binevicius Saulius, 79, LTU
- 1:46.93 Barnier Romain, 76, FRA
- 1:46.94 Rosolino Massi, 78, ITA
- 1:46.98 Herbst Stefan, 78, GER

Prelims

- 1:44.99 Keller Kleite, 82, USA
- 1:45.40 Barnier Romain, 76, FRA
- 1:46.22 Rosolino Massi, 78, ITA
- 1:46.49 Carvin Chad, 74, USA
- 1:46.53 Binevicius Saulius, 79, LTU
- 1:46.58 Borges Gustavo, 72, BRA
- 1:46.64 Herbst Stefan, 78, GER
- 1:46.71 Johnston Mark, 79, CAN
- 1:46.74 Rodkin Denis, 83, RUS
- 1:46.85 Castro Rodrigo, 78, BRA
- 1:47.40 Svoboda Kvetoslav, 82, CZE
- 1:47.44 Kapralov Andrei, 80, RUS
- 1:47.51 Dunne Leon, 75, AUS
- 1:47.62 Bovell George, 83, TRI
- 1:47.66 Oikonomou Athanasios, 78, GRE
- 1:47.69 Gleason George, 79, ISV

400 METRES FREESTYLE, Apr 5

- 3:38.29 Hackett Grant, 80, AUS
- 3:41.97 Svoboda Kvetoslav, 82, CZE
- 3:43.55 Carvin Chad, 74, USA
- 3:44.15 Carstensen Jacob, 78, DEN
- 3:45.13 Rosolino Massi, 78, ITA
- 3:45.52 Koptour Dmitry, 78, BLR
- 3:49.18 Keller Kleite, 82, USA
- 5:44.78 Johnston Mark, 79, CAN

Prelims

- 3:43.96 Hackett Grant, 80, AUS
- 3:45.31 Svoboda Kvetoslav, 82, CZE
- 3:45.38 Rosolino Massi, 78, ITA
- 3:45.89 Carvin Chad, 74, USA
- 3:46.08 Johnston Mark, 79, CAN
- 3:46.09 Keller Kleite, 82, USA
- 3:46.17 Carstensen Jacob, 78, DEN
- 3:46.32 Koptour Dmitry, 78, BLR
- 3:46.53 Herbst Stefan, 78, GER
- 3:46.61 Monasterio Ricardo, 78, VEN
- 3:46.77 Rodkin Denis, 83, RUS
- 3:47.92 Stevens Craig, 80, AUS
- 3:48.23 Yu Cheng, 83, CHN
- 3:48.67 Arnarson Orn, 81, ISL
- 3:48.79 Monteiro Luis, 83, POR
- 3:49.06 Castro Rodrigo, 78, BRA

1500 METRES FREESTYLE, Apr 7

- 14:33.94 Hackett Grant, 80, AUS
- 14:39.43 Thompson Chris, 78, USA
- 14:45.41 Minotti Christian, 80, ITA
- 14:45.62 Vendt Erik, 81, USA
- 14:50.57 Prilukov Yuri, 84, RUS
- 14:54.50 Monasterio Ricardo, 78, VEN
- 14:54.53 Koptour Dmitry, 78, BLR
- 14:59.36 Yu Cheng, 83, CHN

50 METRES BACKSTROKE, Apr 6

- 23.66 Welsh Matt, 76, AUS
- 24.04 Marshall Peter, 82, USA
- 24.17 Helbig Toni, 82, GER
- 24.22 Janes Riley, 80, CAN
- 24.28 Grigalonis Darius, 77, LTU
- 24.60 Maskovic Ante, 79, CRO
- 24.62 Abal Pablo, 77, ARG
- 24.75 Shyrshov Vyacheslav, 79, UKR

Semi-Final

- 23.76 Welsh Matt, 76, AUS
- 24.11 Janes Riley, 80, CAN
- 24.24 Helbig Toni, 82, GER
- 24.45 Grigalonis Darius, 77, LTU
- 24.53 Marshall Peter, 82, USA
- 24.59 Shyrshov Vyacheslav, 79, UKR
- 24.63 Maskovic Ante, 79, CRO
- 24.65 Abal Pablo, 77, ARG
- 24.67 Peirsol Aaron, 83, USA
- 24.75 Andersen Jakob, 77, DEN
- 24.75 Mannix Beau, 80, AUS
- 24.76 Laurentino Nuno, 75, POR
- 24.85 Medvesek Blaz, 80, SLO
- 25.01 Ostapchuk Sergei, 76, RUS
- 25.17 Buyukuncu Derya, 76, TUR
- 25.30 Machovic Miroslav, 76, SVK

100 METRES BACKSTROKE, Apr 4

- 51.26 Welsh Matt, 76, AUS
- 51.71 Peirsol Aaron, 83, USA
- 51.84 Marshall Peter, 82, USA
- 52.71 Arnarson Orn, 81, ISL
- 52.77 Buyukuncu Derya, 76, TUR
- 52.86 Janes Riley, 80, CAN
- 52.90 Strahija Marko, 75, CRO
- 53.27 Rogan Markus, 82, AUT

Semi-Final

- 51.73 Welsh Matt, 76, AUS
- 52.26 Marshall Peter, 82, USA
- 52.36 Peirsol Aaron, 83, USA
- 52.55 Janes Riley, 80, CAN
- 52.73 Strahija Marko, 75, CRO
- 52.94 Rogan Markus, 82, AUT
- 52.95 Arnarson Orn, 81, ISL
- 52.99 Buyukuncu Derya, 76, TUR
- 53.04 Laurentino Nuno, 75, POR
- 53.11 Mankoc Peter, 78, SLO
- 53.21 Oleynyk Andriy, 83, RUS
- 53.29 Nikolaychuk Volodymyr, 75, UKR
- 53.34 Kozulj Gordan, 76, CRO
- 53.42 Gath Yoav, 80, ISR
- 53.44 Alechine Evgeni, 79, RUS
- 54.22 Ohlin Mattias, 78, SWE

200 METRES BACKSTROKE, Apr 7

- 1:51.17 Peirsol Aaron, 83, USA
- 1:53.08 Strahija Marko, 75, CRO
- 1:53.66 Medvesek Blaz, 80, SLO
- 1:53.82 Rogan Markus, 82, AUT
- 1:54.21 Hass Raymond, 77, AUS
- 1:54.32 Gath Yoav, 80, ISR
- 1:55.39 Yu Rui, 82, CHN
- 1:55.44 Nikolaychuk Volodymyr, 75, UKR

Prelims

- 1:51.81 Peirsol Aaron, 83, USA
- 1:54.46 Medvesek Blaz, 80, SLO

- 1:54.53 Gath Yoav, 80, ISR
- 1:54.61 Strahija Marko, 75, CRO
- 1:55.02 Rogan Markus, 82, AUT
- 1:55.07 Nikolaychuk Volodymyr, 75, UKR
- 1:55.27 Yu Rui, 82, CHN
- 1:55.30 Hass Raymond, 77, AUS
- 1:55.38 Alechine Evgeni, 79, RUS
- 1:55.72 Machovic Miroslav, 76, SVK
- 1:55.87 Kozulj Gordan, 76, CRO
- 1:56.18 Arnarson Orn, 81, ISL
- 1:56.32 Ostapchuk Sergei, 76, RUS
- 1:56.73 Svoboda Kvetoslav, 82, CZE
- 1:57.24 Welsh Matt, 76, AUS
- 1:57.43 Kokkosis Ioannis, 81, GRE

50 METRES BREASTSTROKE, Apr 7

- 26.42 Lisogor Oleg, 79, UKR
- 27.22 Couto Jose, 78, POR
- 27.26 Fischer Eduardo, 80, BRA
- 27.34 Lutolf Remo, 80, SUI
- 27.40 Malyarov Arsen, 79, RUS
- 27.44 Kitajima Kosuke, 82, JPN
- 27.46 Duboscq Hugues, 81, FRA
- 27.70 Denniston David, 78, USA

Semi-Final

- 26.66 Lisogor Oleg, 79, UKR
- 27.23 Fischer Eduardo, 80, BRA
- 27.44 Lutolf Remo, 80, SUI
- 27.46 Denniston David, 78, USA
- 27.50 Duboscq Hugues, 81, FRA
- 27.51 Malyarov Arsen, 79, RUS
- 27.56 Couto Jose, 78, POR
- 27.57 Kitajima Kosuke, 82, JPN
- 27.73 Rogers Phil, 71, AUS
- 27.78 Tepavecic Mladen, 76, YUG
- 27.80 Zheng Qiliang, 77, CHN
- 27.82 Johansson Jens, 75, SWE
- 27.91 Malek Daniel, 73, CZE
- 27.96 Schmollinger Patrick, 73, AUT
- 28.06 Rogulj Vanja, 82, CRO
- disq Nystrom Morten, 78, NOR

Semi-Final

- 58.33 Lisogor Oleg, 79, UKR
- 59.10 Kitajima Kosuke, 82, JPN
- 59.22 Pihlava Jarno, 78, FIN
- 59.32 Komornikov Dimitri, 81, RUS
- 59.39 Denniston David, 78, USA
- 59.60 Fischer Eduardo, 80, BRA
- 59.71 Piper Jim, 81, AUS
- 59.83 Malyarov Arsen, 79, RUS

Semi-Final

- 59.09 Pihlava Jarno, 78, FIN
- 59.12 Lisogor Oleg, 79, UKR
- 59.15 Denniston David, 78, USA
- 59.21 Kitajima Kosuke, 82, JPN
- 59.57 Komornikov Dimitri, 81, RUS
- 59.68 Piper Jim, 81, AUS
- 59.70 Malyarov Arsen, 79, RUS
- 59.71 Fischer Eduardo, 80, BRA
- 59.86 Duboscq Hugues, 81, FRA
- 59.97 Rogers Phil, 71, AUS
- 1:00.13 Schmollinger Patrick, 73, AUT
- 1:00.13 Couto Jose, 78, POR
- 1:00.17 Stevenian Jani, 74, FIN
- 1:00.23 Gustafsson Martin, 80, SWE
- 1:00.65 Malek Daniel, 73, CZE
- 1:00.86 Podoprigora Max, 78, AUT

200 METRES BREASTSTROKE, Apr 5

- 2:07.16 Piper Jim, 81, AUS
- 2:07.42 Denniston David, 78, USA
- 2:07.61 Pihlava Jarno, 78, FIN
- 2:08.23 Kitajima Kosuke, 82, JPN
- 2:08.99 Komornikov Dimitri, 81, RUS
- 2:09.14 Couto Jose, 78, POR
- 2:09.40 Podoprigora Max, 78, AUT
- 2:09.50 Gustafsson Martin, 80, SWE

Prelims

- 2:08.49 Piper Jim, 81, AUS
- 2:09.26 Komornikov Dimitri, 81, RUS
- 2:09.43 Denniston David, 78, USA
- 2:09.51 Podoprigora Max, 78, AUT
- 2:09.57 Pihlava Jarno, 78, FIN
- 2:09.59 Couto Jose, 78, POR
- 2:09.61 Kitajima Kosuke, 82, JPN
- 2:10.06 Gustafsson Martin, 80, SWE
- 2:10.59 Lisogor Oleg, 79, UKR
- 2:10.97 Parkin Terence, 79, RSA
- 2:11.13 Tomazini Marcelo, 78, BRA
- 2:11.26 Hopwood Jeff, 80, USA
- 2:11.40 Cheng Hao, 81, CHN
- 2:11.52 Ivanov Andriy, 76, RUS
- 2:11.52 Malek Daniel, 73, CZE
- 2:11.81 Sergeev Sergiy, 70, UKR

50 METRES BUTTERFLY, Apr 6

- 22.89 Huegill Geoff, 79, AUS
- 23.29 Pine Adam, 76, AUS

- 23.36 Foster Mark, 70, GBR
- 23.59 Marchenko Igor, 75, RUS
- 23.81 Milosevic Milos, 72, CRO
- 23.82 Mintenko Michael, 75, CAN
- 23.91 Sei Indrek, 72, EST
- 24.13 Tsagkarakis Apostolos, 82, GRE

Semi-Final

- 23.11 Huegill Geoff, 79, AUS
- 23.52 Foster Mark, 70, GBR
- 23.62 Milosevic Milos, 72, CRO
- 23.70 Marchenko Igor, 75, RUS
- 23.72 Mintenko Michael, 75, CAN
- 23.74 Pine Adam, 76, AUS
- 23.74 Sei Indrek, 72, EST
- 23.77 Tsagkarakis Apostolos, 82, GRE
- 23.91 Hickman James, 76, GBR
- 24.00 Lagoun Pavel, 79, BLR
- 24.06 Nachaev Ravil, 74, UZB
- 24.12 Serdinov Andriy, 82, UKR
- 24.15 Dos Santos Nicholas, 80, BRA
- 24.17 Haidinyak Andy, 80, USA
- 24.18 Abal Pablo, 77, ARG
- 24.20 Coxo Ricardo, 82, POR

Semi-Final

- 50.95 Huegill Geoff, 79, AUS
- 51.27 Pine Adam, 76, AUS
- 51.41 Marchenko Igor, 75, RUS
- 51.45 Mintenko Michael, 75, CAN
- 51.61 Frolander Lars, 74, SWE
- 51.61 Hickman James, 76, GBR
- 51.96 Serdinov Andriy, 82, UKR
- 51.97 Sylyantsev Denis, 76, UKR

Semi-Final

- 51.59 Marchenko Igor, 75, RUS
- 51.61 Mintenko Michael, 75, CAN
- 51.73 Frolander Lars, 74, SWE
- 51.82 Huegill Geoff, 79, AUS
- 51.91 Pine Adam, 76, AUS
- 52.05 Hickman James, 76, GBR
- 52.23 Sylyantsev Denis, 76, UKR
- 52.36 Serdinov Andriy, 82, UKR
- 52.54 Yamamoto Takashi, 78, JPN
- 52.58 Verster Theo, 74, RSA
- 52.64 Poliakov Anatoli, 80, RUS
- 52.85 Gherghel Ioan, 78, ROM
- 52.93 Lagoun Pavel, 79, BLR
- 52.96 Silkov Denis, 82, BLR
- 53.36 Nachaev Ravil, 74, UZB
- 53.50 Ilika Josh, 76, MEX

200 METRES BUTTERFLY, Apr 7

- 1:53.14 Hickman James, 76, GBR
- 1:54.07 Norris Justin, 80, AUS
- 1:54.16 Gherghel Ioan, 78, ROM
- 1:54.92 Sylyantsev Denis, 76, UKR
- 1:55.86 Wilkens Tom, 75, USA
- 1:56.57 Poliakov Anatoli, 80, RUS
- 1:56.72 Abersek Ales, 77, SLO
- 1:57.16 Skrydlov Ilya, 82, RUS
- 1:57.59 Advena Sergiy, 84, UKR
- 1:57.61 Keller Christian, 72, GER
- 1:57.76 Johns Brian, 82, CAN
- 1:58.17 Donnelly Eric, 80, USA
- 1:58.35 Monteiro Pedro, 75, BRA
- 1:59.13 Kwok Mark, 77, HKG
- 1:59.55 Horky Josef, 72, CZE
- 2:00.16 Gilgen Philippe, 76, SUI

100 METRES IND. MEDLEY, Apr 7

- 52.90 Mankoc Peter, 78, SLO
- 53.78 Sievinen Jani, 74, FIN
- 54.31 Andersen Jakob, 77, DEN
- 54.50 Laurentino Nuno, 75, POR
- 54.54 Van Der Zant Robert, 75, AUS
- 54.65 Kizierowski Bartosz, 77, POL
- 54.71 Verster Theo, 74, RSA
- 54.75 Sergeev Sergiy, 70, UKR

Semi-Final

- 52.91 Mankoc Peter, 78, SLO
- 54.10 Sievinen Jani, 74, FIN
- 54.62 Laurentino Nuno, 75, POR
- 54.63 Kizierowski Bartosz, 77, POL
- 54.69 Van Der Zant Robert, 75, AUS
- 54.67 Sergeev Sergiy, 70, UKR
- 54.75 Verster Theo, 74, RSA
- 54.88 Andersen Jakob, 77, DEN
- 55.08 Kitajima Kosuke, 82, JPN
- 55.11 Chen Lei, 81, CHN

- 55.29 Ivanovski Roman, 77, RUS
- 55.29 Silkov Denis, 82, BLR
- 55.71 Bovell George, 83, TRI
- 55.85 Mori Takahiro, 80, JPN
- 56.21 Liechti Lorenz, 75, SUI
- 56.21 Tomecek Pavel, 78, CZE

200 METRES IND. MEDLEY, Apr 5

- 1:55.45 Sievinen Jani, 74, FIN
- 1:56.13 Mankoc Peter, 78, SLO
- 1:57.34 Wilkens Tom, 75, USA
- 1:57.88 Mori Takahiro, 82, JPN
- 1:58.08 Rosolino Massi, 78, ITA
- 1:58.12 Mori Takahiro, 80, JPN
- 1:58.71 Bovell George, 83, TRI
- 1:58.79 Kent Dean, 78, NZL

Prelims

- 1:57.25 Sievinen Jani, 74, FIN
- 1:57.31 Mankoc Peter, 78, SLO
- 1:57.43 Mori Takahiro, 80, JPN
- 1:57.52 Rosolino Massi, 78, ITA
- 1:57.53 Johns Brian, 82, CAN
- 1:57.81 Verster Theo, 74, RSA
- 1:58.20 Bovell George, 83, TRI
- 1:58.22 Kent Dean, 78, NZL
- 1:58.23 Wilkens Tom, 75, USA
- 1:58.27 Norris Justin, 80, AUS
- 1:58.30 Donnelly Eric, 80, USA
- 1:58.96 Cabello Brenton, 81, ESP
- 1:59.04 Rogan Markus, 82, AUT
- 1:59.35 Berezutsky Igor, 84, RUS
- 1:59.48 Kokkosis Ioannis, 81, GRE
- 1:59.64 Prokhorov Sergei, 78, RUS

400 METRES IND. MEDLEY, Apr 4

- 4:04.82 Wilkens Tom, 75, USA
- 4:06.85 Johns Brian, 82, CAN
- 4:08.92 Carstensen Jacob, 78, DEN
- 4:09.24 Kent Dean, 78, NZL
- 4:10.36 Parkin Terence, 79, RSA
- 4:10.89 Vendt Erik, 81, USA
- 4:11.38 Norris Justin, 80, AUS
- 4:11.85 Kokkosis Ioannis, 81, GRE

Prelims

- 4:09.97 Wilkens Tom, 75, USA
- 4:10.41 Vendt Erik, 81, USA
- 4:10.58 Carstensen Jacob, 78, DEN
- 4:11.01 Kokkosis Ioannis, 81, GRE
- 4:11.04 Kent Dean, 78, NZL
- 4:11.06 Norris Justin, 80, AUS
- 4:11.18 Johns Brian, 82, CAN
- 4:12.05 Kovrigin Alexei, 81, RUS
- 4:12.05 Parkin Terence, 79, RSA
- 4:12.62 Steed Trent, 77, AUS
- 4:12.64 Halika Michael, 78, ISR
- 4:13.28 Prokhorov Sergei, 78, RUS
- 4:14.15 Mori Takahiro, 80, JPN
- 4:14.33 Patel Yves, 79, SUI
- 4:14.83 Melloy Oussama, 84, TUN
- 4:15.32 Cabello Brenton, 81, ESP

4X100 M MEDLEY RELAY, Apr 7

- w3:29.00 United States, USA
- 3:29.35 Australia, AUS
- 3:30.21 Russia, RUS
- 3:30.37 Ukraine, UKR
- 3:32.27 Sweden, SWE
- 3:34.13 Croatia, CRO
- 3:35.59 Brazil, BRA
- 3:40.38 Mexico, MEX

4X100 M FREE RELAY, Apr 3

- 3:10.64 United States, USA
- 3:11.14 Sweden, SWE
- 3:11.24 Russia, RUS
- 3:11.38 Australia, AUS
- 3:13.60 Brazil, BRA
- 3:15.17 Germany, GER
- 3:16.65 Croatia, CRO
- 3:18.80 Switzerland, SUI

4X200 M FREE RELAY, Apr 4

- 7:00.36 Australia, AUS
- 7:05.36 Russia, RUS
- 7:08.73 United States, USA
- 7:09.14 Brazil, BRA
- 7:11.23 Denmark, DEN
- 7:14.38 Ukraine, UKR
- 7:15.57 Greece, GRE
- 7:15.85 China, CHN

WOMEN

50 METRES FREESTYLE, Apr 7

dns Xu Yanwei,84,CHN	16 4:13.12 Wanberg Lotta,79,SWE	7 31.48 Thorup Majken,79,DEN	8 27.00 Bui Duyet Diane,79,FRA	Semi-Final
Semi-Final	800 METRES FREESTYLE, Apr 4	8 31.48 Thorup Majken,79,DEN	Semi-Final	1 59.97 Moravcova Martina,76,SVK
1 24.26 Sheppard Alison,72,GBR	1 8:16.34 Chen Hua,82,CHN	8 disq Bogomazova Elena,82,RUS	1 26.47 Borochovski Vered,84,ISR	2 1:00.61 Rose Gabrielle,77,USA
2 24.29 Alshammer Therese,77,SWE	2 8:21.91 Oufimtseva Irina,85,RUS	1 30.28 Igelstrom Emma,80,SWE	2 26.60 Kammerling Anna-Karin,80,SWE	3 1:00.99 Sheppard Alison,72,GBR
3 24.88 Cope Haley,79,USA	3 8:23.38 Rigamonti Flavia,81,SUI	2 30.75 Poewe Sarah,83,RSA	3 26.65 Alshammer Therese,77,SWE	4 1:01.43 Beard Amanda,81,USA
4 24.92 Mukomol Olga,79,UKR	4 8:26.66 Komisarz Rachel,77,USA	3 30.83 Baker Zoe,76,GBR	4 26.71 Komisarz Rachel,77,USA	5 1:01.54 Verevka Oxana,77,RUS
5 24.98 Ryan Sarah,77,AUS	5 8:28.93 Keller Kaly,85,USA	4 30.98 Hanson Brooke,78,AUS	5 26.79 Thomas Petria,75,AUS	6 1:01.67 Kejar Alenka,79,SLO
6 25.01 Xu Yanwei,84,CHN	6 8:29.98 Pascoe Amanda,85,AUS	5 31.03 Luo Xuejuan,84,CHN	6 26.79 Irving Nicole,82,AUS	7 1:02.04 Hjorth-Hansen Julie,84,DEN
7 25.01 Stone Tammie,76,USA	7 8:30.83 Malanina Alexandra,85,RUS	6 31.21 Beard Amanda,81,USA	7 26.84 Bui Duyet Diane,79,FRA	8 1:02.25 Hanson Brooke,78,AUS
8 25.04 Draxler Judith,70,AUT	8 8:31.47 Carman Anja,85,SLO	7 31.37 Thorup Majken,79,DEN	8 26.85 Zheng Xi,83,CHN	9 1:02.39 Savonyuk Yulia,87,UKR
9 25.11 Groot Chantal,82,NED	50 METRES BACKSTROKE, Apr 7	8 31.43 Bogomazova Elena,82,RUS	9 26.95 Groot Chantal,82,NED	10 1:03.12 Marinovic Smiljana,77,CRO
10 25.14 Engelsman Michelle,79,AUS	1 27.38 Carroll Jennifer,81,CAN	9 31.47 Bondarenko Svitlana,71,UKR	10 27.10 Draxler Judith,70,AUT	11 1:03.50 Klenz Sabine,74,GER
11 25.14 Korc Agata,86,POL	2 27.44 Cope Haley,79,USA	10 31.55 Schafer Janne,81,GER	11 27.33 Sutiagina Natalia,80,RUS	12 1:03.62 Jensen Line,81,DEN
12 25.19 Chepurkova Marina,80,RUS	3 27.60 MacManus Diana,86,USA	11 31.79 Jukic Mirna,86,AUT	12 27.35 Nadarajah Fabienne,85,AUT	13 1:03.79 Hlavackova Yveta,75,CZE
13 25.26 Valen Suze,78,NED	4 27.66 Hlavackova Ilona,77,CZE	12 31.81 Braszkiewicz Agnieszka,81,POL	13 27.42 Dekker Inge,85,NED	14 1:04.22 Podlesnaya Yulia,87,UKR
14 25.28 Popitchenko Elena,79,BLR	5 27.78 Li Hui,85,CHN	13 31.83 Stitts Staciona,81,USA	14 27.44 Descenza Mary,85,USA	15 1:04.32 Tsai Hui Wai,83,HKG
15 25.56 Gusmao Rebecca,84,BRA	6 27.93 Rooney Giaan,82,AUS	14 32.02 Alekhina Evgenia,85,RUS	15 27.57 Kopatchenia Hanna,80,BLR	16 1:04.74 Gulbrandsen Anne-M.,84,NOR
16 disq Sjoberg Johanna,78,SWE	7 27.95 Herasimenia Aleksandra,85,BLR	15 32.36 Liakh Nastassia,83,BLR	16 27.61 Bossuyt Time,80,BEL	200 METRES IND. MEDLEY, Apr 6
100 METRES FREESTYLE, Apr 5	8 28.47 Ornstedt Louise,85,DEN	16 32.49 Jardine Zlata,85,RSA	100 METRES BUTTERFLY, Apr 7	1 2:08.82 Klochkova Yana,82,UKR
1 52.89 Alshammer Therese,77,SWE	Semi-Final	100 METRES BREASTSTROKE, Apr 6	1 57.04 Moravcova Martina,76,SVK	2 2:09.77 Rose Gabrielle,77,USA
2 52.96 Moravcova Martina,76,SVK	1 27.56 Cope Haley,79,USA	1 w1:05.38 Igelstrom Emma,80,SWE	2 57.91 Thomas Petria,75,AUS	3 2:11.25 Verevka Oxana,77,RUS
3 53.35 Xu Yanwei,84,CHN	2 27.59 Carroll Jennifer,81,CAN	2 1:06.16 Poewe Sarah,83,RSA	3 58.12 Kammerling Anna-Karin,80,SWE	4 2:11.56 Kejar Alenka,79,SLO
4 53.52 Ryan Sarah,77,AUS	3 27.64 Hlavackova Ilona,77,CZE	3 1:06.36 Luo Xuejuan,84,CHN	4 58.40 Descenza Mary,85,USA	5 2:12.49 Caslaru Beatrice,75,ROM
5 53.76 Popitchenko Elena,79,BLR	4 27.77 MacManus Diana,86,USA	4 1:06.87 Beard Amanda,81,USA	5 58.46 Komisarz Rachel,77,USA	6 2:12.89 Klenz Sabine,74,GER
6 53.91 Sheppard Alison,72,GBR	5 27.81 Rooney Giaan,82,AUS	5 1:07.05 Qi Hui,85,CHN	6 58.66 Borochovski Vered,84,ISR	7 2:12.97 Hjorth-Hansen Julie,84,DEN
7 54.01 Sjoberg Johanna,78,SWE	6 27.94 Herasimenia Aleksandra,85,BLR	6 1:07.45 Hanson Brooke,78,AUS	7 59.20 Zheng Xi,83,CHN	8 2:15.20 Reilly Jennifer,83,USA
8 54.14 Graham Elka,81,AUS	7 28.35 Ornstedt Louise,85,DEN	7 1:07.99 Jukic Mirna,86,AUT	8 59.20 Jedrzejczak Otylia,83,POL	Prelims
Semi-Final	8 28.36 Valen Suze,78,NED	8 1:08.58 Stitts Staciona,81,USA	Semi-Final	1 2:11.63 Rose Gabrielle,77,USA
1 53.56 Alshammer Therese,77,SWE	9 28.49 Nadarajah Fabienne,85,AUT	1 1:06.08 Igelstrom Emma,80,SWE	1 57.43 Moravcova Martina,76,SVK	2 2:12.17 Verevka Oxana,77,RUS
2 53.66 Moravcova Martina,76,SVK	10 28.55 Gustamelski Ania,81,ISR	2 1:06.30 Luo Xuejuan,84,CHN	2 58.45 Descenza Mary,85,USA	3 2:12.22 Kejar Alenka,79,SLO
3 53.76 Xu Yanwei,84,CHN	11 28.59 Fernandez Serrana,73,URU	3 1:06.30 Poewe Sarah,83,RSA	3 58.59 Thomas Petria,75,AUS	4 2:12.27 Hjorth-Hansen Julie,84,DEN
4 53.79 Ryan Sarah,77,AUS	12 28.63 Amshennikova Irina,86,UKR	4 1:06.81 Beard Amanda,81,USA	4 58.63 Borochovski Vered,84,ISR	5 2:12.77 Klochkova Yana,82,UKR
5 53.95 Sheppard Alison,72,GBR	13 28.66 Diezi Dominique,77,SUI	5 1:06.82 Beard Amanda,81,USA	5 58.84 Komisarz Rachel,77,USA	6 2:13.89 Klenz Sabine,74,GER
6 53.96 Sjoberg Johanna,78,SWE	14 28.71 Nakamura Reiko,82,JPN	6 1:07.27 Qi Hui,85,CHN	6 59.02 Jedrzejczak Otylia,83,POL	7 2:14.76 Reilly Jennifer,83,USA
7 53.96 Popitchenko Elena,79,BLR	15 28.87 Li Hui,85,CHN	7 1:07.45 Hanson Brooke,78,AUS	7 59.33 Zheng Xi,83,CHN	8 2:15.21 Caslaru Beatrice,75,ROM
8 54.19 Graham Elka,81,AUS	16 29.09 Tsai Hui Wai,83,HKG	8 1:07.52 Jukic Mirna,86,AUT	8 59.34 Kammerling Anna-Karin,80,SWE	9 2:15.88 Nordenstam Sara,83,SWE
9 54.36 Benko Lindsay,76,USA	100 METRES BACKSTROKE, Apr 4	9 1:07.98 Bogomazova Elena,82,RUS	9 59.47 Bui Duyet Diane,79,FRA	10 2:15.86 Nakanishi Yuko,81,JPN
10 54.42 Muller Helene,78,RSA	1 59.07 Cope Haley,79,USA	10 1:08.26 Thorup Majken,79,DEN	10 59.63 Loots Amanda,78,RSA	11 2:16.00 Greltund Tina,78,DEN
11 54.76 Chepurkova Marina,80,RUS	2 59.13 Hlavackova Ilona,77,CZE	11 1:08.50 Le Paranthoen Anne S.,77,FRA	11 59.95 Besspalova Irina,81,RUS	12 2:16.03 Zhan Shu,85,CHN
12 55.02 Figue Solenne,79,FRA	3 59.45 MacManus Diana,86,USA	12 1:08.63 Baker Zoe,76,GBR	12 59.98 Nakanishi Yuko,81,JPN	13 2:16.17 Klinar Anja,88,SLO
13 55.09 Scherba Hanna,82,BLR	4 59.54 Ornstedt Louise,85,DEN	13 1:08.73 Becue Brigitte,72,BEL	13 1:00.20 Houghton Melanie,86,AUS	14 2:16.26 Tolkacheva Yana,87,UKR
14 55.14 Lanne Colleen,79,USA	5 59.89 Zhan Shu,85,CHN	14 1:09.29 Sambralo Tamara,86,SLO	14 1:00.27 Zahri Petra,81,AUT	15 2:16.36 Savonyuk Yulia,87,UKR
15 55.16 Valen Suze,78,NED	6 59.92 Stoney Clementine,82,AUS	15 1:09.38 Braszkiewicz Agnieszka,81,POL	15 1:00.30 Vinogradova Ekaterina,80,RUS	16 2:16.51 Caverly Kristen,84,USA
16 55.65 Sziqeti Florencia,81,ARG	7 1:00.64 Adcock Frances,84,USA	16 1:09.45 Herasimenia Aleksandra,85,BLR	16 1:00.64 Kong Yan Kay,85,HKG	400 METRES IND. MEDLEY, Apr 3
200 METRES FREESTYLE, Apr 7	8 1:00.77 Komarova Stanislava,86,RUS	200 METRES BREASTSTROKE, Apr 7	200 METRES BUTTERFLY, Apr 3	1 4:30.63 Klochkova Yana,82,UKR
1 w1:54.04 Benko Lindsay,76,USA	Semi-Final	1 2:20.91 Qi Hui,85,CHN	1 2:05.76 Thomas Petria,75,AUS	2 4:35.44 Kejar Alenka,79,SLO
2 1:55.34 Yang Yu,85,CHN	1 59.14 Hlavackova Ilona,77,CZE	2 2:21.30 Igelstrom Emma,80,SWE	2 2:06.10 Yang Yu,85,CHN	3 4:36.36 Bardach Georgina,83,ARG
3 1:55.63 Xu Yanwei,84,CHN	2 59.77 Cope Haley,79,USA	3 2:21.63 Jukic Mirna,86,AUT	3 2:06.17 Descenza Mary,85,USA	4 4:38.64 Tolkacheva Yana,87,RUS
4 1:56.25 Graham Elka,81,AUS	3 1:00.01 Ornstedt Louise,85,DEN	4 2:22.74 Beard Amanda,81,USA	4 2:07.31 Nakanishi Yuko,81,JPN	5 4:39.97 Reilly Jennifer,83,USA
5 1:56.63 Figue Solenne,79,FRA	4 1:00.17 Zhan Shu,85,CHN	5 2:23.09 Poewe Sarah,83,RSA	5 2:10.11 Jedrzejczak Otylia,83,POL	6 4:40.88 Le Paranthoen Anne S.,77,FRA
6 1:56.78 Muller Helene,78,RSA	5 1:00.30 MacManus Diana,86,USA	6 2:24.74 Hanson Brooke,78,AUS	6 2:10.23 Skou Sophia,73,DEN	7 4:43.94 Klenz Sabine,74,GER
7 1:58.71 Lillhage Josefine,80,SWE	6 1:00.47 Adcock Frances,84,USA	7 2:26.39 Bakaldina Olga,85,RUS	7 2:11.01 Vinogradova Ekaterina,80,RUS	8 4:45.08 Nordenstam Sara,83,SWE
8 1:59.03 Simard Sophie,78,CAN	7 1:00.49 Stoney Clementine,82,AUS	8 2:28.82 Herasimenia Aleksandra,85,BLR	8 2:12.51 Kirk Dana,84,USA	Prelims
Prelims	8 1:00.52 Komarova Stanislava,86,RUS	400 METRES BUTTERFLY, Apr 3	Prelims	1 4:36.20 Kejar Alenka,79,SLO
1 1:57.26 Benko Lindsay,76,USA	9 1:00.54 Wittstock Charlene,78,RSA	1 2:23.37 Qi Hui,85,CHN	1 2:07.72 Descenza Mary,85,USA	2 4:37.44 Klochkova Yana,82,UKR
2 1:57.75 Graham Elka,81,AUS	10 1:00.55 Gustamelski Ania,81,ISR	2 2:23.85 Beard Amanda,81,USA	2 2:07.79 Thomas Petria,75,AUS	3 4:39.00 Tolkacheva Yana,87,RUS
3 1:57.84 Xu Yanwei,84,CHN	11 1:00.69 Ito Hanae,85,JPN	3 2:23.98 Jukic Mirna,86,AUT	3 2:08.51 Nakanishi Yuko,81,JPN	4 4:39.67 Reilly Jennifer,83,USA
4 1:57.93 Yang Yu,85,CHN	12 1:00.73 Amshennikova Irina,86,UKR	4 2:24.82 Poewe Sarah,83,RSA	4 2:08.73 Jedrzejczak Otylia,83,POL	5 4:40.11 Bardach Georgina,83,ARG
5 1:58.16 Figue Solenne,79,FRA	13 1:00.90 Nakamura Reiko,82,JPN	5 2:24.84 Igelstrom Emma,80,SWE	5 2:09.46 Kirk Dana,84,USA	6 4:42.17 Le Paranthoen Anne S.,77,FRA
6 1:58.40 Muller Helene,78,RSA	14 1:01.05 Diezi Dominique,77,SUI	6 2:25.01 Bakaldina Olga,85,RUS	6 2:09.91 Yang Yu,85,CHN	7 4:42.76 Klenz Sabine,74,GER
7 1:58.53 Lillhage Josefine,80,SWE	15 1:01.15 Carroll Jennifer,81,CAN	7 2:26.39 Hanson Brooke,78,AUS	7 2:10.30 Skou Sophia,73,DEN	8 4:43.18 Nordenstam Sara,83,SWE
8 1:58.75 Hjorth-Hansen Julie,84,DEN	16 1:01.83 Tsai Hui Wai,83,HKG	8 2:29.80 Herasimenia Aleksandra,85,BLR	8 2:10.35 Vinogradova Ekaterina,80,RUS	9 4:43.39 Martynova Yana,88,RUS
9 1:58.96 Simard Sophie,78,CAN	200 METRES BACKSTROKE, Apr 5	9 2:30.31 Gulbrandsen Anne-M.,84,NOR	9 2:10.52 Galvez Felicity,85,AUS	10 4:44.73 Sato Ayane,82,JPN
10 1:59.12 Scherba Hanna,82,BLR	1 2:04.97 Benko Lindsay,76,USA	10 2:30.38 Caverly Kristen,84,USA	10 2:11.97 Zahri Petra,81,AUT	11 4:45.11 Netrofova Hana,74,CZE
11 1:59.23 Hjorth-Hansen Julie,84,DEN	2 2:07.30 Nakamura Reiko,82,JPN	11 2:30.38 Bremond Karine,75,FRA	11 2:12.24 Kubalcikova Marcela,73,CZE	12 4:45.21 Caverly Kristen,84,USA
12 1:59.31 Rooney Giaan,82,AUS	3 2:07.71 Amshennikova Irina,86,UKR	12 2:31.13 Klinar Anja,88,SLO	12 2:12.99 Kopatchenia Hanna,80,BLR	13 4:45.64 Klinar Anja,88,SLO
13 1:59.40 Oufimtseva Irina,85,RUS	4 2:07.77 Ito Hanae,85,JPN	13 2:31.50 Liakh Nastassia,83,BLR	13 2:12.99 Felgueiras Raquel,80,POR	14 4:51.63 Podbasova Jana,76,SVK
14 1:59.57 Shopnikova Polina,86,RUS	5 2:08.49 Stoney Clementine,82,AUS	14 2:31.94 Sambralo Tamara,86,SLO	14 2:13.86 Borochovski Vered,84,ISR	15 4:56.09 Podlesnaya Yulia,87,UKR
15 1:59.77 Zahnd Nicole,80,SUI	6 2:08.72 Wittstock Charlene,78,RSA	15 2:32.11 Savonyuk Yulia,87,UKR	15 2:14.24 Besspalova Irina,81,RUS	4X100 M MEDLEY RELAY, Apr 5
16 2:00.01 Zachariassen Eva,77,DEN	7 2:08.95 Komarova Stanislava,86,RUS	16 2:32.20 Muravyeva Marina,87,RUS	16 2:14.85 Chan Wing Suet,80,HKG	1 w3:55.78 Sweden,SWE
400 METRES FREESTYLE, Apr 5	8 2:10.99 Gustamelski Ania,81,ISR	50 METRES BUTTERFLY, Apr 5	100 METRES IND. MEDLEY, Apr 5	2 3:57.17 United States,USA
1 4:01.26 Klochkova Yana,82,UKR	Prelims	1 2:55.55 Kammerling Anna-Karin,80,SWE	1 59.91 Moravcova Martina,76,SVK	3 3:57.29 China,CHN
2 4:03.81 Chen Hua,82,CHN	1 2:06.55 Benko Lindsay,76,USA	2 2:56.36 Thomas Petria,75,AUS	2 1:00.68 Rose Gabrielle,77,USA	4 3:57.70 Australia,AUS
3 4:06.30 Komisarz Rachel,77,USA	2 2:08.35 Stoney Clementine,82,AUS	3 2:56.38 Borochovski Vered,84,ISR	3 1:00.88 Sheppard Alison,72,GBR	5 4:00.88 United States,USA
4 4:07.98 Shopnikova Polina,86,RUS	3 2:08.51 Nakamura Reiko,82,JPN	4 2:56.47 Komisarz Rachel,77,USA	4 1:01.62 Kejar Alenka,79,SLO	6 4:02.68 Ukraine,UKR
5 4:08.24 Keller Kaly,85,USA	4 2:08.79 Wittstock Charlene,78,RSA	5 2:56.48 Alshammer Therese,77,SWE	5 1:01.80 Beard Amanda,81,USA	7 4:03.56 Russia,RUS
6 4:08.68 Pascoe Amanda,85,AUS	5 2:08.87 Amshennikova Irina,86,UKR	6 2:56.93 Zheng Xi,83,CHN	6 1:02.07 Verevka Oxana,77,RUS	8 4:03.87 Denmark,DEN
7 4:09.22 Zahnd Nicole,80,SUI	6 2:09.13 Ito Hanae,85,JPN	7 2:56.93 Zheng Xi,83,CHN	7 1:02.37 Hjorth-Hansen Julie,84,DEN	4X100 M FREE RELAY, Apr 6
8 4:09.91 Simard Sophie,78,CAN	7 2:09.53 Komarova Stanislava,86,RUS	8 2:56.94 Irving Nicole,82,AUS	8 1:02.62 Savonyuk Yulia,87,UKR	1 3:35.09 Sweden,SWE
Prelims	8 2:10.25 Gustamelski Ania,81,ISR			2 3:35.97 Australia,AUS
1 4:06.42 Chen Hua,82,CHN	9 2:10.43 Tucker Kelly,85,AUS			3 3:36.18 China,CHN
2 4:06.73 Klochkova Yana,82,UKR	10 2:10.49 Ornstedt Louise,85,DEN			4 3:37.10 United States,USA
3 4:07.37 Komisarz Rachel,77,USA	11 2:10.62 Zhan Shu,85,CHN			5 3:39.62 Belarus,BLR
4 4:08.62 Shopnikova Polina,86,RUS	12 2:10.70 MacManus Diana,86,USA			6 3:42.00 Russia,RUS
5 4:08.96 Pascoe Amanda,85,AUS	13 2:12.58 Erke Derya,83,TUR			7 3:45.17 Switzerland,SUI
6 4:09.08 Keller Kaly,85,USA	14 2:12.68 Vazhenina Anastasia,84,RUS			8 3:46.98 Brazil,BRA
7 4:09.43 Zahnd Nicole,80,SUI	15 2:13.33 Micul Aleksandra,82,POL			4X200 M FREE RELAY, Apr 3
8 4:10.51 Simard Sophie,78,CAN	16 2:13.57 Tsai Hui Wai,83,HKG			1 w7:46.30 China,CHN
9 4:10.63 Tang Jingzhi,86,CHN	50 METRES BREASTSTROKE, Apr 4			2 7:47.55 United States,USA
10 4:10.93 Ferreira Monique,80,BRA	1 w29.96 Igelstrom Emma,80,SWE			3 7:49.50 Australia,AUS
11 4:10.93 Graham Elka,81,AUS	2 30.17 Luo Xuejuan,84,CHN			4 7:53.75 Sweden,SWE
12 4:11.52 Carman Anja,85,SLO	3 30.56 Baker Zoe,76,GBR			5 8:00.35 Russia,RUS
13 4:11.75 Rigamonti Flavia,81,SUI	4 30.70 Poewe Sarah,83,RSA			6 8:00.45 Denmark,DEN
14 4:12.28 Lymperta Marianna,79,GRE	5 30.91 Hanson Brooke,78,AUS			7 8:00.81 Switzerland,SUI
15 4:12.35 Beresnyeva Olga,85,UKR	6 31.19 Beard Amanda,81,USA			8 8:03.58 Greece,GRE

RATING SUMMARY OF TOP PERFORMANCES

1)	1038	29.96	50 breast W	Emma Igelstrom,SWE
2)	1028	30.17	50 breast W	Xuejuan Luo,CHN
	1028	26.42	50 breast M	Oleg Lisogor,UKR
4)	1020	1:54.04	200 free W	Lindsay Benko,USA
5)	1018	22.89	50 fly M	Geoff Huegill,AUS
	1018	52.90	100 IM M	Peter Mankoc,SLO
	1018	1:51.17	200 back M	Aaron Peirsol,USA
8)	1017	7:46.30	4x200 free W	China,CHN
	1017	25.55	50 fly W	Anna-Karin Kammerling,SWE
10)	1015	3:55.78	4x100 medley W	Sweden,SWE
	1015	57.04	100 fly W	Martina Moravcova,SVK

AARON PEIRSOL STARS

WITH NEW WORLD RECORD FOR 200 BACKSTROKE

MINNEAPOLIS—Although the four-day championships coincided with the Women's NCAAs and was just days before the men's NCAAs, it didn't take away from Aaron Peirsol's world record in the men's 200 backstroke, making him the undisputed star of the competition.

The five-day long-course meet (March 18-23) did not have some of the top university males and females, high school age stars, or top World Cup performer Ed Moses.

One team that was ready was Irvine Novaquatics from Irvine, CA, coached by David Salo, which finished first in the men's rankings with 282 points, first in the women's rankings with 284.5 points, and first in the combined team rankings with 521.5 points. Irvine also took the 18-and-Under team title with 320 points.

Day 1

Aaron Peirsol says he normally doesn't look up at the clock when he's swimming, but he heard the roar of the crowd Wednesday night at the Phillips 66 National Championships and thought, "I'm not letting it slip by me this time."

And he didn't. Turning on the jets in the final 50 meters, Peirsol, 18, of Irvine Novaquatics, won the men's 200 back with a world record time of 1:55.15, bettering Lenny Krayzelburg's 1999 record.

A comparison of the splits:

Krayzelburg in 1999	27.18	56.19	1:25.64	1:55.87
Peirsol in 2002	27.75	56.60	1:25.70	1:55.15

"To get right down to it, I knew it was my time," Peirsol said. "It wasn't cockiness. I wasn't being cocky at all. I was just confident before the race that everything was going to go as planned. It just felt like a world-record race.

"It was pretty sweet. I'm elated."

Peirsol bested the former mark, set by Olympic gold medalist Lenny Krayzelburg, by 0.72 seconds and outdistanced the rest of the field by more than five seconds. Afterwards, he was swarmed by his teammates and his coach, Dave Salo.

"(Salo) was crying, my sister was crying," Peirsol said. "I think I was the only one who wasn't crying. I was too tired to cry."

Salo said Peirsol's been training really well over the last three months and knew his accomplishment was just a matter of time.

"He's a great kid," Salo said. "I've been fortunate enough to have some great athletes in my life, and

he's one of the good ones.

"He's been after this since he was 13, and it's good to see the things you talk to your athletes about come to fruition."

In the other races of the evening, all the big names performed as expected, and hometown favourite Tom Malchow gave the crowd something to cheer about in the 200 fly, winning with a time of 1:55.15.

"It's always nice to swim in front of your hometown crowd, but I still couldn't break 1:55," Malchow said. "I felt good going out, but I knew I was going to have to push myself since I didn't have anyone to push me. But it gets you excited after watching a world record."

Malchow has six of the top 10 all-time performances in the 200 fly.

In other races, Claudia Poll of Costa Rica set a national record in the 100 free with a time of 55.62. The former record was held by Poll's sister, Sylvia.

Jason Lezak won the men's 100 free with a time of 48.89.

Megan Quann and James Kibbe won the women's and men's 200 breaststroke, with times of 2:27.42 and 2:17.43, respectively. The win marked Quann's seventh national championship.

"This one meant a lot, because all my other titles are in the 100," she said. "This is the first time I've won the 200, so I'm pretty excited."

Kibbe's win, meanwhile, was his first national title.

In the remaining races, Diana MacManus won her second straight national title in the women's 200 back (2:11.80), and Mary Hill won the women's 200 fly with a time of 2:14.49.

Day 2

With names like Peirsol, Dusing, Tucker, Davis, Carvin, Goldblatt, and Malchow, the finals of the men's 200 free read like a who's who of American swimming talent.

But it was Josh Davis who emerged on the top of the heap, edging teammate Nate Dusing by 12/100 seconds to win the event with a time of 1:49.21. It was Davis' eighth national title in the 200, his second straight since winning it in Clovis, California last summer. Davis also holds the American record in the event with a time of 1:46.73.

"All these guys are so fast, among the best 200

freestylers this country's ever produced," Davis said. "Any time you can race these guys and come out on top, it's really special.

"But at the same time, I was two seconds off where I was six months ago (in Clovis). All these guys and I expect to be around 1:48. I was really happy to win, but I've got some work to do."

In the women's 400 IM, Adrienne Binder of Santa Barbara won her first national title with a time of 4:44.65, outdistancing the rest of the field by almost six seconds. It was a big swim for Binder, who was looking to turn the meet around after a disappointing swim in the 800 free the previous night.

Also winning his first national title was Eric Shanteau of Swim Atlanta in the men's 400 IM. Shanteau's time of 4:21.60 was a personal best, and he said he hit every split exactly the way he had planned.

"It hurt like crazy, but I gave it all I had, and it worked out," Shanteau said.

In the women's 200 free, Claudia Poll won in front of a loud and festive crowd of her countrymen, who cheered her on with soccer-style chants and cowbells. Her time was 1:59.52.

Day 3

There would be no world record for Aaron Peirsol in the 100 back, but Diana Munz set a different milestone this night.

With a win in the women's 400 free, Munz, 19, of the Lake Erie Silver Dolphins, won her 17th national title, the most of any active swimmer in the U.S. It was her second title of the week after winning the 800 free on the first night, and her time of 4:10.29 outdistanced her closest competitor by more than two seconds.

"They said I was tied for the most, and I thought that was so hard to believe," Munz said. "I really had no idea. It helps that we have so many distance events, but it is so exciting.

"I haven't had a big meet in a while, so I wanted to see how fast I could go, and I know I'm pretty surprised."

In one of the more exciting races of the evening, Olympian Scott Goldblatt of Berkeley, N.J., came from Lane 8 to edge Chad Carvin and Fran Crippen in the men's 400 to win the first national title of his career. His time was 3:52.59.

In the men's 100 m back, Aaron Peirsol won his second national title of the week after setting the world record in the 200 back the previous day. His time of 54.47 bested the rest of the field by more than two seconds.

Though it wasn't a world record, Peirsol was not disappointed with his performance.

"I'm very happy," Peirsol said. "It was a good swim, but I don't think I had a world record in me tonight.

"That might be my next goal, maybe a little bit

down the road, but I'm going to be patient with it. I have a lot of work to do. Right now, I'm a lot more efficient in the 200, but I think college will help me out in the 100, especially with mystarts and turns and more technical things."

In the women's 100 back, Peirsol's Irvine Novaquatics teammate Diana MacManus won her second national title of the week with a time of 1:01.32. Like Peirsol, she was the winner in the 200 back earlier in the meet.

Olympian Megan Quann, 18, of Puyallup, Wash., won her second event of the week in the women's 100 breast with a time of 1:08.37. It was Quann's seventh career title in this event.

"Overall I felt good. I really wanted to see how my new coach could taper me, but my focus is on this summer and Pan-Pacs."

In other events, Brazilian Henrique Barbosa won the men's 100 breast with a time of 1:03.55, while Whitney Myers, 17, of Miami Valley Aquatic Club and Michael Cavic, 17, of Irvine Novaquatics both won their first national titles in the women's and men's 100 fly. Their times were 1:00.84 and 53.03, respectively.

Day 4

Lori Munz, 19, of the Lake Erie Silver Dolphins, won her 18th national title in the 1500 free with a time of 16:11.88. It was her third title after winning the 800 and 400 earlier in the week.

"I had no idea coming into this meet how well I would do, so to come in to win three national titles is pretty amazing," Munz said. "At times it's pretty scary for me to think that I have the most national titles, but hopefully, I'll keep it there at least through 2004. That's the goal."

Munz's effort this week won her the women's Kiphuth Award for high points, the second of her career.

"Winning high-point at nationals is really an awesome thing," Munz said. "It's an honour to do that."

In other events, Jason Lezak of Irvine Novaquatics became the fifth-fastest American in the 50 free, winning the event with a time of 22.00.

"It's been my goal for the last couple of years to break 22, and I just missed it tonight, so I guess I'll have to wait until this summer," Lezak said. "I've been getting ready for Short Course Worlds, so I didn't come here expecting to go that fast, but I'll take it."

"I haven't done anything since Wednesday, so I had some rest and felt strong. I've been swimming really well in short course metres, and it's great to finally be able to translate that to long course." Irvine's Gabrielle Rose and Circle C's Nate Dusing both won their first events of the week in the 200 m IM. Rose's time was 2:15.59, with Dusing posting 2:01.73.

"I wanted to end on a good note before I head off



Aaron Peirsol working the underwater portion on the way to his world record

Patrick Kramer

to Russia (for Short Course Worlds)," Rose said. "It feels good to come away with a win tonight, and now I'm excited about resting a little more and representing the U.S. in Russia." Dusing was the recipient of the men's Kiphuth Award, an honour he shared with Germantown Academy's Fran Crippen. In addition to his win in the 200 IM, Dusing also finished third in the 100 free and fly, and second in the 200 free. Crippen won the 800 free earlier in the week and also finished second in the 1500 free and third in the 400 free and 400 IM.

"I was really pleased with the result of my swim (in the IM)," Dusing said. "It's been a rough meet, and I hadn't really swum any best times. But today was the last day, and that was my best time by about two seconds, so it was a really good feeling."

Winning the women's 50 m free was Christina Swindle, 17, of Miami Swimming with a time of 25.29.

It was her first national title.

Olympian Chris Thompson of Club Wolverine came back in the final lap of the men's 1500 to edge Crippen by two seconds. His final time was 15:24.97. "I thought I was done," Thompson said. "I pretty much accepted the fact that I was going to get second. Then I realized that I had some left and turned it on."

"I'm surprised. (Crippen) has been having a great meet. He just died a little, and I still can't believe I had this in me. This just gets me ready for Short Course Worlds and sets me up for the rest of the year."

Aaron Peirsol won the Phillips 66 Performance of the Meet award for his world record swim in the 200 m back. Lauren Rogers of Terrapins Swim Team was named women's Rookie of the Meet, while Christian VanderKaay of Michigan and Larsen Jensen of Bakersfield Swim Club tied for men's Rookie of the Meet honours.

US SPRING NATIONALS

Minneapolis, March 19-23 (50 M)

MEN

50 METRES FREESTYLE

- 22.00 Lezak Jason,75
- 22.51 Clarla Aaron,78
- 22.85 Tucker Scott,75
- 22.88 Walker Neil,76
- 22.98 Gaspar Zsolt,77,HUN
- 23.16 McCrary Chris,81
- 23.36 Cavic Michael,84
- 23.50 Gold Donald,78

100 METRES FREESTYLE

- 48.89 Lezak Jason,75
- 49.46 Tucker Scott,75
- 49.48 Dusing Nate,78
- 49.77 Barnier Romain,76,FRA
- 50.50 Summers Nathan,79
- 50.74 Cavic Michael,84
- 50.98 Schroeder Jarod,73
- 51.01 Gaspar Zsolt,77,HUN

200 METRES FREESTYLE

- 1:49.21 Davis Josh,72
- 1:49.33 Dusing Nate,78
- 1:49.42 Goldblatt Scott,79
- 1:49.66 Carvin Chad,74
- 1:50.65 Malchow Tom,76
- 1:51.11 Peirsol Aaron,83
- 1:51.14 Barnier Romain,76,FRA
- 1:51.18 Tucker Scott,75

400 METRES FREESTYLE

- 3:52.59 Goldblatt Scott,79
- 3:52.61 Carvin Chad,74
- 3:53.01 Crippen Francis,84
- 3:55.51 Thompson Chris,78
- 3:59.37 Vanderkaay Peter,83
- 3:59.41 Jaben Max,86
- 4:01.73 Deberry Tyler,83
- 4:01.84 Tarwater Davis,83

800 METRES FREESTYLE

- 7:57.04 Crippen Francis,84
- 8:07.04 Thompson Chris,78
- 8:13.04 Vanderkaay Peter,83
- 8:13.49 Jaben Max,86
- 8:14.48 Jensen Larson,85
- 8:17.64 Lochte Ryan,84
- 8:18.20 Deberry Tyler,83
- 8:18.22 Davis Brian,83

1500 METRES FREESTYLE

- 15:24.97 Thompson Chris,78
- 15:26.77 Crippen Francis,84
- 15:40.09 Vanderkaay Peter,83
- 15:48.48 Jensen Larson,85
- 15:50.05 Grimes James,79
- 15:55.04 Tarwater Davis,83
- 15:56.38 Beckerle Travis,84
- 15:57.35 Wolfgang Jan,82,GER

100 METRES BACKSTROKE

- 54.47 Peirsol Aaron,83
- 56.63 Machado Paulo,78,BRA
- 57.00 Gilliam Michael,79
- 57.34 Cromwell David,85
- 57.76 Summers Nathan,79
- 58.10 Plank Greg,78
- 58.15 Plank Greg,78
- 58.51 Sun Hong Zhe,85

200 METRES BACKSTROKE

- 1:55.15 Peirsol Aaron,83
- 2:00.39 Davis Josh,72
- 2:03.36 Machado Paulo,78,BRA
- 2:03.54 Liscinsky Mark,81
- 2:04.23 Gaffney Colin,83
- 2:04.39 Wiebecke Kris,83
- 2:05.47 Plank Greg,78
- 2:06.51 Hartley Brian,83

100 METRES BREASTSTROKE

- 1:03.55 Barbosa Henrique,84,BRA
- 1:04.77 Schurr Christian,85
- 1:04.79 Liscinsky Mark,81
- 1:05.06 Kibbe James,84
- 1:05.07 Bernier Nate,83
- 1:05.22 Szekeley Toth Gergo,78,HUN
- 1:05.44 Meece Devin,79
- 1:05.84 Foster Robert,78

200 METRES BREASTSTROKE

- 2:17.43 Kibbe James,84
- 2:17.96 Shanteau Eric,83
- 2:19.32 Wronski Filip,79,POL
- 2:19.74 Schurr Christian,85
- 2:20.26 Bernier Nate,83
- 2:20.57 Brown Thomas,83
- 2:22.03 Clements Joey,82
- 2:22.45 Chalfant Dustin,81

100 METRES BUTTERFLY

- 53.30 Cavic Michael,84
- 53.41 Gaspar Zsolt,77,HUN
- 54.07 Dusing Nate,78
- 54.29 Malchow Tom,76
- 54.83 Michaelson Benjamin,82
- 55.17 Schroeder Jarod,73
- 55.41 McCrary Chris,81
- 56.00 Sawi Jaak,80,EST

200 METRES BUTTERFLY

- 1:55.13 Malchow Tom,76
- 2:02.60 Wilkens Tom,75
- 2:03.66 Tarwater Davis,83
- 2:03.96 Vanderkaay Christian,83
- 2:05.30 Glasco Joshua,83
- 2:05.46 Babcock Lyle,83
- 2:05.46 Halasz Scott,82
- 2:06.19 Scalise Erik,77

200 METRES IND. MEDLEY

- 2:01.73 Dusing Nate,78
- 2:03.37 Shanteau Eric,83
- 2:05.14 Lochte Ryan,84
- 2:05.97 Scalise Erik,77
- 2:07.09 Liscinsky Mark,81
- 2:07.28 Mellors Patrick,85
- 2:09.30 Vanderkaay Christian,83
- 2:20.13 Cady Kurt,83

400 METRES IND. MEDLEY

- 4:21.60 Shanteau Eric,83
- 4:25.40 Lochte Ryan,84
- 4:25.73 Crippen Francis,84
- 4:26.90 Davis Brian,83
- 4:30.00 Hewko Daniel,86
- 4:31.76 Brown Thomas,83
- 4:32.95 Kaufmann Scott,83

4X100 MEDLEY RELAY

- 3:53.15 Irvine Nova A
- 3:54.03 Univ. of Maryland
- 3:55.73 Univ. Minnesota
- 3:57.36 Coast Guard
- 3:58.21 Univ. Minnesota B
- 3:59.50 Syracuse Univ.
- 4:00.18 UC Irvine
- 4:01.11 Curl-Burke A

4X100 FREE RELAY

- 3:31.17 Irvine Nova A
- 3:35.73 Washington Township
- 3:36.77 Univ. Minnesota
- 3:37.40 St. Johns Univ.
- 3:39.47 Univ. of Tennessee
- 3:47.14 Curl-Burke A

4X200 FREE RELAY

- 7:44.42 Irvine Nova A
- 7:47.68 Mission Viejo A
- 7:58.49 Univ. of Tennessee
- 8:00.43 Northern Kentucky
- 8:02.25 Washington State Univ.
- 8:03.69 Scarlet Aquatic
- 8:04.52 Rider University
- 8:05.06 Kansas City Blazers

WOMEN

50 METRES FREESTYLE

- 25.29 Swindle Christina,84
- 25.37 Cope Haley,79
- 25.99 Joyce Karalynn,86
- 26.17 Jeffrey Rhannon,86
- 26.35 Cashion Courtney,86
- 26.57 Blackman Candace,85
- 26.59 Whitney Ashley,79
- 26.79 Conneally Caitlin,85

100 METRES FREESTYLE

- 55.62 Poll Claudia,72,CRC
- 55.82 Rose Gabrielle,77
- 56.19 Muller Helene,78,RSA

200 METRES FREESTYLE

- 1:21.92 Hill Mary,85
- 2:13.09 Kirk Dana,84
- 2:13.23 Myers Whitney,84
- 2:13.98 Bassi Noelle,83
- 2:14.72 Axtell Andrea,86
- 2:15.09 Boland Katherine,84
- 2:15.58 Szalil Silvia,75,GER
- 2:18.63 Hastrup Kristen,86

200 METRES IND. MEDLEY

- 1:21.59 Rose Gabrielle,77
- 2:18.30 Davis Laura,84
- 2:18.95 Quann Megan,84
- 2:19.03 Myers Whitney,84
- 2:20.47 Liu Erica,86
- 2:21.04 Bruce Caroline,86

- 56.26 Swindle Christina,84
- 56.33 Jeffrey Rhannon,86
- 56.67 Lanne Colleen,79
- 56.73 Conneally Caitlin,85
- 57.17 Williams Monica,78

200 METRES FREESTYLE

- 1:59.52 Poll Claudia,72,CRC
- 2:00.85 Muller Helene,78,RSA
- 2:01.91 Munz Diana,82
- 2:02.55 Hill Mary,85
- 2:02.81 Myers Whitney,84
- 2:02.92 Williams Monica,78
- 2:03.08 Rose Gabrielle,77
- 2:06.42 Chandler Ashley,84

400 METRES FREESTYLE

- 4:10.29 Munz Diana,82
- 4:12.48 Poll Claudia,72,CRC
- 4:14.69 Binder Adrienne,85
- 4:16.45 Hentzen Morgan,84
- 4:16.78 Chandler Ashley,84
- 4:17.46 Kiel Alyssa,87
- 4:17.57 Burke Rachel,83
- 4:19.17 Kelly Kimberly,86

800 METRES FREESTYLE

- 8:33.06 Munz Diana,82
- 8:34.94 Peirsol Hayley,85
- 8:39.91 Burke Rachel,83
- 8:41.42 Binder Adrienne,85
- 8:44.77 Kiel Alyssa,87
- 8:44.94 Kelly Kimberly,86
- 8:46.96 Chandler Ashley,84
- 8:47.28 Hentzen Morgan,84

1500 METRES FREESTYLE

- 16:11.88 Munz Diana,82
- 16:19.34 Binder Adrienne,85
- 16:33.74 Peirsol Hayley,85
- 16:35.82 Burke Rachel,83
- 16:35.86 Kiel Alyssa,87
- 16:39.01 Kelly Kimberly,86
- 16:48.85 Costella Lauren,85
- 16:54.15 Chandler Ashley,84

100 METRES BACKSTROKE

- 1:01.32 MacManus Diana,86
- 1:02.29 Cope Haley,79
- 1:03.62 Smith Marshi,83
- 1:03.71 White Brielle,83
- 1:04.09 Sturdy Rebecca,84
- 1:04.31 Silver Helen,84
- 1:04.36 Rogers Lauren,87
- 1:04.71 Bishop Brooke,86

200 METRES BACKSTROKE

- 2:11.80 MacManus Diana,86
- 2:15.94 Volcan Erin,83,VEN
- 2:16.44 Rogers Lauren,87
- 2:17.38 Berg Corey,84
- 2:17.55 Oberstar Lia,76
- 2:17.93 Hanson Pamela,78
- 2:18.58 Silver Helen,84
- 2:19.55 Chura Haley,85

100 METRES BREASTSTROKE

- 1:08.37 Quann Megan,84
- 1:10.14 Liu Erica,86
- 1:10.27 Rose Gabrielle,77
- 1:10.95 Sieper Erin,84
- 1:11.16 Bruce Caroline,86
- 1:11.75 Spann Alexandra,86
- 1:13.61 Davis Laura,84
- 1:14.50 Walker Allison,84

200 METRES BREASTSTROKE

- 2:27.42 Quann Megan,84
- 2:30.32 Spann Alexandra,86
- 2:32.96 Liu Erica,86
- 2:33.28 Bruce Caroline,86
- 2:34.52 Sieper Erin,84
- 2:36.79 Davis Laura,84
- 2:38.73 Ryan Christine,83
- 2:39.31 Hemmerle Tracey,84

100 METRES BUTTERFLY

- 1:00.84 Myers Whitney,84
- 1:00.89 Kirk Dana,84
- 1:01.49 Goodwin Bethany,80
- 1:01.64 Vollmer Dana,87
- 1:01.79 Blackman Candace,85
- 1:02.02 Davis Laura,84
- 1:02.19 Weiman Candace,83
- 1:02.33 Braun Katherine,85

200 METRES BUTTERFLY

- 2:12.92 Hill Mary,85
- 2:13.09 Kirk Dana,84
- 2:13.23 Myers Whitney,84
- 2:13.98 Bassi Noelle,83
- 2:14.72 Axtell Andrea,86
- 2:15.09 Boland Katherine,84
- 2:15.58 Szalil Silvia,75,GER
- 2:18.63 Hastrup Kristen,86

200 METRES IND. MEDLEY

- 1:21.59 Rose Gabrielle,77
- 2:18.30 Davis Laura,84
- 2:18.95 Quann Megan,84
- 2:19.03 Myers Whitney,84
- 2:20.47 Liu Erica,86
- 2:21.04 Bruce Caroline,86

- 2:21.09 Retrum Leah C.,85
- 2:21.90 Johnson Brittany,85

400 METRES IND. MEDLEY

- 4:44.65 Binder Adrienne,85
- 4:50.30 Peirsol Hayley,85
- 4:52.48 Costella Lauren,85
- 4:54.90 Boland Katherine,84
- 4:55.98 Forster Jennifer,88
- 4:57.21 Voyles Lindsay,85
- 4:59.01 Mackey Nicole,84
- 7:36.80 Stein Sarah A.,85

4X100 MEDLEY RELAY

- 14:14.16 Circle C Swim
- 14:15.66 Irvine Nova A
- 14:17.77 Titans
- 14:17.91 De Anza Cupertino
- 14:22.48 Terrapins
- 14:23.09 Irvine Nova B
- 14:23.28 Dallas Mustangs A
- 14:24.76 Dynamo Swim Club

4X100 FREE RELAY

- 3:49.76 Irvine Nova A
- 3:49.85 De Anza Cupertino
- 3:51.58 Dallas Mustangs A
- 3:52.80 Swim Atlanta
- 3:54.56 Pine Crest SC
- 3:54.95 Circle C Swim
- 3:55.33 Titans
- 3:56.78 Kansas City Blazers

4X200 FREE RELAY

- 8:23.07 Lake Erie A
- 8:26.34 Circle C Swim
- 8:27.45 Dallas Mustangs A
- 8:29.35 Industry Hills
- 8:31.08 Long Island AC
- 8:32.53 Swim Atlanta
- 8:32.88 Irvine Nova A
- 8:34.53 Kansas City Blazers

2002 AUSTRALIAN CHAMPIONSHIPS

Brisbane, Mar 18-23 (50 m)

MEN

50 METRES FREESTYLE

- 22.57 Callus Ashley,79,AUS
- 22.65 Hawke Brett,74,AUS
- 23.06 van Hazel Jonathan,78,AUS
- 23.07 Rickard Nathan,79,AUS
- 23.17 Mewing Andrew,81,AUS
- 23.22 English Jeffrey,78,AUS
- 23.32 Jenkins David,77,AUS
- 23.34 Pearson Todd,77,AUS

100 METRES FREESTYLE

- 48.98 Thorpe Ian,82,AUS
- 49.43 Callus Ashley,79,AUS
- 49.64 Pearson Todd,77,AUS
- 50.31 Hackett Grant,80,AUS
- 50.84 Jenkins David,77,AUS
- 50.98 McDonald Raymond,83,AUS
- 51.03 Dunne Leon,75,AUS
- 51.10 Matkovich Antony,77,AUS

200 METRES FREESTYLE

- 1:45.09 Thorpe Ian,82,AUS
- 1:46.67 Hackett Grant,80,AUS
- 1:49.89 Cram Jason,82,AUS
- 1:50.70 Dunne Leon,75,AUS
- 1:50.79 Matkovich Antony,77,AUS
- 1:52.11 Stevens Craig,80,AUS
- 1:52.47 McBean Leigh,83,AUS
- 1:52.48 Denner Benjamin,81,AUS

400 METRES FREESTYLE

- 3:40.54 Thorpe Ian,82,AUS
- 3:45.39 Hackett Grant,80,AUS
- 3:50.79 Stevens Craig,80,AUS
- 3:57.39 Cram Jason,82,AUS
- 3:58.02 Lysaught Daniel,85,AUS
- 3:59.27 Sprenger Nicholas,85,AUS
- 4:00.73 Lucas Adam,83,AUS
- 4:00.74 Nederpelt Travis,85,AUS

1500 METRES FREESTYLE

- 14:56.30 Hackett Grant,80,AUS
- 15:27.88 Stevens Craig,80,AUS
- 15:32.74 Kowalski Daniel,75,AUS
- 15:38.21 Nederpelt Travis,85,AUS
- 15:41.97 Cleland Grant,78,AUS
- 15:43.24 Lysaught Daniel,85,AUS
- 16:04.87 Ramsay Heath,81,AUS

50 METRES BACKSTROKE

- 25.71 Welsh Matt,76,AUS
- 26.08 Rolff Ethan,82,AUS
- 26.42 Van Der Zant Robert,75,AUS
- 26.54 McBean Leigh,83,AUS
- 26.66 Mannix Beau,80,AUS
- 26.69 Spicer Matthew,81,AUS
- 26.72 Huegill Geoff,79,AUS
- 26.89 Blackborrow Daniel,84,AUS

100 METRES BACKSTROKE

- 54.96 Welsh Matt,76,AUS
- 55.74 Thorpe Ian,82,AUS
- 56.13 Hass Raymond,77,AUS
- 56.19 Rolff Ethan,82,AUS
- 56.90 McBean Leigh,83,AUS
- 56.96 Spicer Matthew,81,AUS
- 57.82 Burns Andrew,82,AUS
- 57.99 Blackborrow Daniel,84,AUS

200 METRES BACKSTROKE

- 1:58.59 Hass Raymond,77,AUS
- 1:59.67 Welsh Matt,76,AUS
- 2:01.33 McBean Leigh,83,AUS
- 2:01.93 Burns Andrew,82,AUS
- 2:02.84 Rolff Ethan,82,AUS
- 2:02.85 Lucas Adam,83,AUS
- 2:02.91 Spicer Matthew,81,AUS
- 2:03.65 Bush Mark,83,AUS

50 METRES BREASTSTROKE

- 28.76 Piper Jim,81,AUS

- 28.92 Rickard Brenton,84,AUS
- 29.04 Rogers Phil,71,AUS
- 29.06 McBrien Steven,77,AUS
- 29.31 Riley Mark,82,AUS
- 29.39 McDonald Robert,81,AUS
- 29.43 Pendergast Samuel,84,AUS
- 1:39.00 Crook Nathan,79,AUS

100 METRES BREASTSTROKE

- 1:01.87 Piper Jim,81,AUS
- 1:02.45 Norris Justin,80,AUS
- 1:02.54 Harrison Regan,77,AUS
- 1:02.64 Rogers Phil,71,AUS
- 1:03.12 Cowley Simon,80,AUS
- 1:03.16 Rickard Brenton,84,AUS
- 1:03.35 McDonald Robert,81,AUS
- 1:03.56 McBrien Steven,77,AUS

200 METRES BREASTSTROKE

- 2:10.88 Piper Jim,81,AUS
- 2:13.69 Norris Justin,80,AUS
- 2:14.09 Harrison Regan,77,AUS
- 2:18.37 McDonald Robert,81,AUS
- 2:18.73 Trickett Luke,83,AUS
- 2:18.81 Church Jarrad,81,AUS
- 2:22.41 Rickard Brenton,84,AUS
- 2:22.46 O'Regan Kieren,85,AUS

50 METRES BUTTERFLY

- 23.58 Huegill Geoff,79,AUS
- 24.30 Pine Adam,76,AUS
- 24.48 Hawke Brett,74,AUS
- 24.80 Dodd Tim,84,AUS
- 24.96 Campbell Douglas,84,AUS
- 25.05 Gosper Richard,85,AUS
- 25.25 Sharp Robert,84,AUS
- 25.29 Cohen Jason,82,AUS

100 METRES BUTTERFLY

- 52.30 Huegill Geoff,79,AUS
- 52.03 Pine Adam,76,AUS
- 54.50 Fielding Shane,80,AUS
- 54.61 Dodd Tim,84,AUS
- 54.95 Ramsay Heath,81,AUS
- 55.18 Dunne Leon,75,AUS
- 55.49 Krogh Joshua,82,AUS
- 56.14 Cohen Jason,82,AUS

200 METRES BUTTERFLY

- 1:57.30 Norris Justin,80,AUS
- 1:57.53 Ramsay Heath,81,AUS
- 1:59.47 McGregor Grant,78,AUS
- 2:00.25 Shaw Greg,77,AUS
- 2:00.37 Hall Matthew,81,AUS
- 2:00.50 Krogh Joshua,82,AUS
- 2:01.10 Fielding Shane,80,AUS
- 2:04.24 Cohen Jason,82,AUS

RATING SUMMARY OF TOP PERFORMANCES

1)	1023	3:40.54	400 free M	Ian Thorpe,AUS
2)	1001	23.58	50 fly M	Geoff Huegill,AUS
3)	1000	2:10.88	200 breast M	Jim Piper,AUS
4)	993	1:46.67	200 free M	Grant Hackett,AUS
5)	987	1:07.90	100 breast W	Leisel Jones,AUS
6)	984	1:58.59	200 back M	Raymond Hass,AUS
7)	980	54.96	100 back M	Matt Welsh,AUS
8)	980	54.94	100 free W	Sarah Ryan,AUS
9)	978	53.03	100 fly M	Adam Pine,AUS
10)	976	1:57.30	200 fly M	Justin Norris,AUS

4	25.99	Hunt Cassie,82,AUS
5	26.01	Chellingworth Nichola,80,NZL
6	26.01	Lenton Lisbeth,85,AUS
7	26.10	Engelsman Michelle,79,AUS
8	26.17	Edington Sophie,85,AUS

100 METRES FREESTYLE

1	54.94	Ryan Sarah,77,AUS
2	55.33	Henry Jodie,83,AUS
3	55.98	Thomas Petria,75,AUS
4	56.03	Mills Alice,86,AUS
5	56.15	Graham Elka,81,AUS
6	56.18	Hunt Cassie,82,AUS
7	56.57	Creedy Rebecca,83,AUS
8	57.14	Mitchell Melissa,87,AUS

200 METRES FREESTYLE

1	1:59.77	Graham Elka,81,AUS
2	2:00.21	Thomas Petria,75,AUS
3	2:00.80	Rooney Giaan,82,AUS
4	2:01.42	Creedy Rebecca,83,AUS
5	2:01.89	Crawford Heidi,82,AUS
6	2:02.49	Smith Tammie,84,AUS
7	2:02.66	Gileau Kasey,82,AUS
8	2:02.69	Thomson Kirsten,83,AUS

400 METRES FREESTYLE

1	4:14.00	Graham Elka,81,AUS
2	4:14.10	Pascoe Amanda,85,AUS
3	4:16.95	Gileau Kasey,82,AUS
4	4:17.09	Smith Tammie,84,AUS
5	4:19.18	Crawford Heidi,82,AUS
6	4:20.79	Wilson Belinda,84,AUS
7	4:22.20	Murphy Briody,86,AUS
8	4:27.74	Oppedisano Marisa,84,AUS

800 METRES FREESTYLE

1	8:38.34	Pascoe Amanda,85,AUS
2	8:42.58	Reilly Jennifer,83,AUS
3	8:45.04	Smith Tammie,84,AUS
4	8:50.80	Murphy Briody,86,AUS
5	8:53.19	Wilson Belinda,84,AUS
6	8:55.36	Affleck Jessica,86,AUS
7	8:56.80	Ward Kristy,81,AUS
8	9:00.18	Ware Catherine,81,AUS

50 METRES BACKSTROKE

1	28.98	Calub Dyana,75,AUS
2	29.18	Rooney Giaan,82,AUS
3	29.59	Thomas Petria,75,AUS
4	29.65	Edington Sophie,85,AUS
5	29.79	Seah Nicole,86,AUS
6	29.95	Scott Angela,86,AUS
7	30.09	Adcock Frances,84,AUS
8	30.21	Nevell Belinda,83,AUS

100 METRES BACKSTROKE

1	1:02.18	Calub Dyana,75,AUS
2	1:02.40	Rooney Giaan,82,AUS
3	1:02.94	Adcock Frances,84,AUS
4	1:03.00	Stoney Clementine,82,AUS
5	1:03.62	Morgan Melissa,85,AUS
6	1:03.75	Leane Karina,85,AUS
7	1:03.84	Tucker Kelly,85,AUS
8	1:03.90	Edington Sophie,85,AUS

200 METRES BACKSTROKE

1	2:11.59	Stoney Clementine,82,AUS
2	2:13.84	Tucker Kelly,85,AUS
3	2:14.27	Morgan Melissa,85,AUS
4	2:15.58	Leane Karina,85,AUS
5	2:19.58	Paton Sarah-L,86,AUS
6	2:21.48	Zimmer Tayllah,85,AUS
7	2:22.12	Clarke Kara,85,AUS

50 METRES BREASTSTROKE

1	32.02	Jones Leisel,84,AUS
2	32.22	Kasoulis Sarah,84,AUS

3	32.27	White Tarnee,81,AUS
4	32.28	Hanson Brooke,78,AUS
5	32.79	Edminstone Jade,82,AUS
6	32.93	Rychvalsky Rebekah,82,AUS
7	33.37	Bigby Katharine,80,AUS
8	33.73	Connelly Sunshine,85,AUS

100 METRES BREASTSTROKE

1	1:07.90	Jones Leisel,85,AUS
2	1:09.18	White Tarnee,81,AUS
3	1:09.83	Hanson Brooke,78,AUS
4	1:10.00	Kasoulis Sarah,84,AUS
5	1:11.66	Rychvalsky Rebekah,82,AUS
6	1:11.75	Waite Kelli,85,AUS
7	1:12.30	Watt Abbey,85,AUS
8	1:12.60	Young Kate,84,AUS

200 METRES BREASTSTROKE

1	2:26.68	Jones Leisel,85,AUS
2	2:28.96	Waite Kelli,85,AUS
3	2:31.85	Hanson Brooke,78,AUS
4	2:33.05	Young Kate,84,AUS
5	2:33.20	Rychvalsky Rebekah,82,AUS
6	2:35.65	Lee Amanda,86,AUS
7	2:35.75	Kasoulis Sarah,84,AUS
8	2:36.39	Regan Katie,81,AUS

50 METRES BUTTERFLY

1	27.22	Thomas Petria,75,AUS
2	27.44	Irvine Nicole,82,AUS
3	27.55	Chellingworth Nichola,80,NZL
4	27.60	Guehrer Marieke,85,AUS
5	27.67	Lenton Lisbeth,85,AUS
6	27.77	McGuirk Shelley,81,AUS
7	27.82	Ham Julia,79,AUS
8	27.93	Webb Jordana,83,AUS

100 METRES BUTTERFLY

1	58.94	Thomas Petria,75,AUS
2	1:00.93	Coffee Rachel,83,AUS
3	1:01.03	Galvez Felicity,85,AUS
4	1:01.05	Ham Julia,79,AUS
5	1:01.29	Davenport Lara,83,AUS
6	1:01.43	Houghton Melanie,86,AUS
7	1:02.01	Crawford Heidi,82,AUS
8	1:02.57	Corkan Kate,83,AUS

200 METRES BUTTERFLY

1	2:09.52	Thomas Petria,75,AUS
2	2:12.65	Galvez Felicity,85,AUS
3	2:13.84	Crawford Heidi,82,AUS
4	2:14.58	Crossingham Charnelle,84,AUS
5	2:15.69	Davenport Lara,83,AUS
6	2:15.90	Coffee Rachel,83,AUS
7	2:16.40	MacKenzie Linda,84,AUS
8	2:18.74	Corkan Kate,83,AUS

400 METRES BUTTERFLY

1	2:15.29	Reilly Jennifer,83,AUS
2	2:16.96	Abbott Jessica,85,AUS
3	2:18.38	Mills Alice,86,AUS
4	2:18.49	Rodier Yvette,81,AUS
5	2:19.15	McMahon Megan,82,AUS
6	2:20.32	Leane Karina,85,AUS
7	2:20.67	Munz Lori,79,AUS
8	2:20.77	Bartlett Georgina,82,AUS

400 METRES IND. MEDLEY

1	4:46.20	Reilly Jennifer,83,AUS
2	4:49.34	Rodier Yvette,81,AUS
3	4:51.06	Abbott Jessica,85,AUS
4	4:52.42	McMahon Megan,82,AUS
5	4:52.69	Leane Tamara,83,AUS
6	4:56.16	Leane Karina,85,AUS
7	4:58.44	Searston Rachel,88,AUS
8	4:58.96	Hunt Karen,81,AUS

50 METRES FREESTYLE

1	50.20	Kidd Matthew,79,ENG
2	50.50	Covens Chris,82,ENG
3	50.56	Ruckwood Adam,74,ENG
4	50.70	Howard Anthony,79,ENG
5	50.79	Belk Paul,77
6	50.98	Scotcher Alex,80
7	51.00	Salter James,76,ENG
8	51.08	Chappels Seth,82

200 METRES FREESTYLE

1	1:49.26	Salter James,76,ENG
2	1:50.80	Carry David,81,SCO
3	1:50.88	Faulkner Adam,81,ENG

4	1:50.92	Parry Stephen,77,ENG
5	1:51.05	Palmer Paul,76
6	1:51.63	Smith Graeme,74,SCO
7	1:51.99	Hay Bradley,82
8	1:52.13	Mellor Steven,72

400 METRES FREESTYLE

1	3:50.64	Smith Graeme,76,SCO
2	3:51.71	Salter James,76,ENG
3	3:54.18	Faulkner Adam,81,ENG
4	3:55.99	Davies David,80
5	3:56.09	Trees Stuart,81,ENG
6	3:56.60	Jameson Andrew,81,SCO
7	4:00.15	Bircher Alan,82
8	4:03.59	Webster Paul,83

1500 METRES FREESTYLE

1	15:14.34	Smith Graeme,76,SCO
2	15:19.64	Faulkner Adam,81,ENG
3	15:38.18	Jameson Andrew,81,SCO
4	15:40.42	Trees Stuart,81,ENG
5	15:44.39	Orphanides Gregory,78
6	15:45.34	Militis Simon,77,ENG
7	16:00.04	Grosvenor Carl,85
8	16:06.76	Herbert Thomas,85

50 METRES BACKSTROKE

1	26.38	Ruckwood Adam,74,ENG
2	26.38	Harris Martin,69,ENG
3	26.51	Tait Gregor,80,SCO
4	26.60	Burnett Simon,82,ENG
5	26.88	Clay Matthew,82
6	26.89	Scotcher Alex,80
7	26.98	Goddard James,83,WAL
8	27.44	Morgan Owen,84,WAL

100 METRES BACKSTROKE

1	55.98	Tait Gregor,80,SCO
2	56.33	Ruckwood Adam,74,ENG
3	56.80	Burnett Simon,82,ENG
4	57.20	Harris Martin,69,ENG
5	58.41	Barter Kevin,79
6	58.51	Oxford Norman,83
7	58.88	Smith Dan,78
8	59.24	Tancock Liam,85

200 METRES BACKSTROKE

1	2:00.02	Tait Gregor,80,SCO
2	2:00.59	Militis Simon,77,ENG
3	2:00.69	Goddard James,83,ENG
4	2:04.37	Hughes Ross,83
5	2:04.74	Smith Dan,78
6	2:05.71	O'Brien David,82
7	2:08.21	Tancock Liam,85
8	2:08.65	Warcup Lee,81

50 METRES BREASTSTROKE

1	27.64	Mew Darren,79,ENG
2	27.69	Gibson James,79,ENG
3	28.38	Whitehead Adam,79,ENG
4	28.81	Brettell Gavin,76
5	28.98	Whitehead Mark,82
6	29.02	Cook Chris,79
7	29.54	Tidey Chris,83
8	30.40	Blythin Simon,82

100 METRES BREASTSTROKE

1	1:00.69	Gibson James,79,ENG
2	1:01.14	Mew Darren,79,ENG
3	1:01.72	Whitehead Adam,79,ENG
4	1:02.35	Cook Chris,79
5	1:02.41	Bree Andrew,81,IRL
6	1:03.84	Edmond Ian,78,SCO
7	1:04.57	Williamson Michael,81,IRL
8	1:06.79	Tidey Chris,83

200 METRES BREASTSTROKE

1	2:14.23	Edmond Ian,78,SCO
2	2:15.03	Francis Robin,82,ENG
3	2:16.15	Whitehead Adam,79,ENG
4	2:16.75	Bree Andrew,81,IRL
5	2:17.86	Turner Adrian,77,ENG
6	2:18.12	Williamson Michael,81,IRL
7	2:18.76	Mew Darren,79,ENG
8	2:24.99	Tidey Chris,83

50 METRES BUTTERFLY

1	23.88	Foster Mark,70,ENG
2	24.72	Hickman James,76,ENG
3	24.87	Black Cameron,77
4	25.17	Bennett David,81,ENG
5	25.44	Chappels Seth,82
6	25.51	Greenwood Robert,78
7	25.69	Birds Jeremy,78
8	1:39.00	Tancock Ryan,83

100 METRES BUTTERFLY

1	53.41	Hickman James,76,ENG
2	54.09	Cooper Todd,83,SCO
3	54.74	Parry Stephen,77,ENG
4	54.74	Bennett David,81,ENG
5	55.45	Greenwood Robert,78
6	56.40	Tancock Ryan,83
7	56.42	Cox David,78
8	57.05	Mellor Steven,72

200 METRES BUTTERFLY

1	1:57.64	Parry Stephen,77,ENG
2	1:58.21	Hickman James,76,ENG
3	2:00.92	Cooper Todd,83,SCO

4	2:02.61	Greenwood Robert,78
5	2:03.22	Wigg Darren,80
6	2:03.43	Jones Chris,78
7	2:03.46	Lewis Mark,83
8	2:03.71	Tancock Ryan,83

200 METRES IND. MEDLEY

1	2:03.05	Francis Robin,82,ENG
2	2:03.52	Turner Adrian,76,ENG
3	2:04.46	Carry David,81,SCO
4	2:04.68	Goddard James,83,ENG
5	2:04.77	Cole Michael,78,SCO
6	2:04.86	Bree Andrew,81,IRL
7	2:08.89	Wigg Darren,80
8	2:09.21	Davies David,80

400 METRES IND. MEDLEY

1	4:21.27	Francis Robin,82,ENG
2	4:22.96	Militis Simon,77,ENG
3	4:23.29	Turner Adrian,76,ENG
4	4:25.94	Carry David,81,SCO
5	4:27.15	Wigg Darren,80
6	4:28.03	Cole Michael,78,SCO
7	4:28.56	Goddard James,83,ENG
8	4:31.69	Oliver Craig,83

WOMEN

50 METRES FREESTYLE

1	25.10	Sheppard Allison,72,SCO
2	25.73	Brett Rosalind,78,ENG
3	25.91	Marshall Melanie,82,ENG
4	26.06	Whewell Sarah,80,ENG
5	26.14	Pickering Karen,71,ENG
6	26.14	Douglas Julie,80,IRL

PETRIA THOMAS AND IAN THORPE TO LEAD AUSTRALIANS TO COMMONWEALTH GLORY

Paul Quinlan

BRISBANE—World champions Grant Hackett, Geoff Huegill, Ian Thorpe, Matt Welsh, Petria Thomas, and Giaan Rooney, and nine rookies will spearhead the Australian Swimming Team to the Commonwealth Games in Manchester in July, following six exciting days of swimming (Mar 18-23) at the Telstra Australian Swimming Championships.

The team of 41 is made up of 20 men and 21 women, and includes 18 swimmers from Queensland, 15 from NSW, 4 from Victoria, 3 from Western Australia, and 1 from South Australia.

Four swimmers have been selected to their third Commonwealth Games team: Petria Thomas, Sarah Ryan, Rob Van Der Zant, and Adam Pine.

There are also 12 swimmers who competed in the 1998 Games in Kuala Lumpur: Ashley Callus, Grant Hackett, Ian Thorpe, Geoff Huegill, Adam Pine, Rob Van Der Zant, Rebecca Creedy, Sarah Ryan, Giaan Rooney, Dyana Calub, Jennifer Reilly, and Petria Thomas; and five survivors from the 1994 team: Pine, Van Der Zant, Ryan, Thomas, and Brooke Hanson.

That leaves nine swimmers making their first major Australian long course team: Jason Cram, Leigh McBean, Ethan Rolff, Jessica Abbot, Nicole Irving, Sarah Kasoulis, Alice Mills, Tammie Smith, and Kelli Waite.

In the words of Australian Swimming National High Performance Director Greg Hodge, "I wouldn't say it is a changing of the guard. It is more like an addition to the old guard. We do have some great new talented kids coming into the squad, but we still have a very solid base of proven performers. We still have Ian Thorpe, Petria Thomas, Grant Hackett, and Matt Welsh. They are not only highly ranked swimmers, world champions in fact, but they are good leaders, and they will set a good example for the younger athletes coming through. What we have in this team is a tremendous blend of youth and experience, and one which will make sure we can continue the traditions that this team has set in recent years."

The Australian Swimming Team also includes four Elite Athletes with a Disability, who will compete alongside the Telstra Dolphins swim team for the first time.

Men's Highlights

The big winners were Ian Thorpe, Jim Piper, and

Justin Norris. Ian Thorpe's wins in the 100, 200, and 400 free, and a second in the 100 back give him a potential seven medals at the Commonwealths. Jim Piper won all three breaststrokes, with his 200 time of 2:10.88 a new Commonwealth record. Justin Norris won the 200 fly, and the 200 and 400 IMs, with seconds in the 100 and 200 breaststroke, and is set to reap the biggest individual medal haul with a probable five at Commonwealths.

In the men's 100 free, Ashley Callus broke from the field at 25 m and set the pace through the 50, turning in 23.56, followed by Todd Pearson, 24.01, and then Ian Thorpe, half a second behind the leader in 24.08.

Callus was swimming well and led all to the 75-m mark, with the first strong challenge coming from Pearson. Thorpe was not to be denied and turned on his booster apparatus. In a measured and well-timed charge, he overpowered both Callus and Pearson. Callus swam a great race and was in front until eight or nine metres from the wall. A disappointed Ashley Callus said, "I've fallen short again, but I'm not going to quit till I get it (the 100 m title). I've got to work on my last 10 metres."

Last year Ian Thorpe joined Jon Konrads as the only male to sweep the 100, 200, and 400 freestyle titles at the one national championships. Thorpe has repeated that feat and becomes the only Australian men's champion to hold the three titles for two consecutive years.

Ian Thorpe scored another victory, this time in the 200 free with 1:45.09. The swim gave him eight of the 10 fastest-ever performances in the distance. The other two performances (5th and 6th) are by Pieter van den Hoogenband, NED, the Olympic champion.

Grant Hackett, in second with 1:46.67, was half a second off his best. Newcomer Jason Cram, who trains with Thorpe and coach Doug Frost, gets his chance to move into the national 4 x 200 free relay team as well as an individual 200 in Manchester, following his third-place finish in 1:49.89. Fourth spot on the relay team will go to Leone Dunne whose fourth-place time was 1:50.70.

Comparative splits

Thorpe in 2001	0:24.81	0:51.45	1:18.26	1:44.06
Thorpe in 2002	0:25.08	0:52.09	1:18.99	1:45.09

In the 400 free, Thorpe set the Australian swimming scene alight yet again with a near-world-record time of 3:40.54 in his first top-level meet of the year. Thorpe demoralized Grant Hackett, the world

1500 record holder, when he kicked at 280 metres to move ahead with ease and go under WR pace at the 300 metres.

The champion said, "I was a little disappointed [in the time]. I thought I would have gone a little better. It was the toughest I have swum in the last two years."

Hackett was very disappointed: "I tried to go with him when he took off, but I just couldn't do it. I don't know, maybe there was something wrong with my preparation." His time was 3:45.39.

A comparison:

Thorpe in 2001	0:53.81	1:50.44	2:46.39	3:40.17
Thorpe in 2002	0:54.40	1:50.95	2:46.01	3:40.54

It is interesting to note that both swims were negative split. Thorpe now holds the first seven of the 10 all-time best performances in the 400 free.

In the 50 back, Matt Welsh, stretching the underwater rule to the limit, was first with 25.71. Making a great race of it, Ethan Rolff was second with 26.08 and veteran Rob van der Zant was third with 26.42.

After being relegated to second place in the 200 back, Matt Welsh was not to be caught napping in the 100 event. He dominated the first lap and worked the underwater kicking to maximum advantage, coming off the wall to surface a body length in front. In the dash to the wall, the question was Would Ian Thorpe's freestyle finishes translate into backstroke? Thorpe kept the pressure up but fell short at the finish. Not quite enough to topple Welsh 54.96, Thorpe's time was 55.74, ahead of Ray Hass, the 200 winner.

Ray Hass upset national champion and Commonwealth record holder Matt Welsh in the 200 back. Hass led all the way to win in 1:58.59. Matt Welsh was two seconds outside his best with 1:59.67, taking silver ahead of promising Miami swimmer Leigh McBean, third with 2:01.33.

Jim Piper, with 28.76, took the 50 breaststroke gold and finished the meet with a clean sweep. His winning time of 1:01.87 in the 100 breast was the fastest winning time for this championship event since Phil Rogers in 1995. Rogers finished fourth in this year's final. Second and third places went to Justin Norris, 1:02.45, and Regan Harrison, 1:02.54. Piper won the 200 breaststroke in 2:10.88, a Commonwealth record (and the sixth fastest of all time).

In the final of the 50 fly, sprint freestyler Brett Hawke threw out a challenge to the established flyers Geoff Huegill and Adam Pine for the first 15 metres. However, world record holder Huegill was not shaken from his determination to swim the perfect race. Maintaining stroke length and stroke rate, Huegill finished strongly in the last 25 to out-sprint his rivals with 23.58. Pine took silver with 24.30 ahead of Hawke with 24.48.

In the 100 fly, Huegill was ahead of world-record pace on his 50 split of 24.17, a full body length in front of Adam Pine. It was no contest in the absence of Michael Klim, who is recovering from surgery on his back. Huegill stamped his name on the gold with a solid time of 52.30. Adam Pine was the silver medallist with 53.03. Further back and with an anxious wait for selection was Shane Fielding with 54.50.

In the 200 butterfly, Justin Norris, the 21-year-old colourful character on the national team and a bronze medallist in this event at the 2000 Olympics, led all the way. He held off a late run from Heath Ramsay in the last 50 to win with 1:57.30. Ramsay swam 1:57.53 and landed a berth for Manchester. Grant McGregor was the bronze medallist with 1:59.47.

In the 200 IM, Justin Norris led in butterfly, 26.66, from Rob van der Zant 26.93. Van der Zant then put in a very strong backstroke lap and maintained his lead well into the breaststroke leg. Norris, with strong breaststroke technique and stamina from his gold medal events (200 butterfly and 400 IM), resumed the lead and went on to win with 2:02.10 over a determined van der Zant with 2:02.10. The bronze medal went to Grant McGregor with 2:03.59.

Trent Steed was in the lead for the first three strokes in the 400 IM and was not challenged until well into the first 50 of the freestyle leg. Justin Norris, winner of the 200 butterfly earlier in the meet, judged his race perfectly to win with an easy 4:20.24, but four seconds off his best. Grant McGregor, the title holder, was second with 4:21.45, with Steed close for the bronze with 4:22.44. Only Norris and McGregor earned selection.

Women's highlights

Petria Thomas set herself up as potentially winning eight medals (five individual and three relays) at Commonwealths. Leisel Jones swept the three breaststroke races.

The women's 50 freestyle got off to a great start with the exception of 15-year-old Alice Mills. It appeared that she had no chance to reach the podium. Sarah Ryan was the leader and went on to take the title with 25.80 from Jodie Henry with 25.81. Mills, having put in a great second half, finished third with 25.97.

In the 100 free, women's national team captain Sarah Ryan showed renewed enthusiasm and strength, leading her younger opponents through the first 50 turn in 26.50, ahead of Alice Mills, who split 26.89, and Jodie Henry, who split 27.28. Ryan moved ahead coming out of the turn and held off a strong challenge by Petria Thomas, who had completed a butterfly semi in 59.97 two races earlier. Ryan's time of 54.94 was her best ever, with Jodie Henry second with 55.33. Thomas was third with 55.98.

In the 200 free, flyer Petria Thomas led through



Petria Thomas has a chance at eight Commonwealth medals

Sport The Library

the first 50 with sprinter Rebecca Creedy at her shoulder. As the pace settled down, the long-stroking Elka Graham took the lead and had little trouble winning in 1:59.77. Thomas was second with 2:00.21 and Giaan Rooney was third with 2:00.80. Rebecca Creedy was fourth with 2:01.42.

In the 400 free, Elka Graham was the early pacesetter, leading the field for 150+ metres. The 800 winner, Amanda Pascoe, moved into the lead until she was gradually overtaken by a well-judged finish from Elka Graham. Graham's time of 4:14.00 was just one-tenth of a second ahead of Pascoe. Kasey Giteau, who had challenged earlier in the race, dropped back to third, finishing with 4:16.95.

In the 800 free, Australia strives to return to the glory days of Tracy Wickham, Michelle Ford, Julie McDonald, and Hayley Lewis. This sign was seen in the Chandler Pool: "Wanted 12-year-old Australian girls who are prepared to do the kilometres and race the world in distance freestyle."

The search continues. Amanda Pascoe split the half mark in 4:15.51, but unable to come back faster, finished with 8:38.04. Jennifer Reilly, winner of both IMs, was second with 8:42.58. The times were a long way back from the Australian record of 8:22.93 set by Julie McDonald in 1988.

In the 50 backstroke, Dyana Calub needed a blistering finish to win her second backstroke event at these championships, having won the 100 on the third day. Giaan Rooney was narrowly beaten, finishing with 29.18, ahead of Petria Thomas, in third with 29.59.

In the 100 backstroke, Diana Calub stayed underwater the full 15 metres to work her dolphin kick and surfaced ahead of the field. She turned in 30.35, ahead of Giaan Rooney in 30.55. All three swimmers maintained their positions in the race for places on the team for Manchester. Calub's winning

time was 1:02.18, with Rooney second with 1:02.74.

Clementine Stoney was a resounding winner of the 200 backstroke in 2:11.59 to win her second consecutive Australian title, over Kelly Tucker, 2:13.84, and Melissa Morgan, 2:14.27.

In the 50 breaststroke, Leisel Jones with 32.02 showed improved skill in her race start and was with the leaders as they surfaced. She held off a strong challenge from newcomer to the national senior ranks, 17-year-old Sarah Kasoulis, in second with 32.22.

Winning the 100 breaststroke gave Leisel Jones a sweep, the first female to do this since Samantha Riley in 1992. Jones clocked 1:07.90 to win by more than a second over her fast-finishing training partner Tarnee White, 1:09.18, and Brooke Hanson, 1:09.83.

In the 200 breast, Leisel Jones showed that her coach, Ken Wood, has fixed her slow starting problem. Leisel led from the gun with a new long, strong, and flat style. She looked untroubled in going through in 1:10.90, and went within a second of her best with 2:26.68. Only Samantha Riley and Rebecca Brown have faster Australian times. Second place went to another 16-year-old Queenslander, Kellie Waite, with 2:28.96, head of Brooke Hanson with 2:31.85.

Petria Thomas was too fast for the opposition in the 50 fly and led all the way to win in 27.22, ahead of an improving 19-year-old Nicole Irving with 27.44. It is the fifth win in the event for the long-time national team member.

Petria Thomas added the 100 butterfly gold medal to her ever-increasing medal haul. Petria's winning time was 58.94. Rachel Coffee was second with 1:00.3 (1:00.59 in the semis) but was not selected for Manchester.

Jennifer Reilly won the 200 IM in 2:15.29. The 18-year-old has been a national team member since 1998.

Jessica Abbott was second with 2:16.96 and Alice Mills third with 2:18.38.

Reilly added the 400 IM with 4:46.20 on the final day of the six-day championships.

COMMONWEALTH RECORDS FOR JAMES GIBSON AND ALISON SHEPPARD

Anita Lonsbrough

England nominated 47 swimmers—20 men, 22 women, and 5 SWAD—to represent England at this summer's Commonwealth Games, which are to be held at the Manchester Aquatic Centre in July.

Three of the swimmers who were successful in 1998 are Katy Sexton in 200 backstroke, James Hickman in 200 butterfly, and Mark Foster in 50 freestyle. Foster also won in 1994, so will be bidding for a hat trick of titles in his own country. Also included are three swimmers who found gold at the 1994 Commonwealth Games in Victoria. They are Karen Pickering in 100 freestyle, Martin Harris in 100 backstroke, and Adam Ruckwood in 200 backstroke. Harris, at 32, is the oldest member of the nominations; the youngest is 15-year-old Kate Haywood.

Head coach Ian Turner said, "The team's aim is to win more medals than they did in Kuala Lumpur and beat the Canadians."

Scotland nominated 15 swimmers—8 men and 7 women—for this year's Commonwealth Games, which could turn out to be their best for several games. Heading the squad is Alison Sheppard, silver medallist in the 50 freestyle in Kuala Lumpur four year' ago. Sheppard, 29, lives in Canada where she is coached by her husband, Gary Vandermeulen. She will start as the clear favourite for the 50, having lowered the Commonwealth record for this event on several occasions to 24.96 during the semis.

British records were established during the six-day competition as follows: James Gibson, ENG, in the men's 50 breast with 27.51 and twice in the 100 breast to 1:00.69.

Alison Sheppard, SCO, in the 50 free with 24.96; Sarah Price, ENG, in the 50 back with 29.26; Zoe Baker, ENG, in the 50 breast with 31.04; and Georgina Lee, ENG, in the 100 fly with 1:00.29.

Men's highlights

Mark Foster made a successful defence of his 50 freestyle crown on the final day of competition with 22.51. Matthew Kidd, 22, placed second with 22.77.

Matthew Kidd won the race for the top spot in the 100 freestyle. His winning time of 50.20 was 41/100ths off the British record he set at last year's World Student Games.

Jamie Salter won the 200 freestyle in 1:49.26. The 4 x 200 freestyle relay has in the past few years been

one of Britain's strong events. But the top four English swimmers' times added together failed to achieve the qualifying time for the games.

Graeme Smith, who bounced back to form with silver and bronze medals at last summer's World Championships, took another step forward with a Scottish record in the 400 freestyle. His winning time of 3:50.64 was 0.9 seconds faster than his previous best. Smith then added the final event of the championships, the 1500 freestyle. He finished with 15:19.64, five seconds ahead of Adam Faulkner, the Nottingham-based swimmer who denied Smith a place in this event for the Sydney Olympics.

Adam Ruckwood and Martin Harris were joint winners of the 50 backstroke in 26.38, 33/100ths off the Commonwealth qualifying time. For Harris it was a successful comeback after being out of the sport for nearly two years. He had spent six weeks training in New Zealand with Kim Swanwick, coach of Zoe Baker, in his attempt for Commonwealth selection

Gregor Tait won the 100 backstroke in 55.98, with Adam Ruckwood second in 56.33. Tait added the 200 back title. He took the lead on the last length to finish with 2:00.02. He will represent Scotland. Simon Militis, with his usual late burst, snatched the runner-up spot in 2:00.59, with James Goddard a further tenth behind in 2:00.69. All three produced personal best times.

After establishing a European and Commonwealth records of 27.51 in the semi-final of the 50 breaststroke, all eyes were focused on James Gibson. But over the final five metres, it was Darren Mew who found that little extra to take the top spot in 27.64, with Gibson 5/100ths behind. Mew claimed, "Head to head is not easy. I'm quite disappointed. I wanted to beat the world record. There was so much pressure on me and Jamie."

Gibson said, "I'm not very happy with that either. I've got to go faster."

James Gibson stormed to a Commonwealth record in winning the 100 breaststroke in 1:00.69, slicing 26/100ths off the record established the previous month by Canada's Morgan Knabe. Gibson, 22, turned in 28.41, a world record pace. He maintained this to finish ahead of Darren Mew, who swam 1:01.14. In third place was Adam Whitehead, who also recorded a Commonwealth qualifying time with 1:01.72.

Afterwards, Gibson said "I've been swimming superbly in training. I've been trying to perfect my

stroke, and everything. Getting to the Commonwealth Games will fulfill a lifetime's ambition."

There was no stopping the big man of British swimming, Mark Foster, in the 50 butterfly. His winning time of 23.88 was almost a second ahead of James Hickman, who swam a personal best of 24.72.

James Hickman found it third time lucky as he swept to victory in the 100 butterfly. His time of 53.41 put him ahead of Scotland's Todd Cooper with 54.09. Third place went to Steve Parry (winner of the 200) tied with David Bennett at 54.74.

The clash between James Hickman and Steve Parry lived up to expectations. Hickman, fresh from his success at the World Short Course Championships (where he won his fourth consecutive SC 200 fly), set the early pace with Parry on his shoulders. Parry closed in on the third 50 and made his winning move on the last lap. Hickman could not respond, with Parry winning with 1:57.64 and Hickman second with 1:58.21.

Afterwards, Parry said "It was a great race, back and forth. It was fantastic to beat James," adding "I'm really looking forward to racing against the Aussies. I would like to think that the home advantage will help me get a medal at the Commonwealth Games."

Robin Francis won the 200 individual medley in 2:03.05. He took the lead on the breaststroke leg with Adrian Turner closing in on the freestyle leg, but Francis had enough in hand to give him the top spot.

Francis missed the Commonwealth qualifying time by 6/100ths. Afterwards he said, "I hope I will be able to go to the Commonwealth Games," adding "The turn on the breaststroke leg is where I've got to do it. When I turned for the freestyle leg, I knew I had to go for it, so I started flinging my arms around."

Robin Francis used his strong breaststroke leg to move him into the lead in the 400 IM. Once ahead, he was not going to be caught. Simon Militis, the defending champion, and Adrian Turner closed down on a tiring Francis on the final length but the 19-year-old had enough to win in 4:21.27, with Militis second in 4:22.96.

Francis admitted afterwards "I was a bit disappointed with the time. The race itself didn't feel that hard. I expected to be a lot faster, so I was surprised. But I won the race."

Women's highlights

Alison Sheppard, the Scottish swimmer now based in Canada, sped to victory in the 50 freestyle but her time of 25.10 was just shy of the British and Commonwealth record of 24.96 set in the semi-final the previous evening. In second and third places were Roz Brett and Melanie Marshall, winner of the 100 free earlier in the week.

Sheppard admitted, "I just wanted to win, more than anything else. I've swum 18 races in 12, so now I'm wanting a rest. It was a hard swim."

Melanie Marshall won the 100 freestyle in 55.78, a mere 1/100th ahead of the 1994 Commonwealth champion Karen Pickering. Marshall, fifth at the turn, stormed down the second leg to win her first national title. In third place was Karen Legg with 55.99.

Marshall admitted "That was a couple of tenths shy of my personal best. Going to Loughborough University is great and has helped me out a lot. Obviously it has been in my mind to win here and I had to think about key areas to win. It is a great performance coming from lane six."

Karen Pickering won the 200 freestyle in 1:59.94. The surprise non-qualifier for the final was the British record holder Nicola Jackson. Karen Legg, a member of Britain's gold-medal-winning 4 x 200 freestyle relay at last summer's World Championships, set the pace, but it was the veteran Pickering who timed her move to perfection to take victory.

The 30-year-old Pickering said afterwards, "It was close to my personal best. I'm so pleased to be under two minutes, but a bit slower than I wanted to be," adding "I swam my own race and my weapon was my final speed."

Rebecca Cooke successfully defended her 800 freestyle title with a run-away victory. Her time of 8:35.75 was nearly eight seconds ahead of Nathalie Brown. Brown's time of 8:43.42 was a personal best. Cooke admitted "I'd like to have gone a bit faster. I wanted a personal best but that wasn't to be. Hopefully I'll get a personal best in the 400 freestyle." The next day, 18-year-old Cooke produced a personal best 4:13.27 to win the 400 free.

Sarah Price won the 50 back to make a clean sweep of the backstroke races. Her time of 29.35 was just 9/100ths off the British mark she established the previous evening in the semi-finals.

Price was inside her Commonwealth pace at the halfway stage of her 100 backstroke. But with no serious opposition, the pace slipped away over the second half. Her time of 1:01.61 was slower than her semi-final time. World bronze medallist for the 200 back, Joanne Fergus, clinched the runner-up spot in 1:02.46, with the reigning Commonwealth 200 back champion, Katy Sexton, third.

Price lowered her British record for the 200



Alison Sheppard, who swam 24.96 for 50 free during the semis, will be favoured for Commonwealth gold Marco Chiesa

backstroke on day five of the British Championships. For the first three lengths, the 22-year-old was ahead of the pace for a Commonwealth record. But with no opposition, the Commonwealth record slipped from her grasp. Her time of 2:10.78 shaved 13/100th off the British record she established last December. Afterwards she admitted, "I feel really positive. Reese (her coach) sets such a hard program. I thought I could go under 2:10.0 but I'm still learning how to swim this event."

Zoe Baker was disappointed in the final of the 50 breaststroke with her time of 31.33, slower than she had been aiming for. In the semi-final the previous evening, she lowered her own European record to 31.04. The 26-year-old, who is based in New Zealand, admitted "I got a bit excited in the final metres and that cost me a good time." But she is confident that the record will be hers before long and that her preparation had been disrupted due to a spider bite.

The women's 100 breaststroke saw two records fall. Kirsty Balfour lowered her own Scottish mark when she won with 1:10.14. In third place was Kate Haywood, whose time of 1:10.29 shaved 9/100ths off the British junior record she established last year. Sandwiched in between was Heidi Earp, who finished 5/100ths behind. A delighted Balfour said afterwards, "I was just going for a win. I didn't expect to get the record." It was a welcome return to form for 15-year-old Haywood. Having been out of action almost three months, she has been back in training for just seven weeks.

In the 200 breaststroke, Jaime King was under pressure all the way, first from Kirsty Balfour, the Scottish competitor, and then in the closing metres by Heidi Earp. But the veteran of three Olympic Games proved too strong, winning with 2:29.52. Earp was second with 2:29.89 and Balfour third with 2:30.81.

King was "not pleased with the time. I've qualified

for the team and I came out here to do the job. It was hurting in the last 100."

Rosalind Brett, the 23-year-old who won silver as a member of Britain's 4 x 100 freestyle relay at last summer's World Championships, won the 50 fly in 27.25. She finished ahead of her Loughborough teammate Julie Douglas with 27.99. Brett was 11/100ths outside the English record she recorded in the semi-finals with 27.14.

Georgina Lee established her second British record in as many days by successfully defending her 100 butterfly crown with 1:00.29. Nicola Jackson, trying to wipe away the disappointment of failing to make the 200 freestyle final, set the pace down the first length. Jackson turned in 28.61, ahead of Lee. But the British record holder was soon ahead, chasing after that sub-one-minute swim. Lee shaved 6/100ths off the record she established just 24-hours earlier. Jackson slipped back to fourth, behind Margaretha Pedder, second with 1:01.46, and Caroline Smart, third with 1:01.66.

Georgina Lee was chasing her second title and British record in the 200 butterfly, but the American-based competitor narrowly failed to lower her best, winning in 2:10.59. On record pace for three of the four lengths, Lee said "That was a hard race. I'm not pleased with the time, though I'm not disappointed. All in all I'm pleased with the week. I felt I tied up a little on the last length, so it needs tweaking a bit more in training so I'm perfect for the Games."

Kathryn Evans hung on to her British 200 IM title by just 22/100ths, touching home in 2:17.35. The 20-year-old held a comfortable lead at the half-way point. On the breaststroke leg, Joanne Mullins closed to within a second and made a brave bid for victory on the final freestyle leg, producing a personal best of 2:17.57.

Holly Fox won the 400 IM in 4:50.34, with Rebecca Cooke second in 4:52.44.

MAKING WAVES®



Natalie Chan, 12
 Club: UBC Dolphins
 Coach: Brad Dingey
 Specialty: Freestyle
 1ST ranked for SCM02 TAG in the 100 -200-400-800 free, 200-400 IM
Best Times

	SCM01	SCM02
100 freestyle	1:01.76	59.97
200 freestyle	2:13.21	2:07.01
400 freestyle	4:39.76	4:24.68
800 freestyle	9:32.11	9:06.42
400 ind.medley	5:16.76	5:08.64



Jennifer Self, 12
 Club: UBC Dolphins
 Coach: Brad Dingey
 Specialty: Freestyle and backstroke
 2nd ranked for SCM02 TAG in the 100-200 back, 5h for the 400-800 free.
Best Times

	SCM01	SCM02
400 freestyle	4:22.66	4:40.05
800 freestyle	10:41.90	9:38.20
100 backstroke	1:13.13	1:08.30
200 backstroke	2:31.11	2:26.15



Evan Jones, 15
 Club: UBC Dolphins
 Coach: Tyler Levell
 Specialty: Freestyle
 2nd ranked for SCM02 TAG in the 200 free, 4th in the 400-1500 free
Best Times

	SCM01	SCM02
100 freestyle	54.99	54.73
200 freestyle		1:56.33
400 freestyle		4:06.13
1500 freestyle		16:22.34



Elisha O'Connor, 12
 Club: North Bay Thunderbirds
 Coach: Pierre Simard
 Specialty: Breas, fly, ind.medley
 2nd ranked for SCM02 TAG in the 100 breast, 3rd in the 200 and 4th in the 100.
Best Times

	SCM01	SCM02
100 breaststroke		1:15.93
100 butterfly		1:09.00
200 butterfly		2:30.23
200 ind.medley		2:28.56
400 ind.medley		5:13.18



Myriam Plante, 12
 Club: Charlesbourg EXCEL
 Coach: Martin Cleroult
 Specialty:
 3rd ranked for SCM02 TAG in the 100 innd.medley
Best Times

	SCM01	SCM02
50 freestyle		29.16
100 freestyle	1:05.13	
100 ind.medley		1:12.83

It's Fast, Easy & FREE

What is SwimMail?

SwimMail is a free internet e-mail account that allows you—swimmers, coaches, officials, parents, and fans—to access your e-mail from any computer in the world with a browser. All you need to do is Sign up and Login. This means while you are at school, at work, at the local public library, or while traveling to swim meets, you'll be able to check your e-mail! SwimMail gives you one central place to store and read all your messages. Your account will have the same messages in it no matter where you check it. And, since your e-mail address looks like: yourusername@SwimMail.com, people can instantly tell you are a swimmer.

SwimMail is Private, Personal & Permanent

Your SwimMail account is accessible only by your secret password, which can be changed as often as you like. It's personal. You can give your account any name you like and because we're not as big as similar services like "Hotmail" you are more likely to get the username you really want, without giving up any of the services. You can change schools, colleges, teams, programs, jobs, or ISPs without having to change your email address. You can move or travel without having to inform your friends of your new e-mail address. Your SwimMail account will stay the same no matter where you go.

So don't delay. Go to www.SwimMail.com and sign up today!



Jy Lawrence, 12
 Club: North Bay Thunderbirds
 Coach: Pierre Simard
 Specialty: Breaststroke
Best Times

	SCM01	SCM02
100 breaststroke	1:23.12	1:19.62
200 breaststroke	2:53.82	2:49.18

SwimMail.com

